



REPUBLIKA E KOSOVËS
REPUBLIKA KOSOVA/REPUBLIC OF KOSOVO

KËSHILLI PROKURORIAL I KOSOVËS
TUŽILAČKI SAVET KOSOVA/KOSOVO PROSECUTORIAL COUNCIL

COMPARATIVE AND ANALYTICAL REPORT

**ON CHARACTERISTIC CRIMINAL OFFENSES OF INTER
INSTITUTIONAL TRACKING MECHANISM FOR THE
PERIOD: 2013-2019**

May 2020, Pristina

CONTENTS

INTRODUCTION	3
A Subjects of inter-Institutional tracking mechanism.....	4
B Classification and categorization of characteristic criminal offenses.....	5
C Datas to be registered to the inter-Institutional tracking mechanism.....	8
PART ONE	
1 The trends: Criminal reports with persons: 2013-2019.....	10
1.1 The trend of filing criminal charges.....	11
1.2 Trend of criminal reports proceeding in relation to the cases received.....	12
1.3 Trend Load with criminal reports.....	13
1.4 Trend of the proceeding persons in relation to the cases received for persons.....	14
1.5 Trend of load with persons.....	15
PART TWO	
2 Performance in processing cases for persons.....	16
2.1 Processing (solution / committing) of cases for persons.....	17
2.2 Dismissal of criminal charges for persons.....	18
2.3 Measures for compulsory psychiatric treatment.....	19
2.4 Transfer of criminal proceedings to another state.....	20
2.5 Union of criminal proceedings.....	21
2.6 Termination of investigation.....	22
2.7 Indictments filed.....	23
2.7.1 <i>Indictment for issuing a punitive order</i>	24
2.7.2 <i>Direct indictment</i>	25
2.7.3 <i>Indictment after the investigation</i>	26
PART THREE	
3 Trends: PPN information with Persons: 2013-2019	27
3.1 Trend of submitting PPN Information with persons.....	28
3.2 Trend of closing PPN Information.....	29
3.3 Trend of PPN information load.....	30
3.4 Trend of closing cases for Persons.....	31
3.5 Trend of closing cases for Persons.....	32
PART FOUR	
4 PERFORMANCE	33
4.1 Proceedings of criminal charges against persons.....	34
4.2 Processing (solution / committing) of cases for persons.....	35
4.3 Closing PPN Information with Persons.....	36
4.4 Distinctive performance.....	37
CONCLUSIONS	
5 Findings.....	38
6 Recommendations.....	42

INTRODUCTION

The report reflects the statistical data for nine (9) groups of characteristic criminal offenses of the Inter-Institutional Tracking Mechanism for the years 2013-2018, on which the quantitative and qualitative analysis has been performed.

The primary purpose of this analysis is to identify the performance of the prosecutorial system in handling cases of characteristic criminal offenses over 6 years (2013-2018). Whereas, the scope of the report includes the total data on the cases handled for the 65 criminal offenses of the Criminal Code of Kosovo, categorized and classified according to the Inter-Institutional Tracking Mechanism. The limitations of the report constitute the data received by the judicial system regarding the treatment of processed cases, as well as the quantitative data for PPN Information, categorized by throw and move to PP register.

The first part of the report reflects the trends: filing criminal charges, prosecuting criminal charges in relation to accepted cases, loading with criminal charges, prosecuting persons in relation to accepted cases of persons and the trend of charges against persons.

The second part reflects the performance in the processing of cases for persons, respectively the manner of processing (solution / committing), of cases for persons, for the time period of the analysis: 2013-2018.

The third part of the report is addressed to PPN Information on alleged criminal offenses, for the period 2013-2018, addressed in the fourth part of the report, and includes: the relationship between accepted and closed PPN information, the load of PPN information and persons. Also, this part of the report reflects the quantitative data on PPN information according to the submitting entities.

The fourth part of the report reflects the performance in the processing of criminal reports with persons, proceedings (solution / committing), cases for persons, closure of PPN Information with persons and finally the data reflect the prosecution with the best level of performance according to the criteria measured in the processing of cases for persons in relation to the dismissal of criminal charges against persons, termination of investigations for persons and indictments filed against persons.

At the end of the report are reflected the findings and recommendations as a product of the analysis of all information addressed in the report which includes the period of seven years (2013-2019), in the treatment and processing of criminal reports with persons and PPN Information with persons, for the characteristic criminal offenses of the inter-institutional tracking mechanism.

On the basis of this general report, separate reports have been generated for each basic prosecution office as well as for the special prosecution office, which will be sent to the Chief Prosecutors of the respective prosecution offices for review and analysis in order to reflect on their planning in the future work, as well as the aspect of better management of the prosecutions that lead them.

A. SUBJECTS OF INTER-INSTITUTIONAL TRACKING MECHANISM

Inter-Institutional Tracking Mechanism report is ownership of all institutions and subjects that constitutes the system of Tracking Mechanism, including:

	<u>ACRONYM</u>	<u>SUBJECTS</u>
1	KPC	KOSOVO PROSECUTORIAL COUNCIL
2	KJC	KOSOVO JUDICIAL COUNCIL
3	KP	KOSOVO POLICE
4	KAA	KOSOVO ANTI-CORRUPTION AGENCY
5	KC	KOSOVO CUSTOMS
6	E	EULEX
7	TAK	TAX ADMINISTRATION OF KOSOVO
8	KPI	KOSOVO POLICE INSPECTORATE
9	FIU	FINANCE INTELLIGENCE UNIT
10	OAG	OFFICE OF AUDIT GENERAL
11	KFA	KOSOVO FORESTRY AUTHORITY
12	KPA	KOSOVO PROPERTY AGENCY
13	MAB	MUNICIPAL ADMINISTRATION BODY
14	IP	INJURED PARTY
15	PS	PROSECUTOR WITH SELF-INITIATIVE
16	PT	PROPERTY TITLE HOLDER
17	O	OTHERS (CITIZENS)

B. CLASSIFICATION AND CATEGORIZATION OF CHARACTERISTIC CRIMINAL OFFENSES

The objects to tracking mechanism are nine (9) groups of characteristic criminal groups, categorized as follows:

Articles based on new ¹ and old criminal code:	QUALIFICATION OF CRIMINAL OFFENSES BASED ON CRIMINAL REPORT
Criminal offenses dealing with WEAPONS (abbreviation "A")	
New Code - article: 364 Old Code - Article: 327	Unauthorized import, export, supply, transport, production, exchange, brokering or sale of weapons or explosive materials,
Criminal offenses dealing with DRUGS (abbreviation "DR")	
New C_267 & Old C_273	Unauthorized purchase, possession, distribution and sale of narcotics drugs, psychotropic substances and analogues
New C_268 & Old C_274	Unauthorized production and Processing of narcotic drugs, psychotropic substances and analogues paraphernalia, equipment or narcotic materials
New C_269 & Old C_275	Unauthorized possession of narcotics drugs, psychotropic substances and analogues
New C_270 & Old C_276	Intoxicating another person's with narcotic drugs or other psychotropic substances
New C_271 & Old C_277	Facilitate the supply or use of narcotics, psychotropic substances and analogues
New C_272 & Old C_278	Cultivation of hashish plant, cocaine bush or cannabis plants
New C_273 & Old C_279	Organizing managing or financing trafficking in narcotic drugs or psychotropic substances
New C_273 & Old C_280	Conversion or transfer of property deriving from criminal offenses from this Chapter
Criminal offenses dealing with SMUGGLING OF MIGRANTS (abbreviation "SM")	
New C_164 & Old C_170	Smuggling of Migrants
Criminal offenses dealing with ORGANIZED CRIME (abbreviation "OC")	
New C_277 & Old C_283	Participation or organizing an organized criminal group
Criminal offenses that deal with OFFICIAL CORRUPTION AND CRIMINAL OFFENSES AGAINST THE OFFICIAL DUTY (abbreviation "KORR")	
New C_284 & Old C_290	Abuse of economic authorizations
New C_285 & Old C_291	Entering into harmful contracts
New C_310 & Old C_316	Giving bribes in the private sector Unjustified giving of gifts
New C_414 & Old C_422	Abusing official position or authority
New C_416 & Old C_423	Misusing official information

¹ (New) Kosovo Criminal Code entered into force on April 14, 2019, three months following its publishing on Official Gazette of the Republic of Kosovo (Published on 14.01.2010);

New C_416 & Old C_423	Conflict of interest
New C_418 & Old C_425	Misappropriation in office
New C_419 & Old C_426	Fraud in office
New C_420 & Old C_427	Unauthorized use of property
New C_421 & Old C_428	Accepting bribes
New C_422 & Old C_429	Giving bribes
New C_423 & Old C_430	Giving bribes to foreign public official or foreign official persons
New C_424 & Old C_431	Trading in influence
New C_425 & Old C_432	Issuing unlawful judicial decisions
New C_426 & Old C_433	Disclosing official secrets
New C_427 & Old C_434	Falsifying official document
New C_426 & Old C_435	Unlawful collection and disbursement
New C_429 & Old C_436	Unlawful appropriation of property during a search or execution of a court decision
New C_430 & Old C_437	Failure to report or falsely reporting property, revenue/income, gifts, other material benefits or financial obligations
New C_399 & Old C_350	Unlawful release of persons deprived of liberty
Criminal offenses dealing with MONEY LAUNDERING (abbreviation "ML")	
New C_302 & Old C_308 Law no.03 / L-196	Money laundering
Criminal offenses dealing with TRAFFICKING IN HUMANS (abbreviation "TH")	
New C_163 & Old C_169	Slavery, slavery-like conditions and forced labor
New C_165 & Old C_171	Trafficking In Humans
New C_172 & Old C_140	Withholding Identity Papers of Victims of Slavery
New C_228 & Old C_231	Sexual Services of a Victim of Trafficking
New C_227 & Old C_235	Rape Sexual abuse of persons under sixteen (16) years old
New C_239 & Old C_246	Forced marriage - provided that there are elements of trafficking
New C_259 & Old C_265	Unlawful transplantation and trafficking of human organs and tissues

Criminal offenses dealing with ECONOMIC CRIMES (abbreviation "EC")	
K. New C_278 & Old C_284	Violating right of equality in exercising economic activity
K. New C_278 & Old C_284	Irresponsible economic activity
K. New C_280 & Old C_286	Causing bankruptcy
K. New C_281 & Old C_287	Causing false bankruptcy
K. New C_282 & Old C_288	Fraud in bankruptcy proceeding
K. New C_283 & Old C_289	Defrauding or damaging creditors or debtors
K. New C_286 & Old C_292	Unauthorized communication of trade secrets
K. New C_287 & Old C_293	Counterfeit securities and payment instruments

K. New C_288 & Old C_294	Counterfeiting stamps of value
K. New C_289 & Old C_295	Violating patent rights
K. New C_290 & Old C_296	Violating copyrights
K. New C_291 & Old C_297	Circumvention of technological measures
K. New C_292 & Old C_298	Deceiving consumers
K. New C_293 & Old C_299	Deceiving consumers
K. New C_294 & Old C_300	Organizing pyramid schemes and unlawful gambling
K. New C_295 & Old C_301	Misuse of the position of monopoly
K. New C_296 & Old C_302	Counterfeit money
K. New C_297 & Old C_303	Manufacturing and use of false official marks, measures and weights
K. New C_298 & Old C_304	Production, supply, selling, possession or provision for use the means of counterfeiting
K. New C_299 & Old C_305	Prohibited trade
K. New C_300 & Old C_306	Prohibited production
K. New C_301 & Old C_307	Issuing uncovered or false cheques and misuse of bank or credit cards
K. New C_303 & Old C_309	Agreements in restriction of competition upon invitation to tender
K. New C_304 & Old C_310	Fraud in trading with securities
K. New C_305 & Old C_311	Abuse of insider information
K. New C_306 & Old C_312	Government securities collusion and fraud
K. New C_307 & Old C_313	Tax evasion
K. New C_308 & Old C_314	False tax related documents
K. New C_309 & Old C_315	Accepting bribes in the private sector
K. New C_311 & Old C_317	Smuggling of goods
K. New C_312 & Old C_38	Avoiding payment of mandatory customs fees or excise fees
Criminal offenses dealing with INCITING HATRED (abbreviation "IH")	
K. New C_141 & Old C_147	Inciting discord and intolerance (Based on New Code) Inciting hatred, discord and intolerance between national, racial, religious, ethnic and other groups

C. INFORMATION SHALL BE REGISTERED IN THE TRACKING MECHANISM

In the tracking mechanism system (database) information is registered with information for persons, criminal reports "PP" and information "PPN" for characteristic criminal offenses and persons involved in the (*alleged*) criminal offenses, as follows:

1. Information/records on cases:	
1	Type of register
2	Prosecution Office Denomination
3	Number of criminal reports (PP) - report, based on register - PPN
4	Abbreviations of characteristic criminal offenses group

5	Date of the commission of the criminal report
6	Criminal report filed by:
7	Reference number of the criminal report submitter
8	Date when criminal report - Report was submitted
9	Number of Suspected Persons
10	Name of Prosecutor whom the case is allocated to
11	Number of the criminal report - Report
2. Data on procedural actions by persons	
1	Suspect's name:
2	Qualification of Criminal Offenses Based on Criminal Report
3	Detention order
4	Rejection of criminal report - Reports is closed
5	Is any additional information required?
6	Are any covert measures ordered before investigation
7	Initiation of investigation
8	Detention on remand was requested following the initiation of investigations
9	Has the request to impose detention on remand been approved
10	Appeal filed by the Prosecutor against the decision to reject the appeal
11	Has Court of Appeals approved the appeal filed by the Prosecutor
12	Extension of Investigation
13	Judicial qualification of CO by Ruling on initiation of investigations:
14	Suspension of Investigation
15	Resuming investigation following the Suspension of Investigation
16	Termination of investigations
17	Indictment upon the request to issue punitive order
18	Direct Indictment
19	Imposing detention on remand was required following the Direct Indictment
20	Has the request to impose detention on remand been approved
21	Appeal filed by the Prosecutor against the decision to reject the appeal
22	Has Court of Appeals approved the appeal filed by the Prosecutor
23	Indictment following conduct of Investigations
24	Judicial qualification following Criminal Offense based on indictment
25	Amending Indictment under Article 252
26	Dismissal of Indictment before court trial
27	The accused found Guilty
28	The accused is acquitted from all charges in Indictment
29	Indictment has been Rejected against the Accused
30	Judicial qualification following the Judgment
31	Prosecutor's appeal only against the decision on punishment
32	Prosecutor's appeal against reasons (other than weight of punishment)
33	Prosecutor's Reply to an Appeal
34	Has the appeal filed by Prosecutor been approved in the 1st instance decision
35	Judicial qualification of CO by the Judgment of 2nd instance
36	Order to freeze assets (Article 264)
37	Request to issue an Attachment Order (Article 265)
38	Has the Request of Prosecutor to issue an Attachment Order been approved (Article 265)
39	Request for temporary confiscation during the investigation
40	The amount assets temporarily confiscated (in EUR)
41	Confiscated assets are in temporary custody of police

42	Confiscated assets are in temporary custody of ASCAK		
43	Request for temporary confiscation by Indictment		
44	Has the request to impose permanent confiscation been approved		
45	The amount of confiscated assets (in EUR)		
46	Has the decision to sell confiscated assets been approved		
47	Has the Appeal filed by the Prosecutor been approved		
48	Confiscated assets are destroyed		
49	Confiscated assets are sold		
50	Confiscated assets are given to Government for use		
3. Data on sequestration and confiscation			
A	Request for sequestration of assets generating from corruptive activities	B	Request for sequestration of assets generating from other criminal acts
1	Order to temporary sequester assets (Article 112.2)		
2	Request of prosecutor submitted to Pre-trial Judge to issue an Order for to temporary sequestration 112.3		
3	Request filed by prosecutor for confiscation of the building, immovable property, movable property or assets		
4	APPROVED requests (listed under 3 and 4)		
5	Request filed by Prosecutor to retain assets for the use by the Government article 284.4		
6	APPROVED requests (listed under 5)		
7	Request filed by Prosecutor to retain assets under management of AMSCA under article 269		
8	Request filed by Prosecutor to use confiscated assets or forfeited funds to compensate the injured party, 284.5		
9	APPROVED requests (listed under 7 and 8)		

PART ONE

1. TRENDS: CRIMINAL REPORTS WITH PERSONS 2013-2019

- TREND OF SUBMITTING THE CRIMINAL REPORTS WITH PERSONS 2013-2019
- TREND OF PROCEEDINGS OF CRIMINAL REPORTS IN RELATION TO CRIMINAL REPORTS RECEIVED: 2013-2019
- TREND OF LOAD WITH CRIMINAL REPORTS 2013-2019
- TREND OF PROCEEDING CASES WITH PERSONS INVOLVED IN THE CRIMINAL REPORTS IN RELATION TO THE CASES OF PERSONS IN THE RECEIVED CRIMINAL REPORTS 2013-2019
- TREND OF LOAD WITH PERSONS 2013-2019

1.1 TREND OF SUBMITTING THE CRIMINAL REPORTS: 2013-2019

Subjects, actors of the inter-institutional tracking mechanism during the years 2013-2019, have filed in the prosecution offices (basic and special), a total of **12538** criminal reports with **20167** persons involved in characteristic criminal offenses (*see figure 1*). State institutions have prosecuted 94.33% of criminal charges and 92.33% of persons, while citizens 5.67% of criminal charges and 7.67% of persons (*see figure 2*).

		A		DG		KM		KO		KORR		SHP		TNJ		E		NU		Total	
		KP	P	KP	P	KP	P	KP	P	KP	P	KP	P	KP	P	KP	P	KP	P	KP	P
1	AKK									597	812	1	3							598	815
2	AKP									18	22					1	1			19	23
3	APK									15	17					8	13			23	30
4	ATK							1	2	4	4	1	2			163	195			169	203
5	DK			1	2			2	41	11	65	2	3			325	386			341	497
6	E	1	1	2	3	4	15	4	41	6	18	4	9							21	87
7	NJIF					1	10					4	7							5	17
8	IPK			2	3	2	2	2	5	125	271					4	6			136	288
9	EPK	1	1	42	72	4	10	17	126	182	451	12	53	9	39	71	159	1	1	339	912
10	OAK			4	5			1	3	22	44					12	14			39	66
11	PK	110	210	5895	7989	195	431	32	382	1264	2763	35	91	274	542	2108	2770	30	71	9943	15249
12	PV	2	5	38	107	7	10	1	10	55	133	5	14	3	7	37	68			148	354
13	TP							1	10	32	48					8	16			41	74
14	AGJ									4	5							1	1	5	6
15	ID									412	858			1	2	22	29	3	3	438	892
16	Q			5	15	2	2	11	46	227	535	2	4	1	3	21	45	4	4	273	654
<i>Total:</i>		114	217	5989	8196	215	480	72	666	2974	6046	66	186	288	593	2780	3702	39	80	12538	20167

Figure 1

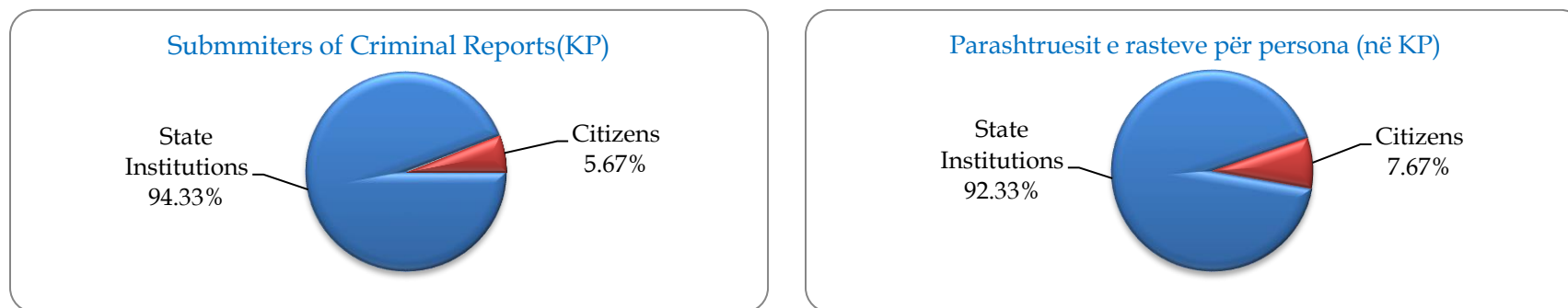


Figure 2

1.2 - TREND OF PROCEEDINGS OF CRIMINAL REPORTS IN RELATION TO CRIMINAL REPORTS RECEIVED: 2013-2019

The Basic Prosecutions and the SPRK, during the years 2013-2019, have received **12538** criminal reports from various entities, for the characteristic criminal offenses of the Inter-Institutional Tracking Mechanism, while they have processed (committed / resolved) **11329** criminal reports or **90.36%** (see figure 3). PSRK is the only prosecution that has prosecuted (resolved / committed), more criminal charges in relation to the number of criminal charges received (see figure 4).

	2013			2014			2015			2016			2017			2018			2019			TOTAL:		
	Received	Closed		Received	Closed		Received	Closed		Received	Closed		Received	Closed		Received	Closed		Received	Closed		Received	Closed	
		No.	%		No.	%		No.	%		No.	%		No.	%		No.	%		No.	%		No.	%
A	37	19	51%	23	27	117%	12	12	100%	14	7	50%	11	14	127%	12	17	141%	5	10	200%	114	106	92.98%
DR	374	257	69%	511	350	68%	438	339	77%	725	455	62%	1061	856	80%	1556	1614	103%	1328	1289	97%	5989	5160	86.13%
KM	45	29	64%	56	35	62%	39	33	84%	17	22	129%	25	24	96%	17	11	64%	16	20	125%	215	174	80.93%
KO	11	2	18%	21	8	38%	14	8	57%	4	13	325%	13	7	53%	1	13	1300%	8	13	162%	72	64	88.89%
KORR	435	314	72%	502	444	88%	412	412	100%	438	468	106%	443	456	102%	325	408	125%	419	400	95%	2974	2902	97.58%
SHP	18	25	138%	10	14	140%	9	7	77%	4	6	150%	8	7	87%	5	9	180%	12	3	25%	66	71	107.58%
TNJ	48	34	70%	33	23	69%	25	17	68%	32	25	78%	43	43	100%	64	46	72%	43	37	86%	288	225	78.13%
E				647	451	69%	379	276	72%	343	407	118%	496	498	101%	413	435	105%	502	532	105%	2780	2599	93.49%
NU							8	5	62%	7	5	71%	8	7	87%	5	5	100%	9	6	67%	39	28	75.68%
	969	680	70%	1803	1352	74%	1336	1109	83%	1584	1408	88%	2108	1912	91%	2398	2558	106%	2342	2310	99%	12538	11329	90.36%

Figure 3

	SPRK			PRISHTINE			PRIZREN			PEJË			GJILAN			MITROVICË			FERIZAJ			GJAKOVË		
	R	C	%	P	M	%	P	M	%	P	M	%	P	M	%	P	M	%	P	M	%	P	M	%
A	11	14	127%	21	10	47%	46	49	106%		1		11	8	73%	3	1	33%	16	18	113%	6	5	83%
DR	15	22	147%	2075	1588	76%	989	936	95%	612	554	91%	570	527	92%	754	651	86%	643	612	95%	333	270	81%
KM	16	12	75%	71	45	63%	23	24	104%	5	4	80%	51	47	92%	14	12	86%	15	15	100%	20	15	75%
KO	71	63	89%	1				1																
KORR	92	105	114%	1197	1127	94%	402	423	105%	298	297	99%	360	357	99%	236	203	86%	181	187	103%	208	203	98%
SHP	60	69	115%				6	2	33%															
TNJ	4	4	100%	103	68	66%	28	28	100%	29	25	86%	27	23	85%	34	25	74%	39	35	90%	24	17	71%
E	6	5	83%	849	851	100%	547	571	104%	195	180	92%	284	277	98%	406	289	71%	369	303	82%	124	123	99%
NU	6	3	50%	3	5	167%	8	6	75%	9	7	78%	1	1	100%	4	1	25%	4	3	75%	1	2	200%
#	281	297	106%	4320	3694	86%	2049	2040	99%	1148	1068	93%	1305	1240	95%	1451	1182	81%	1267	1173	93%	716	635	89%

Figure 4

1.3. TREND OF LOAD WITH CRIMINAL REPORTS 2013-2019

The case load at the end of 2019 results in an increase of 67 criminal charges or 3.82% compared to the previous year. The highest load at the end of 2019, according to the criterion of the criminal offense turns out to be Drugs with 51.87%, while according to the criterion of the prosecution office, it turns out that Pristina with 48.46%, has the highest level of drug trafficking (see figure 5 & 6).

		2013	2013 vs 2014	2014	2014 vs 2015	2015	2015 vs 2016	2016	2016 vs 2017	2017	2017 vs 2018	2018	2018 vs 2019	2019
1	A	29	-3	26	+4	30	+6	36	-6	30	+3	33	-11	22
2	DR	286	+159	445	+121	566	+262	828	+174	1002	-89	913	+31	944
3	KM	37	22	59	+7	66	-10	56	-6	50	+3	53	-2	51
4	KO	25	+14	39	+8	47	-7	40	+3	43	-10	33	+1	34
5	KORR	464	+68	532	+6	538	-91	447	-131	316	-86	230	+37	267
6	SHP	31	-2	29	+3	32	-3	29	0	29	-11	17	+11	28
7	TNJ	34	+10	44	+7	51	+6	57	+9	66	+14	80	+9	89
8	E		+488	488	+97	585	-118	467	-76	391	-11	380	-11	369
9	NU									0	+14	14	+2	16
		893	+769	1662	+253	1915	+45	1960	-33	1927	-174	1753	+67	1820

Figure 5

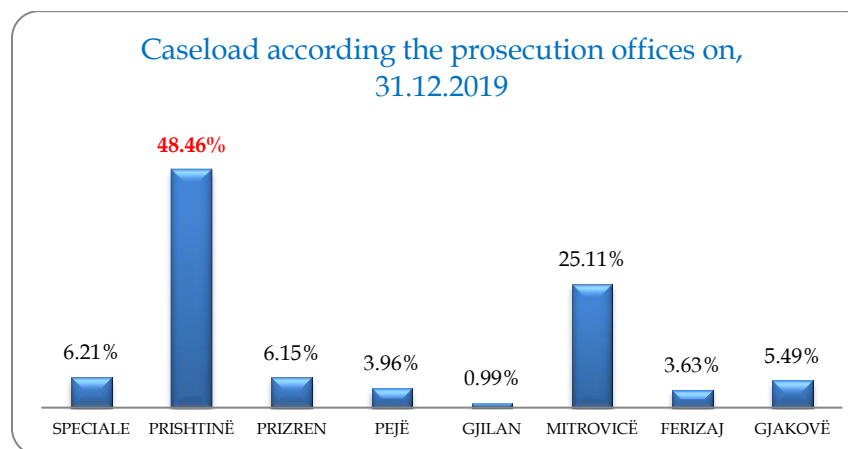
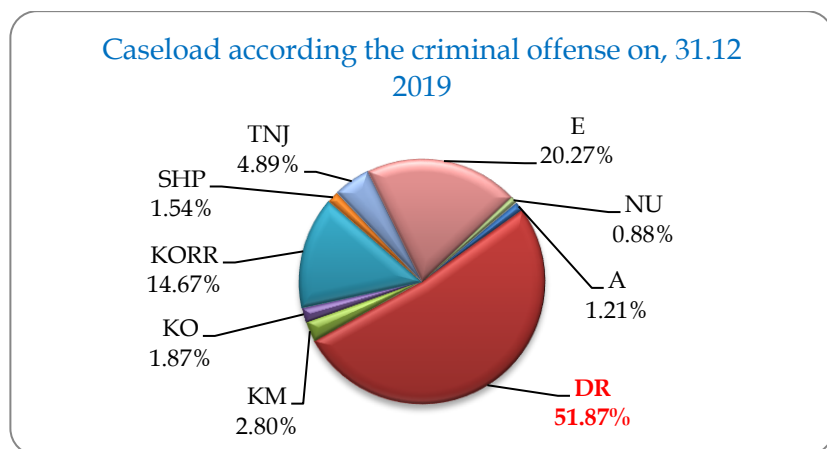


Figure 6

1.4. TREND OF PROCEEDINGS OF PERSONS IN RELATION TO CASES RECEIVED PER PERSONS: 2013-2019

The Basic Prosecutions and the SPRK, during the years 2013-2019, have received from various entities cases for 20167 persons, within the criminal reports for the characteristic criminal offenses of the Inter-Institutional Tracking Mechanism, while during the same period of time have proceeded (committed / resolved), cases of 19016 persons, or 94.29% (see figure 7). The SPRK and the Basic Prosecution office in Prizren have processed several cases of persons in relation to the number of persons received to criminal reports during the years 2013-2019 (see figure 8).

	2013			2014			2015			2016			2017			2018			2019			TOTAL:		
	Received	Processed		Received	Processed		Received	Processed		Received	Processed		Received	Processed		Received	Processed		Received	Processed		Received	Processed	
		No.	%		No.	%		No.	%		No.	%		No.	%		No.	%		No.	%		No.	%
A	69	39	56%	44	63	143%	17	29	170%	25	21	84%	14	21	150%	41	16	39%	7	12	171%	217	201	92.63%
DR	612	429	70%	793	554	69%	652	560	85%	990	633	64%	1414	1208	85%	2009	2065	103%	1727	1612	93%	8197	7061	86.14%
KM	127	116	91%	118	103	87%	86	91	105%	40	55	138%	52	43	83%	34	19	56%	23	31	135%	480	458	95.42%
KO	85	9	10%	165	127	77%	156	113	72%	83	183	220%	94	126	134%	7	70	1000%	76	106	139%	666	734	110.21%
KORR	1036	668	64%	1011	1016	101%	860	897	104%	849	1164	137%	738	1004	136%	656	771	118%	896	771	86%	6046	6291	104.05%
SHP	36	116	322%	25	43	172%	27	15	56%	7	17	243%	23	16	70%	11	28	255%	57	11	19%	186	246	132.26%
TNJ	113	148	130%	93	57	61%	67	63	94%	76	72	95%	74	81	109%	90	97	108%	80	58	73%	593	576	97.13%
E				737	519	70%	525	338	64%	487	512	105%	637	660	104%	580	637	110%	736	712	97%	3702	3378	91.25%
NU							40	29	72%	9	16	178%	12	11	92%	8	8	100%	11	7	64%	80	71	88.75%
	2078	1525	73%	2986	2482	83%	2430	2135	88%	2566	2673	104%	3058	3170	104%	3436	3711	108%	3613	3320	92%	20167	19016	94.29%

Figure 7

	SPRK			PRISHTINE			PRIZREN			PEJË			GJILAN			MITROVICË			FERIZAJ			GJAKOVË		
	P	#	%	P	#	%	P	#	%	P	#	%	P	#	%	P	#	%	P	#	%	P	#	%
A	18	48	267%	42	27	64%	61	63	103%		1		23	18	78%	9	6	67%	54	29	54%	10	9	90%
DR	72	99	138%	2818	2132	76%	1385	1322	95%	819	742	91%	698	655	94%	1075	891	83%	859	812	95%	471	408	87%
KM	87	154	177%	165	105	64%	48	45	94%	12	10	83%	82	71	87%	26	19	73%	31	31	100%	29	23	79%
KO	662	718	108%	4		0%		14											2					
KORR	457	634	138%	2411	2438	101%	839	855	102%	506	510	101%	656	668	102%	465	442	95%	383	403	105%	329	341	104%
SHP	175	243	139%				11	3	27%															
TNJ	15	49	327%	220	197	90%	45	45	100%	58	49	84%	47	40	85%	78	79	101%	88	82	93%	42	35	83%
E	41	17	41%	1131	1094	97%	657	705	107%	251	228	91%	371	340	92%	551	395	72%	529	443	84%	171	156	91%
NU	30	32	107%	3	8	167%	10	8	80%	11	9	82%	3	1	33%	10	3	30%	11	7	64%	2	3	150%
TOTAL:	1557	1994	128%	6794	6001	88%	3056	3060	101%	1657	1549	93%	1880	1793	95%	2214	1835	83%	1955	1809	93%	1054	975	93%

Figure 8

1.5. TREND OF CASELOAD WITH PERSONS: 2013-2019

The load on persons, at the end of 2019, results in an increase of 314 cases per person or 10.19% compared to the previous year. The highest load at the end of 2019, according to the criterion of the criminal offense, turns out to be Drugs with 31.68%, while according to the criterion of the prosecution, it turns out that Pristina with 44.80%, has the highest level of load with persons (see figure 9 & 10).

#		2013	2013 vs 2014	2014	2014 vs 2015	2015	2015 vs 2014	2016	2016 vs 2017	2017	2017 vs 2018	2018	2018 vs 2019	2019
1	A	64	-10	54	-1	53	+4	57	-12	45	+28	73	-21	52
2	DR	467	+243	710	+131	841	+348	1189	+168	1357	-75	1282	+65	1347
3	KM	111	+16	127	-3	124	-21	103	+5	108	+9	117	-6	111
4	KO	201	+61	262	+92	354	-11	343	-94	249	-108	141	+36	177
5	KORR	1496	+62	1558	+82	1640	-392	1248	-508	740	-123	617	+183	800
6	SHP	91	-9	82	+13	95	-30	65	+17	82	-40	42	+47	89
7	TNJ	85	+40	125	+10	135	+3	138	-2	136	+13	149	+15	164
8	E		+623	623	+177	800	-50	750	-86	664	-71	593	-7	586
9	NU										+67	67	+2	69
#		2469	+1072	3541	+501	4042	-149	3893	-512	3381	-300	3081	+314	3395

Figure 9

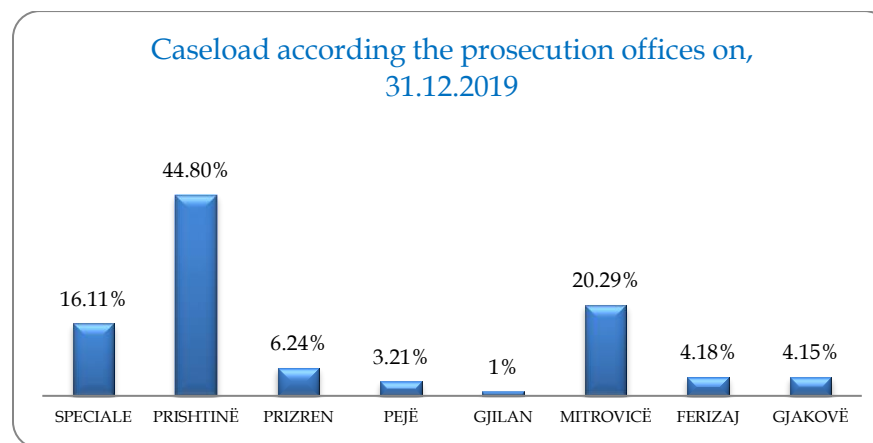
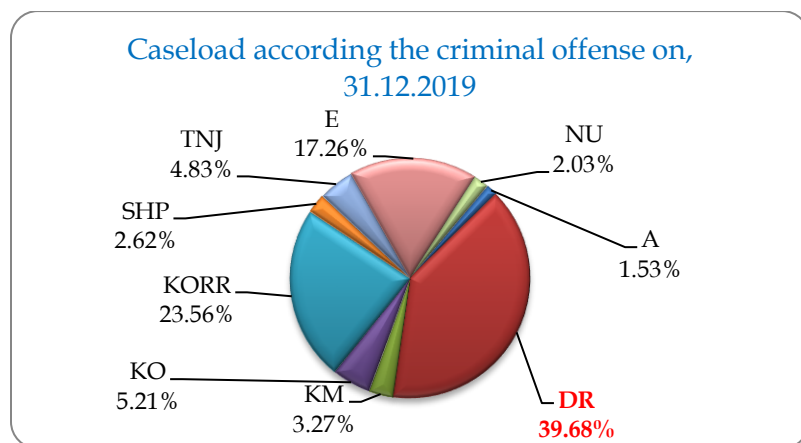


Figure 10

SECOND PART

2. PERFORMANCE IN PROCEEDING OF CASES FOR PERSONS

- REFLECTION OF THE PROCEEDINGS OF CASES FOR PERSONS
- DISMISSAL OF CASES PER PERSONS
- MEASURES FOR COMPULSORY PSYCHIATRIC TREATMENT
- TRANSFER OF CRIMINAL PROCEDURE TO ANOTHER STATE
- ANOTHER WAY (union of criminal proceedings)
- TERMINATION OF INVESTIGATION
- REFLECTION OF INDICTMENTS FILED
- INDICTMENT FOR ISSUING THE PUNITIVE ORDER
- DIRECT INDICTMENTS
- INDICTMENTS FILED AFTER THE INVESTIGATION

2.1. PROCEEDING (resolved/committed) OF THE CASES PER PERSON: 2013-2019

During the seven (7) years of operation of the Inter-Institutional Tracking Mechanism (2013-2019), prosecution offices in the framework of handling cases for characteristic criminal offenses have prosecuted (resolved / committed) 19090 persons, of which the filing of an indictment with 62.38% constitutes the highest level of proceedings, while the criminal offenses of Drugs with 37.13%, constitute the highest level of criminal offenses (see figure 11 & 12).

CHARACTERISTIC CRIMINAL OFFENSES		Total cases per person	Dismissal of criminal report	Measures for compulsory psychiatric treatment	Transfer of criminal proceedings to another state	Termination of investigation	Indictment for issuing a Punitive Order	Direct Indictment	Indictment after the investigation	Another way (Union of the procedure)
1	WEAPONS.	201	11		3	32		24	130	1
2	DRUGS	7061	548	3	3	303	794	3142	2239	29
3	SMUGGLING OF MIGRANTS	458	19			104		5	329	1
4	ORGANIZED CRIME	734	20			300			396	18
5	CORRUPTION	6291	1961	5		1767	77	270	2147	64
6	MONEY LAUNDERING	246	76	4		114		1	51	
7	TRAFFICKING IN HUMANS	576	37	2		96		6	435	
8	ECONOMIC CRIMES	3378	1143	2	2	439	63	487	1215	27
9	INCITING HATRED	71	8			16	20		27	
IN TOTAL :		19016:	3823	16	8	3171	954	3935	6969	140

Figure 11

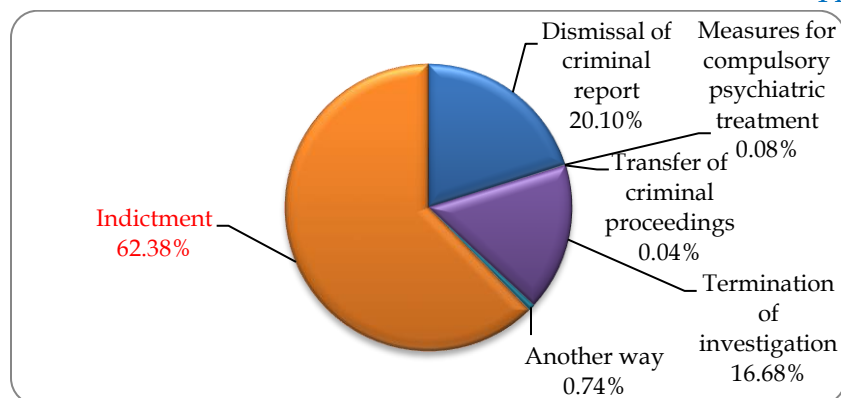
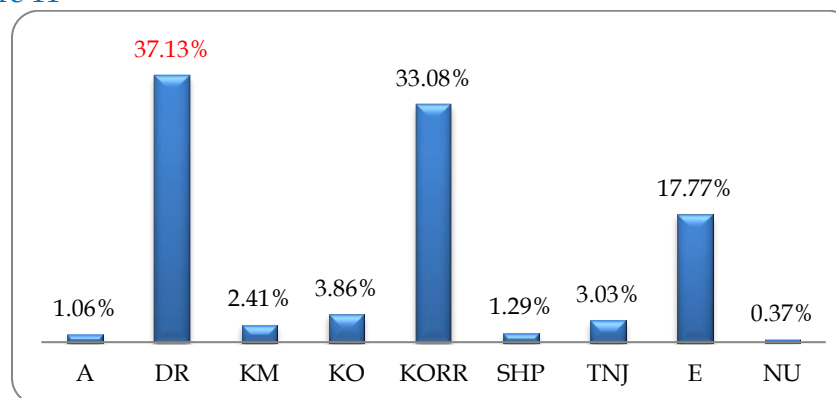


Figure 12



2.2. DISMISSAL OF CRIMINAL REPORTS PER PERSONS

The Basic Prosecutions and the SPRK, during the years 2013-2019, have dismissed criminal charges against **3823** persons (see figure 13). Criminal offenses of Corruption with **51.29%**, constitutes the highest level of dismissal of criminal reports per persons, while the Basic Prosecution in Pristina with **43.03%**, turns out to have the highest level of dismissal of criminal reports per persons (see table 14)

Dismissal of criminal reports		PERSONS	SPRK	PRISHTINË	PRIZREN	PEJË	GJILAN	MITROVICË	FERIZAJ	GJAKOVË
1	WEAPONS.	11	1	3	3				2	2
2	DRUGS	548		285	79	48	13	82	18	23
3	SMUGGLING OF MIGRANTS	19	9	5			1		1	3
4	ORGANIZED CRIME	20	20							
5	CORRUPTION	1961	38	944	232	167	246	153	84	97
6	MONEY LAUNDERING	76	74		2					
7	TRAFFICKING IN HUMANS	36	6	7	4	4	3	1	6	5
8	ECONOMIC CRIMES	1143	4	400	287	60	69	176	107	40
9	INCITING HATRED	9		1	2	2	1	3		
IN TOTAL:		3823	152	1645	609	281	333	415	218	170

Figure 13

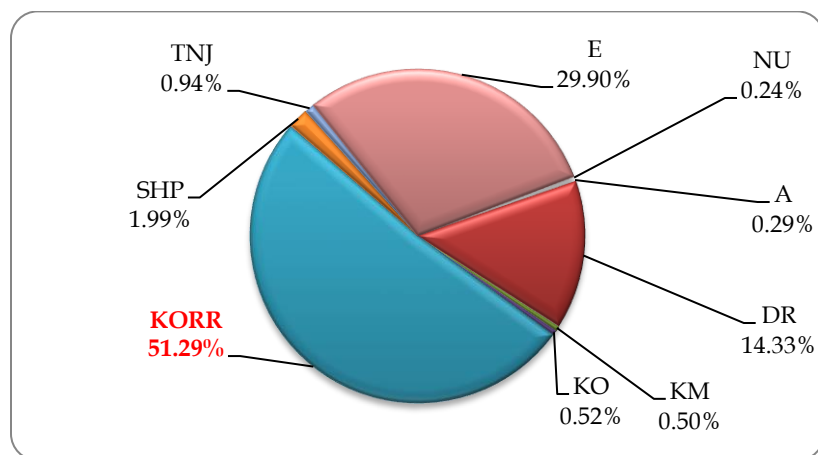
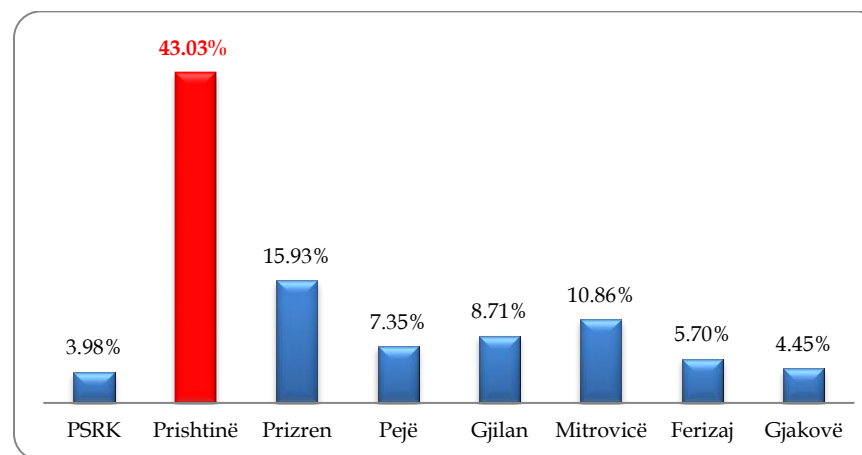


Figure 14



2.3. MEASURES FOR COMPULSORY PSYCHIATRIC TREATMENTS

During the years 2013-2019, the basic prosecutor's offices have imposed measures for compulsory psychiatric treatment for **16** persons (see figure 15). Criminal offenses of corruption with **31.25%**, constitute the highest level of measures for compulsory psychiatric treatment for persons, while SPRK with **31.25%**, results with the highest level of measures for compulsory psychiatric treatment (see figure 16).

Measures for compulsory psychiatric treatment		PERSONS	SPRK	PRISHTINË	PRIZREN	PEJË	GJILAN	MITROVICË	FERIZAJ	GJAKOVË
1	WEAPONS.									
2	DRUGS	3				1			2	
3	SMUGGLING OF MIGRANTS									
4	ORGANIZED CRIME									
5	CORRUPTION	5	1	1	3					
6	MONEY LAUNDERING	4	4							
7	TRAFFICKING IN HUMANS	2				1				1
8	ECONOMIC CRIMES	2				1		1		
9	INCITING HATRED									
IN TOTAL:		16	5	1	3	3		1	2	1

Figure 15

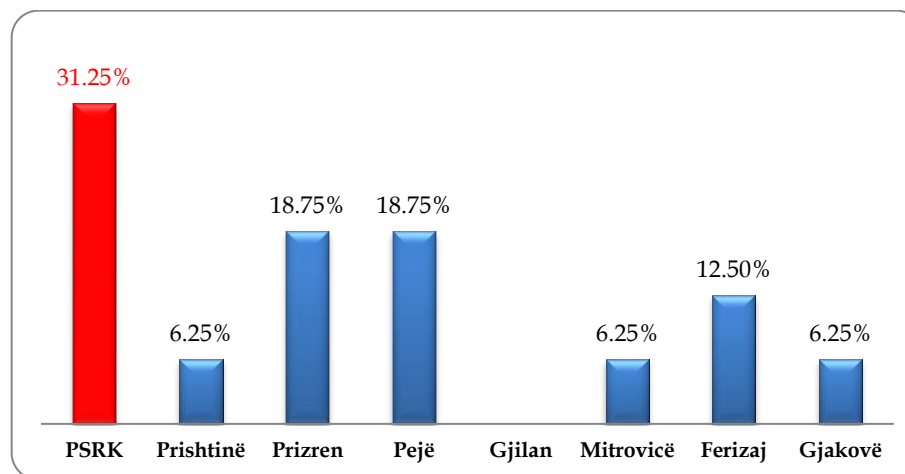
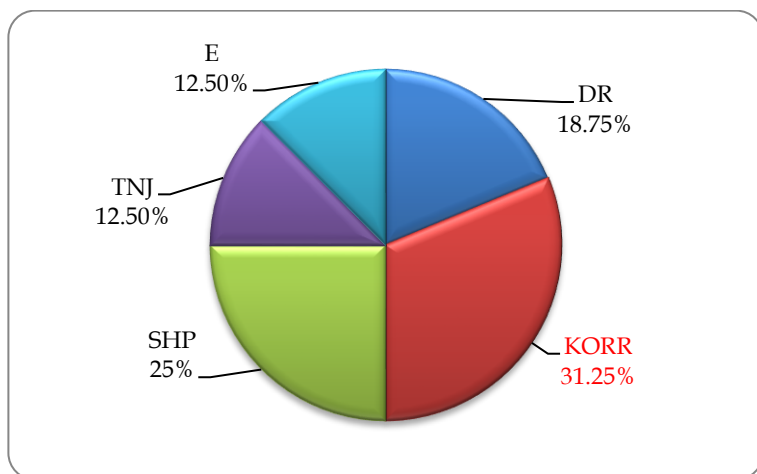


Figure 16

2.4. TRANSFER OF CRIMINAL PROCEDURE TO ANOTHER STATE

The Basic Prosecutions and the SPRK, during the years 2013-2019, have transferred the criminal proceedings to another state for **8** persons (*see figure 17*). The Basic Prosecution in Prizren with **87.50%** turns out to have the highest level of criminal procedure transfer to another state (*see figure 18*).

Transfer of the criminal procedure to another state		PERSONS	SPRK	PRISHTINË	PRIZREN	PEJË	GJILAN	MITROVICË	FERIZAJ	GJAKOVË
1	WEAPONS.	3			3					
2	DRUGS	3			2			1		
3	SMUGGLING OF MIGRANTS									
4	ORGANIZED CRIME									
5	CORRUPTION									
6	MONEY LAUNDERING									
7	TRAFFICKING IN HUMANS									
8	ECONOMIC CRIMES	2			2					
9	INCITING HATRED									
IN TOTAL:		8			7			1		

Figure 17

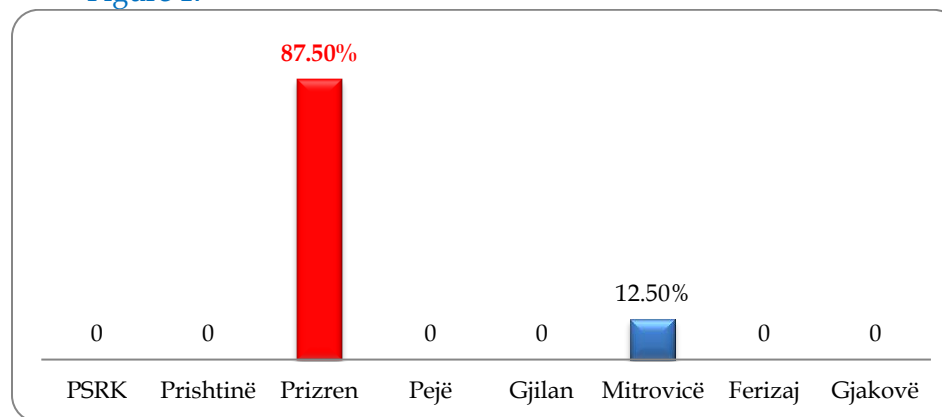
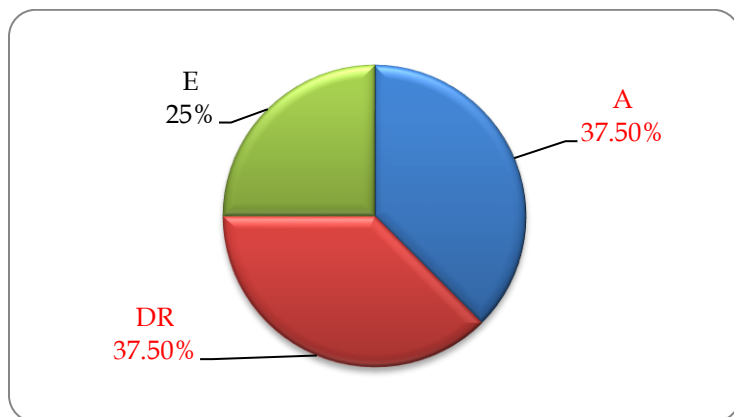


Figure 18

2.5. ANOTHER WAY (union of criminal proceedings)

The Basic Prosecutions and the SPRK, during the years 2013-2019, have joined the criminal proceedings² for **140** persons who have been involved in characteristic criminal offenses (*see figure 19*). The Basic Prosecution in Prizren with 32.14%, turns out to have the highest level of union of criminal proceedings for persons, while according to the criminal offense it turns out that corruption with **45.71%** has the highest level of union of criminal proceedings for persons (*see figure 20*).

Union of the procedure	PERSONS	PSRK	PRISHTINË	PRIZREN	PEJË	GJILAN	MITROVICË	FERIZAJ	GJAKOVË
1 WEAPONS.	1								1
2 DRUGS	29	6	7	10	5			1	
3 SMUGGLING OF MIGRANTS	1							1	
4 ORGANIZED CRIME	18	18							
5 CORRUPTION	64	8	18	25		1	8	4	
6 MONEY LAUNDERING									
7 TRAFFICKING IN HUMANS									
8 ECONOMIC CRIMES	27		6	10	1			9	1
9 INCITING HATRED									
IN TOTAL:	140	32	31	45	6	1	8	15	2

Figure 19

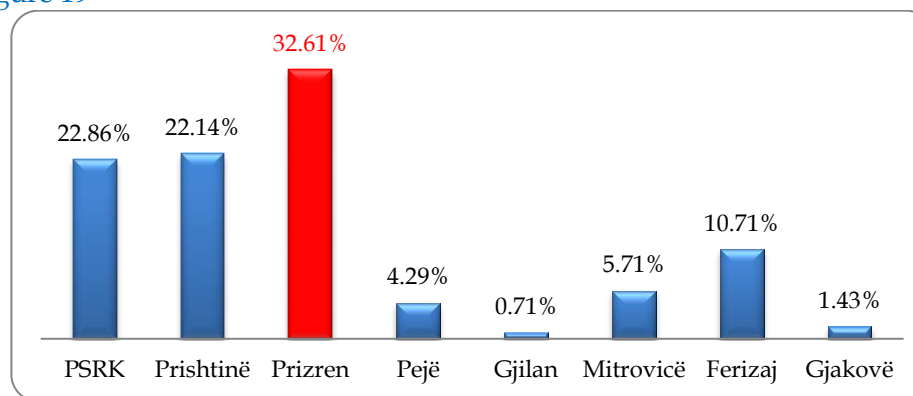
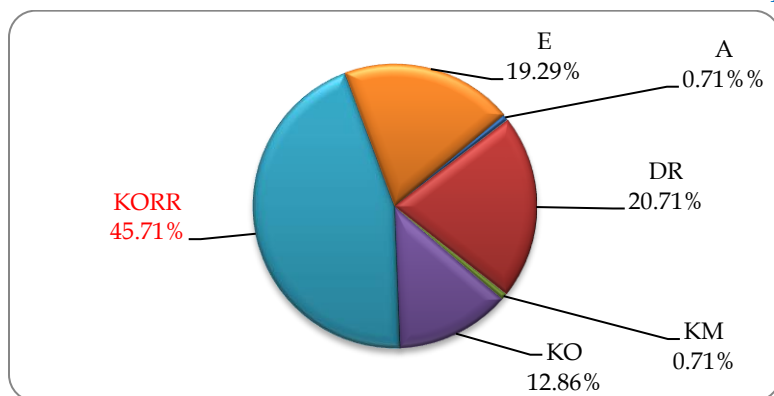


Figure 20

² Union of criminal proceedings for persons involved in characteristic criminal offenses does not imply proceedings (resolution / committed) of the case but only regulates the numerical aspect of the cases for persons, as they are transferred to another criminal case.

2.6. TERMINATION OF INVESTIGATIONS AGAINST PERSONS

The Basic Prosecutions and the SPRK, during the years 2013-2019, have terminated the investigations for **3171** persons (*see figure 21*). The Basic Prosecution in Pristina with **28.48%**, turns out to have the highest level of investigation termination against persons involved in characteristic criminal offenses, while according to the criminal offense it turns out that Corruption with **55.72%**, has the highest level (*see figure 22*).

Termination of investigations		PERSONS	SPRK	PRISHTINË	PRIZREN	PEJË	GJILAN	MITROVICË	FERIZAJ	GJAKOVË
1	WEAPONS.	32	21		6		2		3	1
2	DRUGS	303	43	54	71	48	17	18	28	23
3	SMUGGLING OF MIGRANTS	104	47	13	13	3	11	9	4	4
4	ORGANIZED CRIME	300	299		1					
5	CORRUPTION	1767	299	683	246	175	153	36	98	77
6	MONEY LAUNDERING	114	113		1					
7	TRAFFICKING IN HUMANS	96	15	19	15	24	4	10	2	7
8	ECONOMIC CRIMES	439	2	131	124	53	31	42	40	16
9	INCITING HATRED	16	8	3	1	4				
IN TOTAL:		3171	847	903	478	307	218	115	175	128

Figure 21

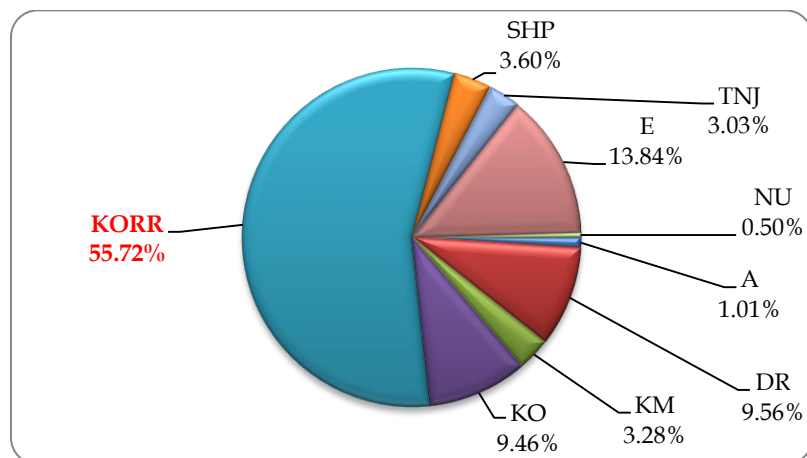
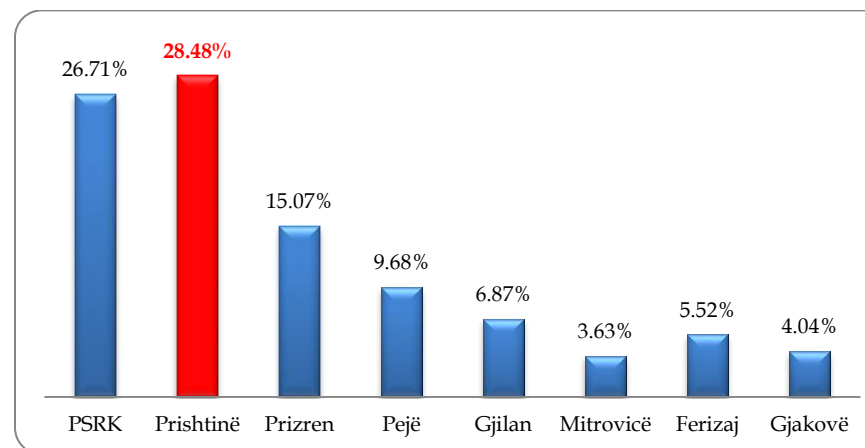


Figure 22



2.7. INDICTMENTS FILED

The Basic Prosecutions and the SPRK, during the years 2013-2019, have filed **11,858** indictments against persons involved in criminal offenses (see figure 23). The Basic Prosecution in Pristina with **29.53%**, turns out to have the highest level of indictments filed against persons involved in characteristic criminal offenses, while according to the criminal offense it turns out that Drugs with **53.30%**, turns out to have the highest level (see figure 24).

Indictment after the investigations		PERSONS	SPRK	PRISHTINË	PRIZREN	PEJË	GJILAN	MITROVICË	FERIZAJ	GJAKOVË
1	WEAPONS.	154	27	24	51	1	16	6	24	5
2	DRUGS	6175	49	1786	1160	640	625	790	763	362
3	SMUGGLING OF MIGRANTS	334	98	87	32	7	59	10	25	16
4	ORGANIZED CRIME	396	381		13				2	
5	CORRUPTION	2494	288	792	349	168	268	245	217	167
6	MONEY LAUNDERING	52	52							
7	TRAFFICKING IN HUMANS	441	28	170	26	20	33	68	74	22
8	ECONOMIC CRIMES	1765	11	557	282	113	240	176	287	99
9	INCITING HATRED	47	24	5	5	3			7	3
IN TOTAL :		11858	958	3421	1918	952	1241	1295	1399	674

Figure 23

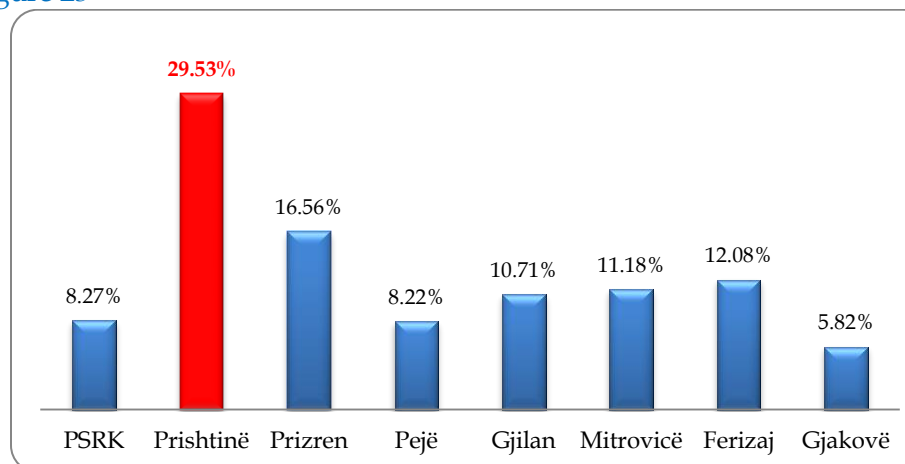
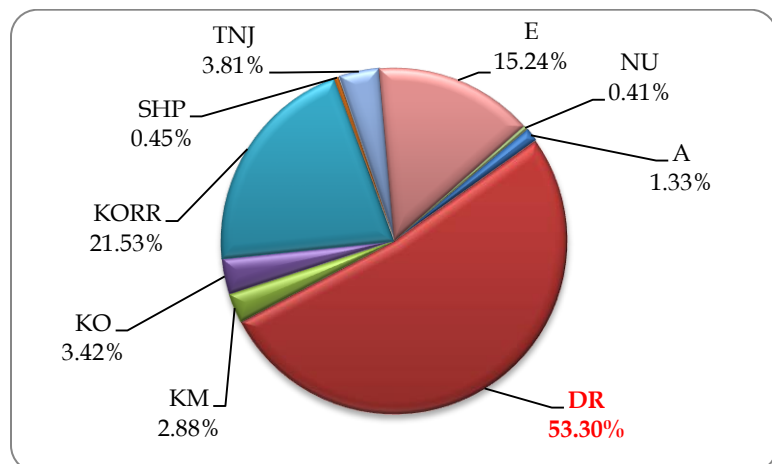


Figure 24

2.7.1. INDICTMENT FOR ISSUING THE PUNITIVE ORDER

During the years 2013-2019, the basic prosecution offices have filed indictments against 954 persons (see figure 25). The Basic Prosecution in Pristina with 52.20% turns out to have the highest level of indictments against persons involved in characteristic criminal offenses, while according to the criminal offense it turns out that Drugs with 83.23%, turns out to have the highest level of indictments for issuing the punitive order (see figure 26).

Indictment for issuing the punitive order		PERSONS	SPRK	PRISHTINË	PRIZREN	PEJË	GJILAN	MITROVICË	FERIZAJ	GJAKOVË
1	WEAPONS.									
2	DRUGS	794		442	209	11	24	29	44	35
3	SMUGGLING OF MIGRANTS									
4	ORGANIZED CRIME									
5	CORRUPTION	77		9		15		3	50	
6	MONEY LAUNDERING									
7	TRAFFICKING IN HUMANS									
8	ECONOMIC CRIMES	63		45	1	1	9			7
9	INCITING HATRED	20	18	2						
IN TOTAL:		954	18	498	210	27	33	32	94	42

Figure 25

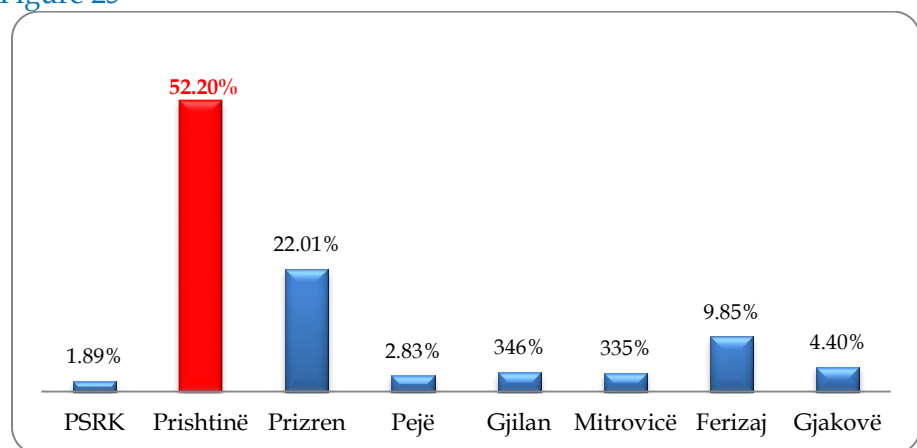
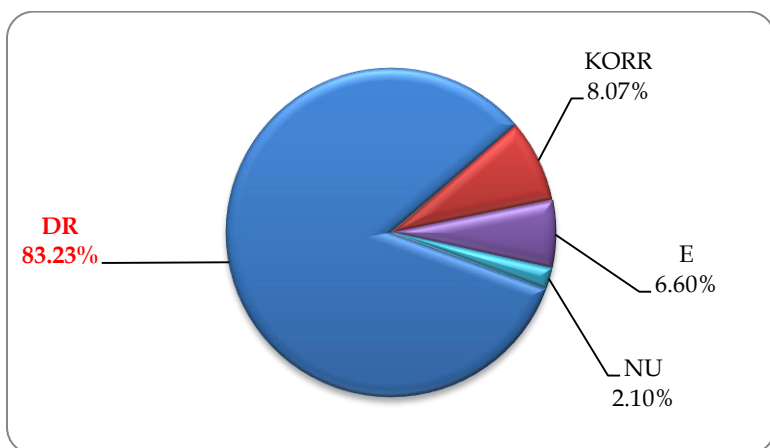


Figure 26

2.7.2. DIRECT INDICTMENTS

The Basic Prosecutions and the SPRK, during the years 2013-2019, have filed direct indictments for 3935 persons (see figure 27). The Basic Prosecution in Pristina with 27.65%, turns out to have the highest level of direct indictments against persons involved in characteristic criminal offenses, while according to the criminal offense it turns out that Drugs with 79.85%, turns out to have the highest level (see figure 28).

Direct indictments		PERSONS	SPRK	PRISHTINË	PRIZREN	PEJË	GJILAN	MITROVICË	FERIZAJ	GJAKOVË
1	WEAPONS.	24			4		5		14	1
2	DRUGS	3142		907	629	298	322	478	411	97
3	SMUGGLING OF MIGRANTS	5		3			1			1
4	ORGANIZED CRIME									
5	CORRUPTION	270	1	90	23	50	34	33	28	11
6	MONEY LAUNDERING	1	1							
7	TRAFFICKING IN HUMANS	6		4			2			
8	ECONOMIC CRIMES	487		84	138	28	126	26	67	18
9	INCITING HATRED									
IN TOTAL:		3935	2	1088	794	376	490	537	520	128

Figure 27

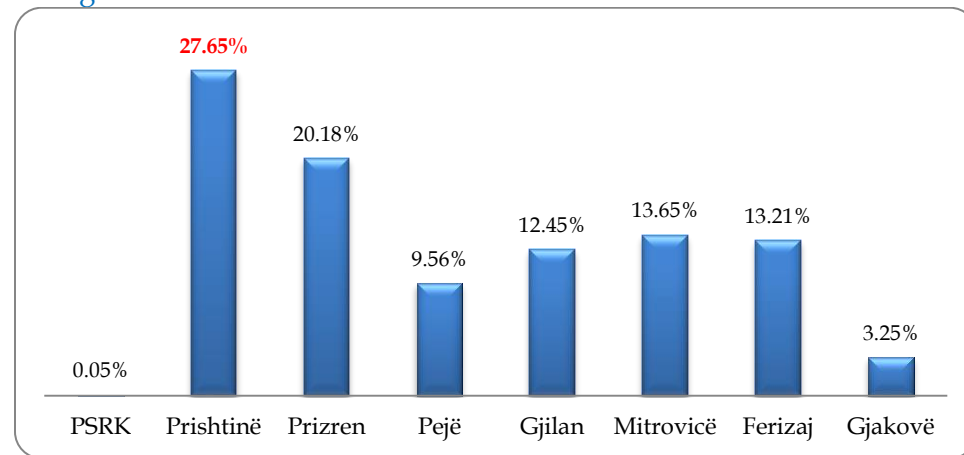
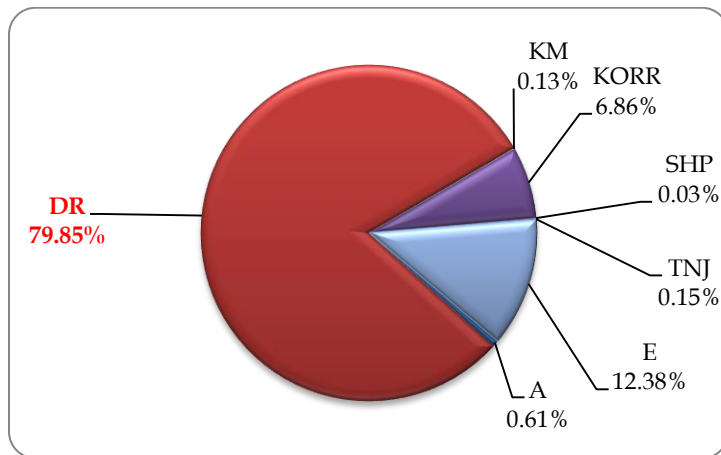


Figure 28

2.7.3. INDICTMENTS AFTER THE INVESTIGATION

The Basic Prosecutions and the SPRK, during the years 2013-2019, have filed indictments after conducting investigations against **6969** persons (see figure 29). The Basic Prosecution in Pristina with **26.33%**, turns out to have the highest level of Indictments after investigation against persons involved in characteristic criminal offenses, while according to the criminal offense it turns out that Drugs with **32.13%**, turns out to have the highest level (see figure 30).

Indictment after the investigations		PERSONS	PSRK	PRISHTINË	PRIZREN	PEJË	GJILAN	MITROVICË	FERIZAJ	GJAKOVË
1	WEAPONS.	130	27	24	47	1	11	6	10	4
2	DRUGS	2239	49	437	322	331	279	283	308	230
3	SMUGGLING OF MIGRANTS	329	98	84	32	7	58	10	25	15
4	ORGANIZED CRIME	396	381		13				2	
5	CORRUPTION	2147	287	693	326	103	234	209	139	156
6	MONEY LAUNDERING	51	51							
7	TRAFFICKING IN HUMANS	435	28	166	26	20	31	68	74	22
8	ECONOMIC CRIMES	1215	11	428	143	84	105	150	220	74
9	INCITING HATRED	27	6	3	5	3			7	3
IN TOTAL:		6969	938	1835	914	549	718	726	785	504

Figure 29

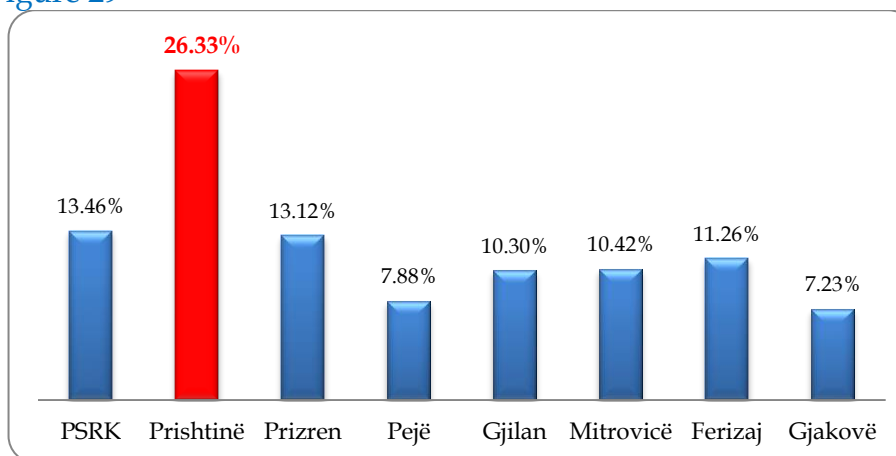
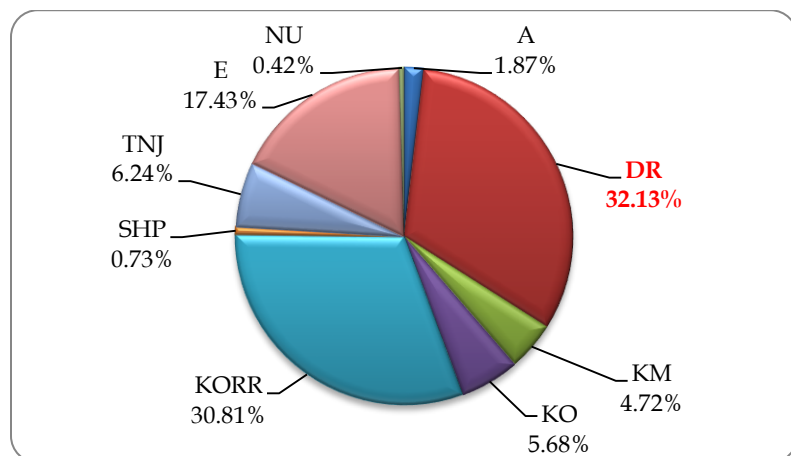


Figure 30

PART THREE

3. TRENDS: INFORMATION PPN WITH PERSONS

- TREND OF RECEIVING THE INFORMATION PPN WITH PERSONS: 2013-2019
- TREND OF CLOSING THE INFORMATION PPN: 2013-2019
- TREND OF LOADING WITH INFORMATION PPN: 213-2019
- TREND OF CLOSING CASES PER PERSONS: 2013-2019
- TREND OF LOADING WITH PERSONS: 2013-2019

3.1 TREND OF SUBMITTING THE INFORMATION PPN WITH PESONS: 22013-2019

Subjects, actors of the inter-institutional tracking mechanism during the years 2013-2019, have submitted to the prosecution (basic and special), a total of **3012** PPN information with **4831** persons involved in the alleged characteristic criminal offenses (*see figure 31 & 32*).

#		A		DG		KM		KO		KORR		SHP		TNJ		E		NU		TOTAL	
		PPN	P	PPN	P	PPN	P	PPN	P	PPN	P	PPN	P	PPN	P	PPN	P	PPN	P	PPN	P
1	AKK									33	55	2	2							35	57
2	ATK							1	3							39	45			40	48
3	DK							2	6	6	8	10	11			89	96			107	121
4	EPK					1	1	4	6	86	211	6	14	1	1	9	15			107	248
5	IPK			1	1			2	2	259	518	1	1							263	522
6	NJIF			1	1	1	1					11	30							13	32
7	OAK									36	44					4	4			40	48
8	PK	5	27	163	200	21	49	8	36	631	1099	107	244	71	116	963	1016			1969	2787
9	PV									38	48					7	10			45	58
10	TP									27	48					5	5			32	53
11	AGJ							1	4	7	9									8	13
12	ID									187	415					14	28			201	443
13	Q			1	1	1	5	18	88	129	302	1	1			2	4			152	401
<i>Total:</i>		5	27	166	203	24	56	36	145	1439	2757	138	303	72	117	1132	1223			3012	4831

Figure 31

State institutions have filed with to the prosecution offices over 90% of criminal charges and persons, while citizens (ID & Q), less than 10% of criminal charges and persons, for characteristic criminal offenses (*see figure 40*).

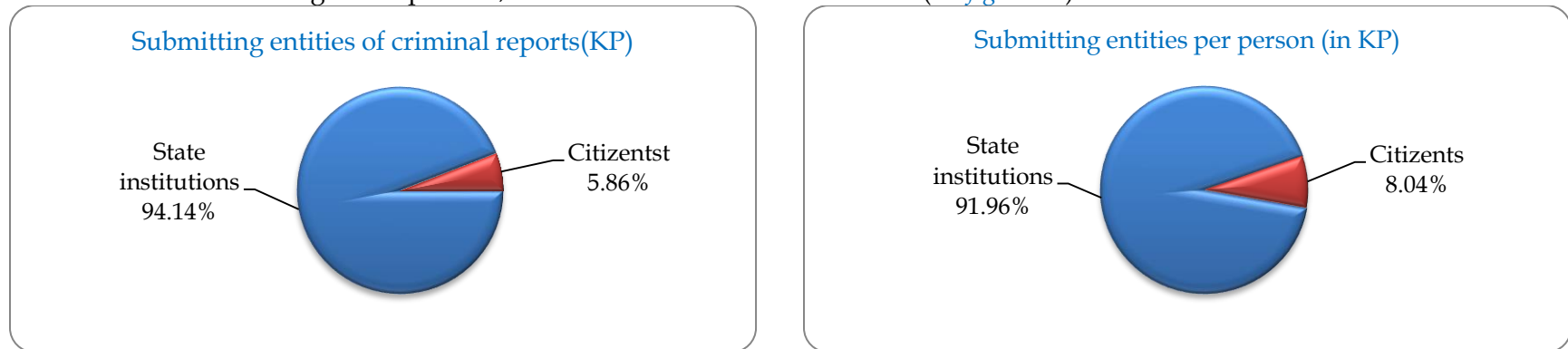


Figure 32

3.2 TREND OF CLOSING THE INFORMATION PPN: 2013-2019

The Basic Prosecutions and the SPRK, during the years 2013-2019, have received from various entities 4052 PPN Information on alleged criminal offenses, while closing 3498 PPN Information or 86.33% (see figure 33). The Basic Prosecution in Pristina is the only

	2013			2014			2015			2016			2017			2018			2019			TOTAL:		
	Received	Closed		Received	Closed		Received	Closed		Received	Closed		Received	Closed		Received	Closed		Received	Closed		Received	Closed	
		No.	%		No.	%		No.	%		No.	%		No.	%		No.	%		No.	%		No.	%
A	2	0	0%				1	1	100%							1	2	200%	1	2	200%	5	5	100%
DR	13	7	53%	21	12	57%	9	2	22%	30	19	63%	29	18	62%	31	36	116%	34	39	115%	167	130	77.84%
KM	6	2	33%	9	1	11%	8	2	25%	1	0		2	1	50%	1	14	1400%	4	5	125%	31	13	41.94%
KO	1	0	0%	9	3	33%	4	3	75%	3	3	100%	46	43	93%	3	10	333%	18	10	56%	41	33	80.49%
KORR	165	81	49%	183	143	78%	270	153	57%	433	274	63%	403	456	114%	443	529	119%	482	563	117%	2422	2223	91.78%
SHP	30	24	80%	14	11	78%	17	12	71%	21	6	29%	19	11	58%	28	49	175%	45	36	80%	174	136	78.16%
TNJ	8	5	63%	9	4	44%	11	3	27%	3	5	167%	5	7	140%	3	2	67%	11	12	109%	49	37	75.51%
E				36	12	33%	110	72	65%	155	104	67%	230	207	90%	252	192	76%	379	337	89%	1163	921	79.19%
NU																								
	225	119	52%	281	186	66%	430	248	58%	646	411	64%	734	743	101%	762	834	109%	974	1004	103%	4052	3498	86.33%

prosecution that has closed more PPN Information in relation to the number of received PPN information (see figure 34).

Figure 33

	PSRK			PRISHTINE			PRIZREN			PEJË			GJILAN			MITROVICË			FERIZAJ			GJAKOVË		
	P	M	%	P	M	%	P	M	%	P	M	%	P	M	%	P	M	%	P	M	%	P	M	%
A	2	1	50%	1	2	200%	1	1	100%										1	1	100%			
DR	2			1	2	200%	10	5	50%	125	102	82%	16	13	81%	7	3	43%	4	3	75%	2	2	100%
KM	12	2	17%	1	1	100%	3	3	100%	4	2	50%	2			5	3	60%	4	2	50%			
KO	39	33	85%							1									1					
KORR	245	184	75%	1101	1178	107%	238	200	84%	387	317	82%	58	53	91%	99	51	52%	167	149	89%	127	91	72%
SHP	170	134	79%				1	1	100%	1			1	1	100%	1								
TNJ	3	1	33%	3	3	100%	8	6	75%	12	10	83%	9	5	56%	2	1	50%	11	10	91%	1	1	100%
E	7	3	43%	263	216	82%	89	49	55%	481	362	75%	27	24	89%				289	261	90%	7	6	86%
NU																								
TOTAL:	480	358	75%	1370	1402	102%	350	265	76%	1011	793	78%	113	96	85%	114	58	51%	477	426	89%	137	100	73%

Figure 34

3.3 TREND OF LOADING WITH INFORMATION PPN

The case load (*PPN Information*) at the end of 2019 decreased by 45 PPN Information or 4.85% compared to the previous year. The highest load at the end of 2019, according to the criterion of the criminal offense, turns out to be Corruption with 59.14%, while according to the criterion of the prosecution, it turns out that Pristina with 44.90%, has the highest level of load with PPN Information (see figure 35 & 36).

		2013	2013 vs 2014	2014	2014 vs 2015	2015	2015 vs 2016	2016	2016 vs 2017	2017	2017 vs 2018	2018	2018 vs 2019	2019
1	A	4	0	4	0	4	0	4	0	4	-1	3	-1	2
2	DR	13	+10	23	+7	30	+12	42	+7	49	-20	29	-7	22
3	KM	6	+9	15	+6	21	-2	19	+1	20	-13	7	-4	3
4	KO	2	+8	10	0	10	+1	11	-1	10	-6	4	+6	10
5	KORR	248	+54	302	+97	399	+301	700	-97	603	-3	600	-66	524
6	SHP	25	+7	32	+3	35	+15	50	+17	67	-31	36	+4	40
7	TNJ	6	+5	11	+9	20	-4	16	-3	13	+1	14	-8	6
8	E		+26	26	+39	65	+107	172	+10	182	+52	234	-41	275
9	NU													
		304	+119	423	+161	584	+430	1014	-66	948	-21	927	-45	882

Figure 35

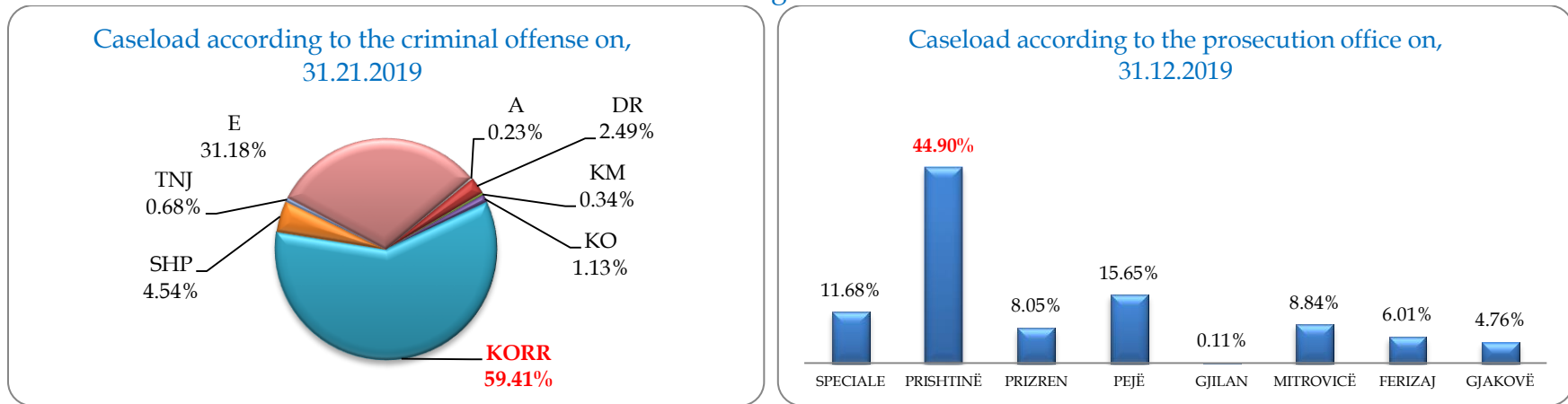


Figure 36

3.4 TREND OF CLOSING CASES PER PERSONS

The Basic Prosecutions and the SPRK, during the years 2013-2019, have received from various entities 6440, persons (in PPN Information), for the alleged characteristic criminal offenses, while they have closed 5575, cases for persons or 86.57% (see figure 37). The Basic Prosecution in Pristina is the only prosecution that has closed more cases for persons in relation to the number of cases

	2013			2014			2015			2016			2017			2018			2019			TOTAL:		
	Received	Closed		Received	Closed		Received	Closed		Received	Closed		Received	Closed		Received	Closed		Received %	Closed		Received %	Closed	
		No.	%		No.	%		No.	%		No.	%		No.	%		No.	%		No.	%		No.	%
A	23						1	1	100%							2	23	1150%	1			27	24	88.89%
DR	21	8	38%	30	12	40%	16	4	25%	34	19	55%	30	26	87%	34	45	132%	39	49	126%	204	163	79.90%
KM	23	4	17%	22	2	9%	15	2	13%	1	1	100%	1	1	100%		44		5	6	120%	67	60	89.55%
KO	4			24	7	29%	8	4	50%	15	13	87%	10	10	100%	9	27	300%	93	49	53%	163	110	67.48%
KORR	331	133	40%	372	281	76%	548	336	61%	705	457	65%	721	813	123%	746	913	122%	914	967	106%	4337	3900	89.92%
SHP	48	25	52%	33	20	61%	37	20	54%	56	15	27%	26	18	69%	30	121	403%	86	78	91%	316	297	93.99%
TNJ	13	6	46%	12	7	58%	18	8	44%	4	7	175%	5	7	140%	3	2	67%	16	16	100%	71	53	74.65%
E				37	12	32%	113	74	65%	165	112	68%	251	219	87%	275	201	73%	414	350	85%	1255	968	77.13%
NU																								
	463	176	38%	530	341	64%	756	449	59%	980	624	64%	1044	1094	105%	1099	1376	125%	1568	1515	97%	6440	5575	86.57%

received for persons (see figure 38).

Figure 37

	PSRK			PRISHTINE			PRIZREN			PEJË			GJILAN			MITROVICË			FERIZAJ			GJAKOVË		
	P	M	%	P	M	%	P	M	%	P	M	%	P	M	%	P	M	%	P	M	%	P	M	%
A	23	21	91%	1			2	2	100%										1	1	100%			
DR	4	4	100%	1	1	100%	11	6	55%	141	123	87%	18	13	72%	15	4	27%	12	10	83%	2	2	100%
KM	46	48	104%	1			4	4	100%	4	2	50%	2	0		5	4	80%	5	2	40%			
KO	160	110	69%							1									2	0				
KORR	662	553	84%	1904	1990	105%	387	318	82%	666	541	81%	85	71	84%	171	76	44%	272	227	83%	190	124	65%
SHP	310	294	95%				2	2	100%	1			1	1	100%	2	0							
TNJ	3	1	33%	4	4	100%	11	7	64%	23	19	83%	12	5	42%	2	1	50%	14	14	100%	2	2	100%
E	9	8	89%	317	248	78%	89	49	55%	504	370	73%	20	18	90%				309	269	87%	7	6	86%
NU																								
TOTAL:	1217	1039	85%	2228	2243	101%	506	388	77%	1340	1055	79%	138	108	78%	195	85	44%	615	523	85%	201	134	67%

Figure 38

3.5 TREND OF LOADING WITH PERSONS: 203-2019

Caseload with persons (in PPN Information), at the end of 2019, increased by 31 persons **2.07%** compared to the previous year. According to the criminal offense, the highest load with persons at the end of 2019, according to the criminal offense, is **66.64%**, while according to the prosecution, it turns out that BP. Pristina with **42.10%**, has the highest level of load with PPN Information, (see figure 39 & 40).

		2013	2013 vs 2014	2014	2014 vs 2015	2015	2015 vs 2016	2016	2016 vs 2017	2017	2017 vs 2018	2018	2018 vs 2019	2019
1	A	27	-1	26	0	26	0	26	0	26	-21	5	-1	4
2	DR	23	+18	41	+12	53	+15	68	0	68	-22	46	-15	31
3	KM	21	+21	42	+13	55	-4	51	+1	52	-44	8	-5	3
4	KO	6	+22	28	-2	26	+3	29	-1	28	-19	9	+40	49
5	KORR	578	+107	685	+166	851	+350	1201	-99	1102	-50	1052	-31	1021
6	SHP	45	+20	65	+10	75	+41	116	+16	132	-53	79	-4	75
7	TNJ	13	+5	18	+13	31	-6	25	-5	20	+1	21	-13	8
8	E		+28	28	+40	68	+113	181	+19	200	+81	281	+60	341
9	NU													
		713	+220	933	+252	1185	+512	1697	-69	1628	-127	1501	+31	1532

Figure 39

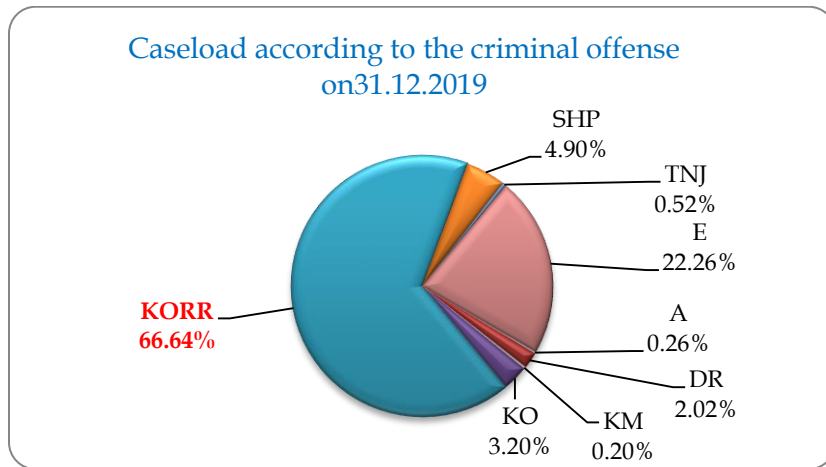
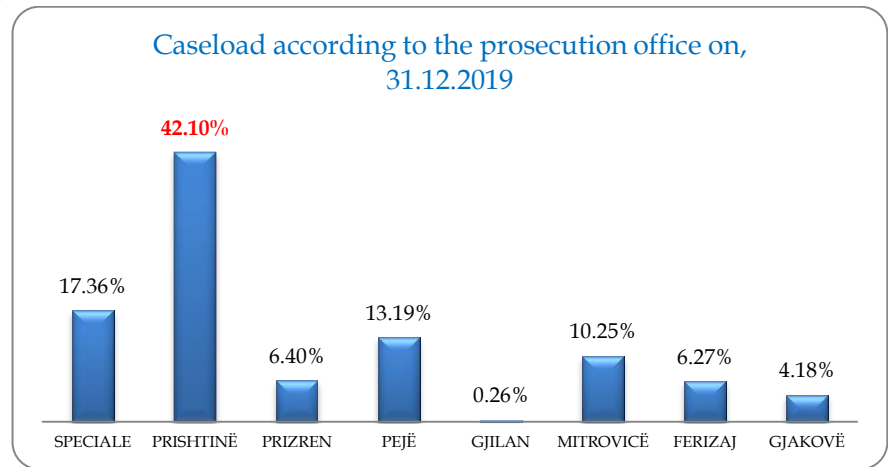


Figure 40



PART FOUR

4. PERFORMANCE

- PROCEEDING OF CRIMINAL REPORTS WITH PERSONS;
- LOAD OF CRIMINAL REPORTS WITH PERSONS;
- PROCEEDING OF CASES PER PERSONS;
- CLOSING OF INFORMATION PPN WITH PERSONS;
- LOAD WITH INFORMATION PPN AND PERSONS;

4.1 PROCEEDING OF CRIMINAL REPORTS WITH PERSONS

The Special Prosecution turns out to have the highest level of criminal proceedings (106%) and persons (128%) in relation to the total number of criminal reports received by persons during the years 2013-2019, while the lowest level Basic Prosecution in Mitrovica, with 81% of criminal reports and 83% of persons (see figure 41 & 42).

# 2013 - 2019		A	DR	KM	KO	KORR	SHP	TNJ	E	NU
PSRK	Criminal reports	127%	147%	75%	89%	114%	115%	100%	83%	50%
	Persons	267%	138%	177%	108%	138%	139%	327%	41%	107%
PRIZREN	Criminal reports	106%	95%	104%		105%	33%	100%	104%	75%
	Persons	103%	95%	94%		102%	27%	100%	107%	80%
GJILAN	Criminal reports	73%	92%	92%		99%		85%	98%	100%
	Persons	78%	94%	87%		102%		85%	92%	33%
FERIZAJ	Criminal reports	113%	95%	100%		103%		90%	82%	75%
	Persona	54%	95%	100%		105%		93%	84%	64%
PEJË	Criminal reports		91%	80%		99%		86%	92%	78%
	Persons		91%	83%		101%		84%	91%	82%
GJAKOVË	Criminal reports	83%	81%	75%		98%		71%	99%	200%
	Persons	90%	87%	79%		104%		83%	91%	150%
PRISHTINË	Criminal reports	47%	76%	63%		94%		66%	100%	167%
	Persons	62%	76%	64%		101%		90%	97%	167%
MITROVICË	Criminal reports	33%	86%	86%		86%		74%	71%	25%
	Persons	67%	83%	73%		95%		101%	72%	30%
# 2013 - 2019		A	DR	KM	KO	KORR	SHP	TNJ	E	NU
Average %	Criminal reports	83%	95%	84%	89%	99%	74%	84%	91%	96%
	Persons	103%	94%	94%	108%	106%	83%	120%	84%	89%

Figure 41

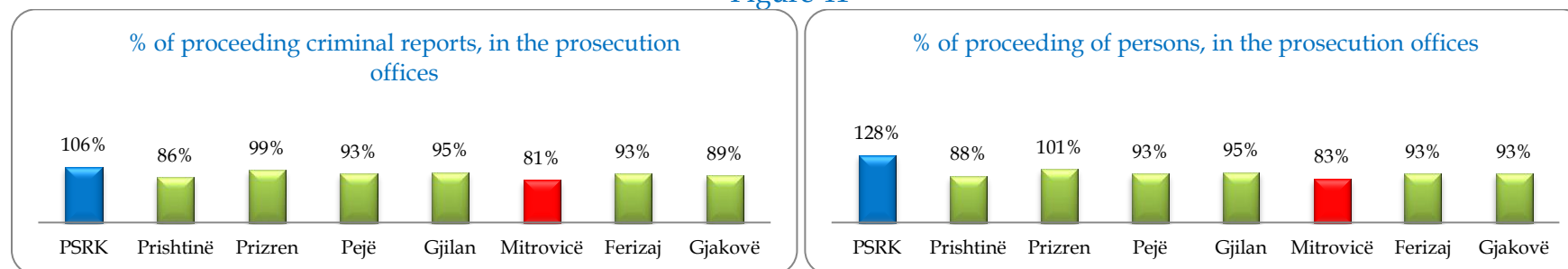


Figure 42

4.2 PROCEEDING (resolved/committed) OF THE CASES PER PERSON

From the total number of cases processed for persons during the years 2013-2019, it results that 62.27% are indictments, 37.02% are dismissals of criminal reports or termination of investigation (see figure 43). The Basic Prosecution in Ferizaj turns out to have the best performance in the prosecutorial system, as it turns out to have the highest level of indictments filed (77.34%), as well as the lowest level of dismissals/ termination of investigations (21.72%) (See figure 44).

# 2013-2019	Persons	A	DR	KM	KO	KORR	SHP	TNJ	E	NU	TOTAL
SPRK	Dismissals & termination	21	44	56	319	337	187	21	6	8	999
	Indictment	27	49	98	381	288	52	28	11	24	958
	Another way ³		6		18	9	4				37
PRISHTINË	Dismissals & termination	3	339	18		1627		27	531	3	2548
	Indictment	24	1786	87		792		170	557	5	3421
	Another way		7			19			6		32
PRIZREN	Dismissals & termination	9	150	13	1	478	3	19	411	3	1087
	Indictment	51	1160	32	13	349		26	282	5	1918
	Another way	3	12			28			12		55
PEJË	Dismissals & termination		96	3		342		28	113	6	588
	Indictment	1	640	7		168		20	113	3	952
	Another way		6					1	2		9
GJILAN	Dismissals & termination	2	30	12		399		7	100	1	551
	Indictment	16	625	59		268		33	240		1241
	Another way					1					1
MITROVICË	Dismissals & termination		100	9		189		11	218	3	530
	Indictment	6	790	10		245		68	176		1295
	Another way		1			8			1		10
FERIZAJ	Dismissals & termination	5	46	5		182		8	147		393
	Indictment	24	763	25	2	217		74	287	7	1399
	Another way		3	1		4			9		17
GJAKOVË	Dismissals & termination	3	46	7		174		12	56		298
	Indictment	1	362	16		167		22	99	3	670
	Another way	5						1	1		7

Figure 43

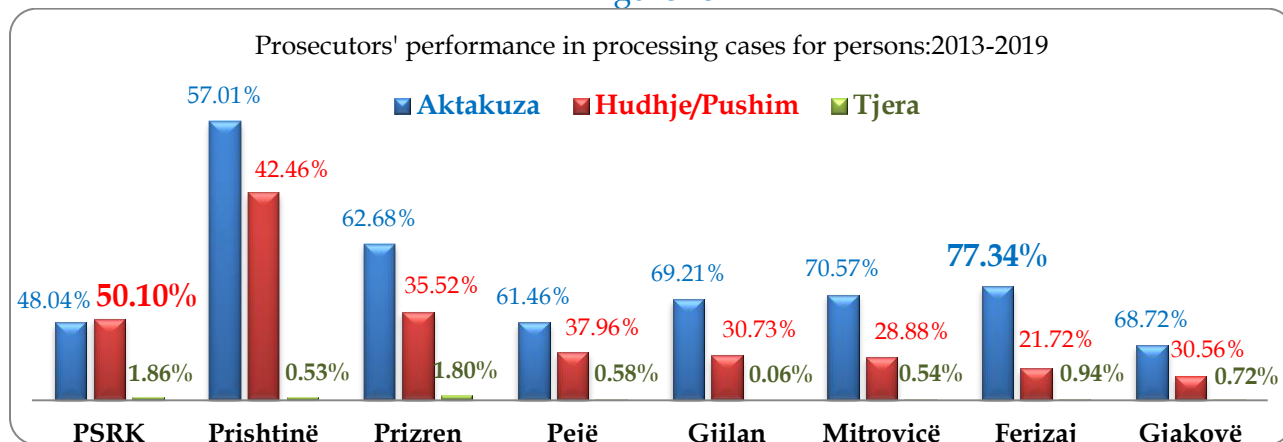


Figure 44

³ Another way is to process cases for persons with the joining of the procedure, transfer of the procedure to another state and measures for compulsory psychiatric treatment.

4.3 CLOSING OF INFORMATION PPN WITH PERSONS

The Basic Prosecution in Pristina has the highest level of processing of PPN Information (102.34%) and persons (100.67%), in relation to the total number of PPN Information received by persons during the years 2013-2019, while the lowest level Basic Prosecution in Mitrovica, with 50.88% of PPN Information and 43.59% of persons (see figure 45 & 46).

# 2013 - 2019		A	DR	KM	KO	KORR	SHP	TNJ	E	NU
PRISHTINË	Information PPN		200%	100%		107%		100%	82%	
	Personas		100%			105%		100%	78%	
FERIZAJ	Information PPN	100%	75%	50%		89%		91%	90%	
	Personas	100%	83%	40%		83%		100%	87%	
GJILAN	Information PPN		81%			91%	100%	56%	89%	
	Personas		72%			84%	100%	42%	90%	
PSRK	Information PPN	50%	100%	17%	85%	75%	79%	33%	43%	
	Personas	91%	100%	104%	69%	84%	95%	33%	89%	
PEJË	Information PPN		82%	50%		82%		83%	75%	
	Personas		87%	50%		81%		83%	73%	
PRIZREN	Information PPN	100%	50%	100%		84%	100%	75%	55%	
	Personas	100%	55%	100%		82%	100%	64%	55%	
GJAKOVË	Information PPN		100%			72%		100%	86%	
	Personas		100%			65%		100%	86%	
MITROVICË	Information PPN		43%	60%		52%		50%		
	Personas		27%	80%		44%		50%		

Figure 45

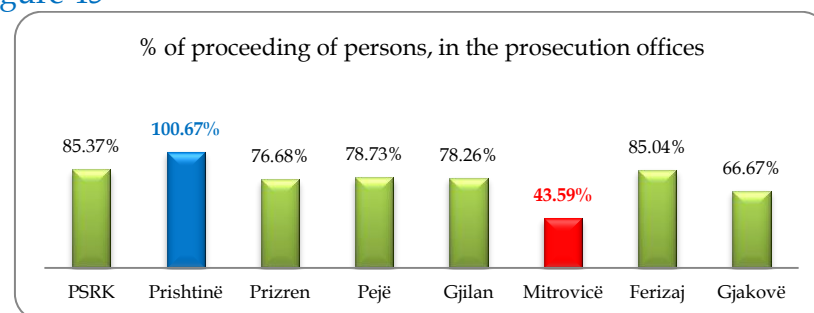
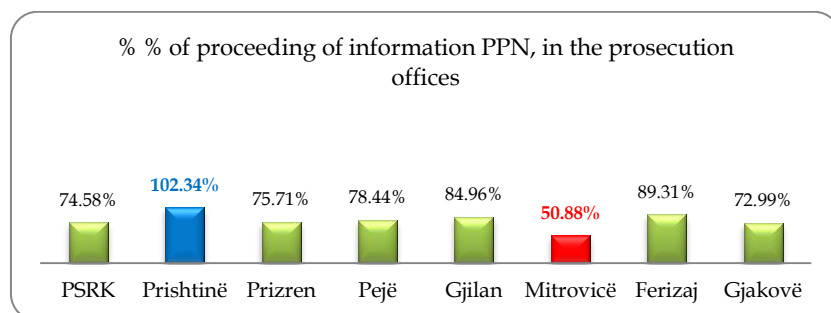


Figure 46

4.4 DISTINGUISHED PERFORMANCE

Based on the measuring parameters that address the manner of processing cases for persons involved in characteristic criminal offenses of the inter-institutional tracking mechanism, such as: Dismissal of a criminal report; The termination of investigations and indictments filed against persons involved in characteristic criminal offenses during the years 2013-2019, it results that the **Basic Prosecution in Ferizaj** has achieved the best performance, as of all the cases processed for persons, has the highest level in the entire prosecutorial system with 77.34% of the indictments filed, while the lowest level of 21.27% of criminal charges for persons or termination of investigations for persons (see figure 47 & 48).

2013-2019	Accepted persons	Proceeded persons		Dismissal of criminal report		Termination of investigations		Indictments filed	
		#	%	#	%	#	%	#	%
SPRK	1557	1994	128.07%	152	7.62%	847	42.48%	958	48.04%
BP. Pristine	6794	6001	88.33%	1645	27.41%	903	15.05%	3421	57.01%
BP. Prizren	3056	3060	100.13%	609	19.90%	478	15.62%	1918	62.68%
BP. Pejë	1657	1549	93.48%	281	18.14%	307	19.82%	952	61.46%
BP. Gjilan	1880	1793	95.37%	333	18.57%	218	12.16%	1241	69.21%
BP. Mitrovicë	2214	1835	82.88%	415	22.62%	115	6.27%	1295	70.57%
BP. Ferizaj	1955	1809	92.53%	218	12.05%	175	9.67%	1399	77.34%
BP. Gjakovë	1054	975	92.50%	170	17.44%	128	13.13%	674	69.13%
Total:	20167	19016	94.29%	3823	20.10%	3171	16.68%	11858	62.36%

Figure 47

2013-2019	Proceeded	Dismissal/termination	%	Indictments filed	%
PSRK	1994	999	50.10%	958	48.04%
Pristine	6001	2548	42.46%	3421	57.01%
Prizren	3060	1087	35.52%	1918	62.68%
Peje	1549	588	37.96%	952	61.46%
Gjilan	1793	551	30.73%	1241	69.21%
Mitrovica	1835	530	28.88%	1295	70.57%
Ferizaj	1809	393	21.72%	1399	77.34%
Gjakove	975	298	30.56%	674	69.13%
Total:	19016	6994	36.78%	11858	62.36%

Figure 48

CONCLUSIONS

5. ASCERTAINMENT

1. From the entirety of criminal reports with persons involved in criminal offenses, filed by various entities, during the years 2013-2019 (12538 criminal reports with 20167 persons), it results that specialized state institutions have filed 11827 criminal reports or 94.33%, with 18621 persons or 92.33%, while the citizens / injured parties have filed 711 criminal charges or 5.67% with 1546 persons or 7.67%;
2. Prosecutions, during the years 2013-2019, have received 12538 criminal charges while processed (committed / resolved), 11329 criminal reports or 90.36%. The Special Prosecution turns out to be the only prosecution that has managed to prosecute the highest number of criminal reports in relation to the number of criminal reports received respectively has received 281 criminal reports and has processed 297 or 105.69%.
3. The case file, at the end of 2019, results in 1820 criminal reports, of which the highest level is addressed to the criminal offenses of Drugs with 944 criminal reports or 51.87%, while the Basic Prosecution in Pristina with 882 criminal reports or 48.46%, it turns out to have the highest level of material load;
4. Prosecutions, during the years 2013-2019, have received 20167 persons (in criminal charges), while they have proceeded (committed / resolved), cases of 19016 persons or 94.29%. Only two (2) prosecutors have prosecuted more persons in relation to the number of persons admitted: the Special Prosecution has received 1557 persons while 1994 persons or 128.07% have proceeded and the Basic Prosecution in Prizren has received 3056 persons while it has prosecuted 3060 persons or 100.13 %;
5. The load against persons (in criminal reports), at the end of 2019, results in 3395 persons, of which the highest number is addressed to the criminal offenses of Drugs with 1347 persons or 39.68%, while the Basic Prosecution in Pristina with 1521 persons or 44.80 %, it turns out to have the highest level of load with persons;
6. Prosecutors, during the years 2013-2019, have prosecuted (committed / resolved) the cases of 19016 persons, of which the highest level turns out to have drug offenses with 7061 persons prosecuted or 37.13%. According to the manner of proceeding, the highest level is addressed to the indictments with 11858 persons or 62.38%, while for 3823 persons or 20.10% the criminal charges were dismissed and for 3171 or 16.68% persons the investigations were terminated. Other cases of personal proceedings are addressed: Measures for compulsory psychiatric treatment for 16 persons or 0.08%, Transfer of criminal proceedings to another state for 8 persons or 0.04% and Union of criminal proceedings for 140 persons or 0.74%;
7. Dismissal of Criminal reports consist of 3,823 cases per person or 20.10% of the total number of cases processed for persons, of which Corruption constitutes the highest level

with 1961 persons or 51.29%, while the Basic Prosecution in Pristina with 1645 persons or 43.03%, results to have the highest level of criminal reports;

8. Measures for compulsory psychiatric treatment have been imposed on 16 persons, of which Corruption constitutes the highest level, with 5 persons or 31.25%, while the Special Prosecution with 5 persons or 31.25% turns out to have the highest level of measures for the treatment of compulsory psychiatric;
9. The transfer of criminal proceedings to another state includes 8 persons, of which Drugs and Weapons with 3 persons or 37.50% constitute the highest level, while the Basic Prosecution in Prizren with 7 persons or 87.50%, results in the highest level of transfer of criminal proceedings to another state;
10. The joining of criminal proceedings has been done for 140 persons, of which Corruption accounts for the highest level with 64 persons or 45.71%, while the Basic Prosecution in Prizren with 45 persons or 32.61% turns out to have the highest level of joining the criminal proceedings;
11. The termination of investigations was applied to 3171 persons, of which Corruption accounts for the highest level with 1767 persons or 55.72%, while the Basic Prosecution in Pristina with 903 persons or 28.48% turns out to have a high level of termination of investigations;
12. The indictments for issuing a punitive order have been filed against 954 persons, of which Drugs constitute the highest level with 794 persons or 83.23%, while the Basic Prosecution in Pristina with 498 persons or 52.20%, turns out to have the highest level of indictments for issuing a punitive order;
13. Direct indictments have been filed against 3935 persons, of which Drugs constitute the highest level with 3142 persons or 79.85%, while the Basic Prosecution in Pristina with 1088 persons or 27.65%, turns out to have the highest level of filing direct indictments;
14. The indictments after the investigation were filed against 6969 persons, of which the Drugs constitute the highest level with 2239 persons or 32.13%, while the Basic Prosecution in Pristina with 1835 persons or 26.33%, turns out to have the highest level of indictment after the investigations;
15. Various entities, during the years 2013-2019, have submitted to the prosecution offices⁴ 3012 PPN Information with 4831 persons, of which it results that specialized state institutions have submitted 2659 PPN Information or 94.14%, with 3987 persons or 91.96%, while citizens /injured parties have filed 353 PPN Information or 5.87% with 844 persons or 8.04%;
16. Prosecutors, during the years 2013-2019, have received 4052 PPN Information while closing 3498 PPN Information or 86.33%. The Basic Prosecution in Pristina turns out to be the only

⁴ Seven (7) Basic Prosecutions and Special Prosecution

prosecution that has managed to proceed with a higher number of PPN Information in relation to the number of received PPN Information, respectively has received 1370 PPN Information and has processed 1402 or 102.34%;

17. The case load, at the end of 2019, results in 882 PPN Information, of which the highest level is addressed to the alleged criminal offenses of Corruption with 524 PPN Information or 59.41%, while the Basic Prosecution in Pristina with 396 PPN Information or 44.90 %, it turns out to have the highest level of case load;
18. Prosecutions, during the years 2013-2019, have received 6440 people (in PPN Information), while closing 5575 cases per person or 86.57%. The Basic Prosecution in Pristina has managed to close more cases of persons in relation to the number of persons, respectively has received 2228 persons while it has closed the cases for 2243 persons or 100.67%;
19. Loading with persons (in PPN Information), at the end of 2019, results in 1532 persons, of which the highest number is addressed to the criminal offenses of Corruption with 1221 persons or 66.64%, while the Basic Prosecution in Pristina with 645 persons or 42.10 %, it turns out to have the highest level of load with persons;
20. Kosovo Police turns out to be the subject with the highest level of processed criminal reports with persons in the prosecution during the years 2013-2019, with a total of 9943 criminal reports and 15249 persons, while the lowest level turns out to have the Auditor General with 5 criminal charges with 6 people;
21. During the years 2013-2019, the Basic Prosecution in Pristina has received the highest number of criminal reports (4320), while the Special Prosecution has received the lowest number of criminal reports (281). The Basic Prosecution in Pristina has the highest number of processed criminal reports (3694), while the lowest number turns out to be the Special Prosecution (297);
22. During the years 2013-2019, the Basic Prosecution in Pristina has received the highest number of persons (6794), while the Basic Prosecution in Gjakova has received the lowest number of persons (1054). The Basic Prosecution in Pristina has the highest number of cases processed for persons (6001), while the lowest number turns out to be the Basic Prosecution in Gjakova (974);
23. The highest level of criminal reports in relation to the cases received during the years 2013-2019, turns out to have the Special Prosecution 103%, while the lowest level turns out to have the Basic Prosecution in Mitrovica which has processed 81% of criminal reports in relation to the number of criminal reports received;
24. The highest level of proceedings of persons in relation to the number of persons received to criminal reports during the years 2013-2019, turns out to have the Special Prosecution with 128%, while the lowest level turns out to have the Basic Prosecution in Mitrovica which has proceeded 83% of persons in relation to the number of persons received;

25. The highest level (%), of the dismissal of criminal reports and the termination of investigations in relation to the processed cases for persons during the years 2013-2019, turns out to have the special prosecution with 50.10% of the total cases processed for persons, while the lowest level turns out to have the Basic Prosecution in Ferizaj with 21.73%;
26. The highest level (%), of the indictments filed in relation to the cases processed for persons during the years 2013-2019, turns out to have the basic prosecution in Ferizaj with 77.34%, while the lowest level turns out to have the special prosecution with 48.04%;
27. The highest level (%),of the closure of PPN Information in relation to the cases received during the years 2013-2019, turns out to have the Basic Prosecution in Pristina with 102.34%, while the lowest level turns out to have the Basic Prosecution in Mitrovica with 50.88 %;
28. The highest level (%), of the closure of cases for persons included in the PPN Information in relation to the cases received for persons during the years 2013-2019, turns out to have the Basic Prosecution in Mitrovica with 43.59%.

6. RECOMMENDATIONS

Special Prosecution office:

- To increase the level of efficiency in the treatment and processing of criminal reports for the criminal offenses of Smuggling of Migrants, Organized Crime, Economic Crimes and Inciting Hatred. As for the cases of persons, this prosecution should raise the level of treatment and processing of persons involved in criminal offenses of economic crimes.
- To raise the level of supervision in decision-making for the termination of investigations as the data show that since 1994 the cases processed for persons during the years 2013-2019, for 847 persons or for 42.28%, investigations have been terminated. The highest level of investigation termination is addressed to Organized Crime (299 persons or 41.64% of the total of 718 prosecuted persons), Corruption (299 persons or 47.16% of the total of 634 prosecuted persons) and Money Laundering (113 persons) or 46.50% of the total of 243 persons prosecuted). Also, the dismissal of criminal charges against 74 persons for the criminal offense of money laundering constitutes 30.45% of the total number of processed cases. Furthermore, the dismissal of the criminal report and the cessation of the investigation for money laundering constitute 76.95% of the total number of processed cases. All this consideration is aggravated by the fact that the special prosecutor's office receives most of the criminal reports from specialized state institutions for the investigation of perpetrators of criminal offenses, while only about 10% of cases are received by citizens.
- To be dedicated to the verification and registration of money laundering and corruption cases in the PPN or PP register, due to the fact that during the seven years (2013-2019), the case load (*PPN Information*) is addressed to these groups. While all cases (*100% of PPN Information*), received for money laundering are submitted by state institutions, on the other hand, over 50% of cases (*PPN Information*), and accepted for Corruption are submitted by citizens.
- To increase the efficiency in reducing the load, reflected on 31.12.2019, with cases of Organized Crime (*34 cases with 177 persons*), Corruption (*26 cases with 173 persons*), Money Laundering (*28 cases with 89 persons*) and Inciting hatred (*9 cases with 59 people*);

Special prosecution	% Dismissal/termination	% Indictment
Weapons	43%	57%
Drugs	47%	53%
Smug. With migrants	36%	64%
Organized Crime	46%	54%
Corruption	54%	46%
Money Laundering	78%	22%
Smug. With humans	43%	57%
Economic Crimes	35%	65%
Inciting Hatred	25%	75%

Basic Prosecution office in Pristina:

- To increase the level of efficiency in the treatment and prosecution of criminal reports for the criminal offenses of Weapons, Drugs, Smuggling with Migrants, Corruption and Trafficking in Human Beings (*Economic Crimes and Inciting Hatred have been processed at a rate above 100%*). As for the cases of persons, this prosecution should raise the level of treatment and proceedings of persons involved in the criminal offenses of Weapons, Drugs, Smuggling with Migrants, Trafficking in Human Beings and Economic Crimes (*other cases for persons have been processed at a quota over 100%*);
- The Basic Prosecution in Pristina, since 2016, has established and functionalized the Specialized Unit for handling cases of Corruption, Economic Crimes, including the seizure and confiscation of illegally acquired property. Therefore, the Basic Prosecution in Pristina should be committed to verifying and accurately recording the cases of Corruption and Economic Crimes in the PP register (criminal charges) or in the PPN register (Information), due to the fact that after the implementation of the strategic plan for combat of corruption and economic crimes (in 2016), the trend of registration of cases of these natures has changed from the registration in the PP register to the registration in the PPN register. Furthermore, at the end of 2019, the load of Corruption cases in the PPN register turns out to be 283 PPN Information with 495 persons, which turns out to be higher in relation to the PP register, which results in the load of 104 Criminal charges with 336 people. Whereas, the load with the cases of economic crimes in the PPN register turns out to be with 110 PPN Information and 147 persons, while in the PP register it turns out to be with 141 criminal reports and 201 persons.
- The treatment of cases of persons involved in the criminal offenses of Corruption and Economic Crimes should be reflected on the basis of the subject of the filing of criminal reports. Criminal reports filed by specialized state institutions for the investigation of criminal offenses of Corruption and Economic Crimes, reflect the facts and evidence presented under the Criminal Code of Kosovo and the Code of Criminal Procedure, while criminal reports filed by citizens have potential opportunities not to reflect with sufficient facts and evidence. In this context, we emphasize that during the years 2013-2019, state institutions have submitted to the Basic Prosecution in Pristina 81.94% of criminal reports and 79.11% of persons, while citizens have filed 18.05% of criminal reports and 20.88% of persons. Whereas, the cases of Economic Crimes submitted by the specialized state institutions constitute 97.51% of the criminal reports and 97.51% of the persons, while the citizens have submitted 2.49% of the criminal reports and 2.49% of the persons. Based on these proven data, we emphasize that the Basic Prosecution in

Pristina during the years 2013-2019, has prosecuted 2438⁵ persons in corruption cases, of which for 1627 persons or 67.26%, criminal reports have been dismissed or

- Investigations have been terminated, while for 792 persons or 32.74%, has filed indictments. Furthermore, during the same period, 1094⁶ persons were prosecuted in cases of Economic Crimes, of which 531 persons or 44.81%, criminal reports were dismissed or investigations were terminated, while for 557 persons or 51.19%, indictments were filed.

BP. Pristine	% dismissal/termination	% indictment
Weapons	8%	92%
Drugs	16%	84%
Smug. With migrants	17%	83%
Organized Crime		
Corruption	67%	33%
Money Laundering		
Smug. With humans	14%	86%
Economic Crimes	49%	51%
Inciting Hatred	13%	87%

- To increase the efficiency in reducing the load, reflected on 31.12.2019, with the cases of Drugs (552 cases with 808 persons), Corruption (104 cases with 336 persons), Trafficking in human beings (49 cases with 101 persons) and Economic Crimes (141 cases with 201 people).

Basic Prosecution in Peja:

- To increase the level of efficiency in the treatment and processing of criminal reports for the criminal offenses of Drugs, Migration Smuggling, Corruption, Trafficking in Human Beings, Economic Crimes and Inciting Hatred (*there is no criminal offense that has been processed in the quota over 100%*), while for persons involved in Drugs, Smuggling of Migrants, Trafficking in Human Beings, Economic Crimes and Inciting Hatred (*other cases for persons have been processed at the quota over 100%*);
- To raise the level of supervision and leadership of criminal prosecution against law enforcement institutions, respectively to the institutions submitting criminal reports for the criminal offenses of Corruption, Trafficking in Human Beings, Economic Crimes and Inciting Hatred, including raising the level of treatment of cases of these natures in the prosecution. This is due to the fact that, of all the processed cases (2013-2019), for persons involved in characteristic criminal offenses, only cases of Corruption, Trafficking in Human Beings,

BP. Peje	% dismissal/termination	% indictment
Weapons		
Drugs	13%	87%
Smug. With migrants	30%	70%
Organized Crime		
Corruption	67%	33%
Money Laundering		
Smug. With humans	58%	42%
Economic Crimes	50%	50%
Inciting Hatred	67%	33%

⁵ Cases of corruption for 19 people have been processed differently (1627+792+19=2438).

⁶ Cases of economic crimes for 6 people have been processed differently (531+557+5=1094).

Economic Crimes and Inciting Hatred result in a negative quota between the number of indictments filed against persons in relation to the number of cases, jointly, of dismissal of criminal reports against persons and termination of investigations.

- To increase the efficiency in reducing the load, reflected on 31.12.2019, with the cases of Drugs (44 cases with 65 persons) and Economic Crimes (20 cases with 32 persons).

Basic Prosecution in Gjilan:

- To increase the level of efficiency in the treatment and processing of criminal charges for the criminal offenses of Weapons, Drugs, Migration Smuggling, Corruption, Trafficking in Human Beings and Economic Crimes (*Inciting Hatred has been processed at a rate above 100%*), while for persons involved in Weapons, Drugs, Migration Smuggling, Trafficking in Human Beings, Economic Crimes and Inciting Hatred (*other cases for persons have been prosecuted at a quota over 100%*);

- To raise the level of supervision and leadership of criminal prosecution against law enforcement institutions, respectively to the institutions submitting criminal reports for the criminal offenses of Corruption, Trafficking in Human Beings, Economic Crimes and Inciting Hatred, including raising the level of treatment of cases of these natures in the prosecution.

This is due to the fact that, of all the processed cases for persons involved in characteristic criminal offenses, only cases of Corruption result in a negative quota between the numbers of indictments filed against persons in relation to the number of cases, jointly, of dismissal of criminal reports against persons and termination of investigations.

Bp.Gjilan	% dismissal/termination	% indictment
Weapons	11%	89%
Drugs	5%	95%
Smug. With migrants	17%	83%
Organized Crime		
Corruption	60%	40%
Money Laundering		
Smug. With humans	18%	82%
Economic Crimes	29%	71%
Inciting Hatred		

- The Basic Prosecution in Gjilan turns out to have a low case load (18 cases with 34 persons for all characteristic criminal offenses);

Basic Prosecution in Mitrovica:

- To increase the level of efficiency in the treatment and processing of criminal reports for the criminal offenses of Drugs, Migration Smuggling, Corruption, Trafficking in Human Beings, Economic Crimes and Inciting Hatred (*there is no criminal offense that has been processed in the quota over 100%*), while for persons involved in Drugs, Smuggling of Migrants, Trafficking in Human Beings, Economic Crimes and Inciting Hatred (*other cases for persons have been processed at the quota over 100%*);
- To raise the level of supervision and leadership of criminal prosecution against law enforcement institutions, respectively to the institutions submitting criminal reports for the criminal offenses of Corruption and Economic Crimes including raising the level of treatment of cases of these natures in the prosecution. This is due to the fact that, of all the cases processed for persons involved in characteristic criminal offenses, the cases prosecuted for persons for these three groups of criminal offenses result in an approximate quota between the indictments filed against persons in relation to the number of cases, jointly, of dismissal of criminal reports against persons and termination of investigations.
- To increase the efficiency in reducing the load, reflected on 31.12.2019, with the cases of Drugs (*193 cases with 274 persons*), Corruption (*76 cases with 125 persons*), Trafficking in human beings (*26 cases with 41 persons*) and Economic Crimes (*148 cases with 211 persons*);

BP. Mitrovicë	% dismissal/termination	% indictment
Weapons		
Drugs	11%	89%
Smug. With migrants	47%	53%
Organized Crime		
Corruption	44%	56%
Money Laundering		
Smug. With humans	14%	86%
Economic Crimes	55%	45%
Inciting Hatred		

Basic Prosecution in Ferizaj:

- To increase the level of efficiency in the treatment and processing of criminal charges for the criminal offenses of Drugs, Trafficking in Human Beings, Economic Crimes and Inciting Hatred (*Weapons, Smuggling of Migrants and Corruption have been processed at the quota over 100%*), while for persons involved in Weapons, Drugs, Trafficking in Human Beings, Economic Crimes and Inciting Hatred (*other cases of persons have been prosecuted at a rate above 100%*);
- To raise the level of supervision and leadership of criminal prosecution against law enforcement institutions, respectively to the institutions submitting criminal reports for the criminal offenses of Corruption including raising the level of treatment of cases of these natures in the prosecution. This is due to the fact that, of all the cases

processed for persons involved in characteristic criminal offenses, only the cases of corruption result in an approximate quota between the indictments filed against persons in relation to the number of cases, jointly, of dismissal of criminal reports against persons and termination of investigations.

BP. Ferizaj	% dismissal/termination	% indictment
Weapons	17%	83%
Drugs	6%	94%
Smug. With migrants	17%	83%
Organized Crime		
Corruption	46%	54%
Money Laundering		
Smug. With humans	10%	90%
Economic Crimes	34%	66%
Inciting Hatred		

- Basic Prosecution in Ferizaj in reducing the load, reflected on 31.12.2019, with Drug cases (25 cases with 30 people), Corruption (15 cases with 44 people) and Economic Crimes (17 cases with 41 people);

Basic Prosecution in Gjakova:

- To increase the level of efficiency in the treatment and processing of criminal charges for the criminal offenses of Weapons, Drugs, Migration Smuggling, Corruption, Trafficking in Human Beings and Economic Crimes (*Inciting Hatred has been processed at a rate above 100%*), while for persons involved in Weapons, Drugs, Migration Smuggling, Trafficking in Human Beings and Economic Crimes (*other cases for persons have been prosecuted at a quota over 100%*);
- To raise the level of supervision and leadership of criminal prosecution against law enforcement institutions, respectively to the institutions submitting criminal reports for the criminal offenses of Corruption including raising the level of treatment of cases of these natures in the prosecution. This is due to the fact that, of all the cases processed for persons involved in characteristic criminal offenses, only the cases of corruption result in an approximate quota between the indictments filed against persons in relation to the number of cases, jointly, of dismissal of criminal reports against persons and termination of investigations.

BP. Gjakovë	% dismissal/termination	% indictment
Weapons	38%	62%
Drugs	11%	89%
Smug. With migrants	30%	70%
Organized Crime		
Corruption	51%	49%
Money Laundering		
Smug. With humans	35%	65%
Economic Crimes	36%	64%
Inciting Hatred		

- To increase the efficiency in reducing the load reflected on 31.12.2019, with the cases of Drugs (66 cases with 79 persons), Corruption (10 cases with 21 persons) and Economic Crimes (13 cases with 27 persons);

General recommendation: Registration and generation of statistical data for new cases (PP and PPN), within the submitting entity "Accepted in competence", should be discontinued. Furthermore, statistical data on PPN Information should be categorized into: 1) Closed PPN Information for which the investigation has been terminated and 2) Closed PPN Information because the same have been entered in the criminal report register. These two actions will affect the accuracy of the data regarding the real number of new cases received.