



The Republic of Kosovo
Republic of Kosovo / Republic of Kosovo
State Prosecutor / Državni Tužilac / State Prosecutor
Office of the Chief State Prosecutor / Office of the Chief State Prosecutor

Six Month Work Report of the State Prosecutor January - June 2023

August, 2023

Work Report of the State Prosecutor

The first half year of 2023

© State Prosecutor 2023

Published by State Prosecutor All rights reserved. The content of this material may not be reprinted, copied or submitted in any electronic, mechanical form, photocopied or registered without the approval in writing by the State Prosecutor (SP).

Contents

Executive summary	6
1. 1. General information on State Prosecutor	7
1.1 Organizational structure of State Prosecutor	7
1.2 The number of prosecutors	8
1.3 Professional Capacity Building for Prosecutors	9
1.4 Engagement of state prosecutors in committees, working groups and other panels	10
1.5 Challenges	10
2. Main achievements State Prosecutor during the first half year 2023	10
3. Results of SP's Work on specific criminal offenses	14
3.1 Investigation and prosecution of the offenders of terrorist offenses	14
3.2 Handling of war crime cases	14
Organized Crime	14
3.4 Cases targeted in the SPRK database;	15
3.5 The State Prosecutor's institution performance in fighting corruption and financial crime, and economic crimes	15
3.6 The State Prosecutor's Performance in fighting trafficking in human beings	16
3.7 Progress in the field of seizure and confiscation of assets acquired through criminal offense	16
4. Contents of Work Report of State Prosecutor for the first half year of 202 3	16
4.1 Criminal-cases and active reports	17
4.2 Cases transferred from 2022 to the first half year of 202 3	18
4.3 Incoming cases during the first half year of 202 0	19
4.4 Solved Cases	19
4.5 Unsolved Cases	22
Active solved and unresolved	22
4.7. Comparison of incoming and resolved cases between the first half year of 2022 and 202 3	23
4.8 Handling of cases with alternative and special procedures	25
5. Applicants of Criminal Reports	25
5.1 Applicants of criminal reports for criminal offenses of adult offenders (PP)	26
5.2 Applicants of criminal reports against juvenile offenders of criminal offenses (PPM)	26
5.3 Criminal reports by Prosecution Offices	27
6. Criminal Reports by departments within the Basic Prosecutions	28
6.1. The Office of the Chief State Prosecutor	28
6.1. The Office of the Chief State Prosecutor	29

6.2 Appellate Prosecution	30
6.3 Special Prosecution of the Republic of Kosovo	31
6.4 Basic Prosecution in Prishtina	32
6.4.1 Unit for Economic Crimes and Corruption	35
6.5 Basic Prosecution Office in Gjilan	36
6.6. Basic Prosecution in Prizren	38
6.7 Basic Prosecution in Peja	42
6.8 Basic Prosecution in Ferizaj	45
6.9 Basic Prosecution in Gjakova	48
6.10 Basic Prosecution in Mitrovica	50
7. Criminal Reports by the departments within the basic prosecution offices	53
7.1. Departments of serious crimes of basic prosecutions	57
7.1.1. The method of solving the criminal reports of the offenders of major criminal offenses (PP) by the SCD	60
7.1.2 Court decisions regarding prosecutors' accusatory acts	61
7.2. Juvenile departments of basic prosecutions	61
7.2.1 The method of solving criminal reports of juvenile offenders of criminal offenses (PPM) in JD	64
7.2.2 Court decisions regarding the prosecutors' proposals for juveniles	65
7.3. General departments of basic prosecutions	65
7.3.1. The method of solving the criminal reports of offenders of criminal offenses (PP) from DP	69
7.3.2. Court decisions regarding prosecutors' accusatory acts	69
8. The burden of prosecutors and prosecutions with cases	70
9. Office for Victim Protection and Assistance	74
10. Interception Liaison Unit	75

Abbreviations

SP	State Prosecutor
CPC	Kosovo Prosecutorial Council
OCSF	Office of Chief State Prosecutor
AP	Appellate Prosecution
SPRK	Special Prosecution of the Republic of Kosovo
BP	BP
SCD	Serious Crimes Department
PPRU	Prosecutors Performance Review Unit
MD	Juveniles Department
GD	General Department
PP	SPRK Register for evidence of adult offenders of criminal offenses
PPS	SPRK Register for evidences of adult offenders of criminal offenses
PPM	Register for evidence of juvenile offenders of criminal offenses
PPN	Register for evidence of various criminal cases
PPP	Register for evidence of juvenile offenders of criminal offenses
ILA	Register for evidence of International Legal Assistance
PPA	Complaints on judgments
RPL	Requests for the protection of legality
RFCR	Requests to civil revision
RFMS	Requests for mitigation of the sentence
CDR	Complaints on detention on remand
NCCEC	National Coordinator on Combating Economic Crime

Executive summary

State Prosecutor's work is transparent because during the whole time it publishes reports, information, press releases about the various cases, which reflect the work of prosecutors and prosecution offices. However, Work Report of State Prosecutor for the first half year 2023 provides all detailed and comprehensive work records in order to inform public with work results of Prosecution Offices as well as other activities, including challenges that the SP has faced during this half year.

The six month period report for 2023, contains main activities of this institution aiming at the reflection of the work of the institution through realized statistical, analytical and comparative data realized during the half year.

The report provides general information on the work of the State Prosecutor including the number of Prosecutors. It also reflects criminal reports – inherited criminal offenses incoming and resolved by prosecutors at all levels of the prosecutorial system, respectively prosecution departments including applicants of these criminal reports, including comparisons with the previous year. In this respect, the number of incoming criminal reports for adult and juvenile offenders and unknown offenders of criminal offenses has been reflected.

The difference is also reflected in the number of incoming cases in three departments of basic prosecutions over the first half-year of 2023 in comparison with the same period of 2022.

In the half year, the State Prosecutor, in fulfilling his mandate, faced numerous challenges, such as: the process of filling vacancies for prosecutors, the number of cases inherited from previous years with unknown offenders, the insufficient budget as well as the situation with Covid 19.

Despite these challenges emerged in this period, the State Prosecutor has managed to show a higher performance.

1.1. General information on State Prosecutor

The State Prosecutor is a constitutional institution, independent, impartial with the mandate and responsibility for the investigation and prosecution of suspected offenders of criminal offenses, as stipulated by law. The State Prosecutor carries out his mandate as stipulated by the Constitution and Law, within the structure and competences in accordance with applicable law.

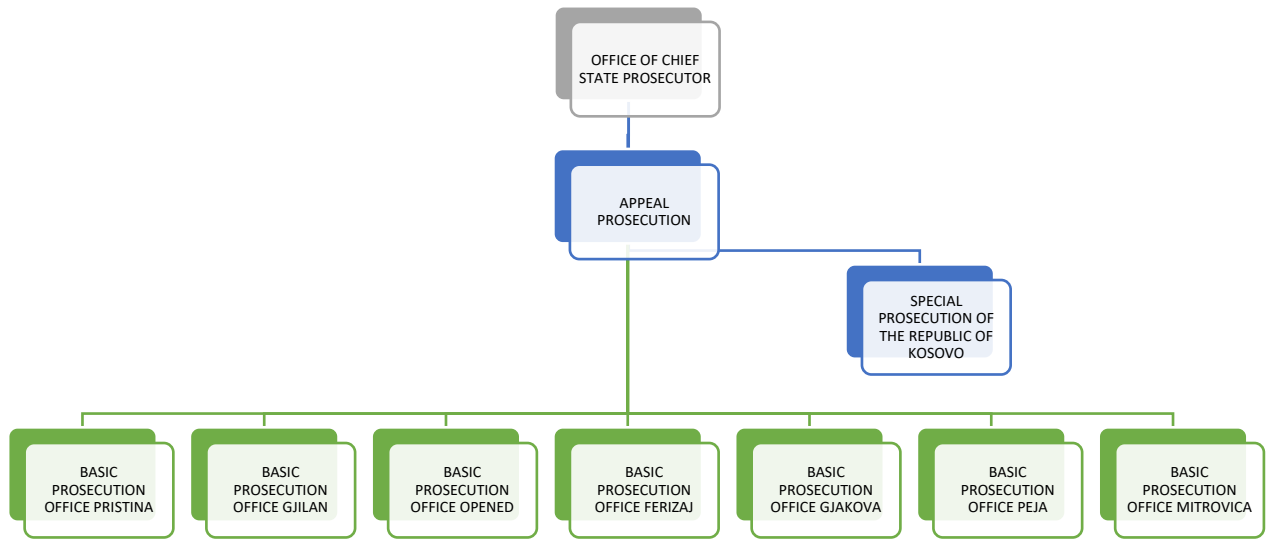
State prosecutors are authorized to represent the public interests before the Courts of the Republic of Kosovo and to request from the court to order measures in accordance with the Criminal Procedure Code.

Law on the State Prosecutor shall determine its functions and responsibilities, which, inter alia, include: the exercise of prosecutorial functions independently, in a fairly, objective and impartial manner, to ensure that all persons shall be treated equally, apply the highest standards of health care during the performance of official positions, behave in a fair and professional manner in his personal and professional life, based on the applicable laws and the Code of Professional Ethics, protect legal rights of the victims, witnesses, proceeding, defendants and convicted persons , as well as in undertaking of these actions needed for detecting criminal acts and their offenders, investigation and prosecution of criminal offenses within time limit

1.1 Organizational structure of State Prosecutor

Organizational structure of the institution of State Prosecutor in the Republic of Kosovo is as follows:

- Office of Chief State Prosecutor, the highest instance of State Prosecutor, having the authority over the entire territory of the Republic of Kosovo;
- Appellate Prosecution, as a second instance having the authority over the entire territory of the Republic of Kosovo;
- Special Prosecution of the Republic of Kosovo, being the specialized prosecutorial body, has the jurisdiction over the entire territory of the Republic of Kosovo;
- Basic Prosecution Offices throughout the territory of seven (7) regions of Kosovo.



Graph 1: III. Organizational structure of State Prosecutor

1.2 The number of prosecutors

At the end of the half-year of 2023, the total number of Prosecutors at the institution of State Prosecutor has numbered 198 prosecutors. From the total number of prosecutors, 116 or 58.58% are males and 82 or 41.42% are female whereas regarding the ethnic composition of the State Prosecutor, 183 or 91.25% are Albanians, or 6.65% 13 Serbs and 2 or 1.0% of other ethnicities .

Also, during the first six months of 2023, three (3) prosecutors were promoted in the Appeals Prosecution, five (5) prosecutors in the Department of Serious Crimes in the Basic Prosecution Office in Prishtina, and one (1) prosecutor was promoted in SCD Prizren.

In the following, we present the number of prosecutors in OCSP, AP, SPRK and Bps for the half year:

	OCSP	Appeal	SPRK	PRISTINA	Prizren	Peja	Gjilan	MITROVICA	I bled	FERIZAJ	In total:
Chief Prosecutors	1	1	1	1	1	1	1	1	1	1	10
SCD		3		11	5	6	5	5	2	5	42
MD				5	2	2	1	2	1	1	14
GD		6		34	14	8	9	12	12	13	108
Prosecutors	8		16								24
In total:	9	10	17	51	22	17	16	20	16	20	198

Table 1: The number of prosecutors at the OCSP, AP, SPRK and BPs, by departments

1.3 Professional Capacity Building for Prosecutors

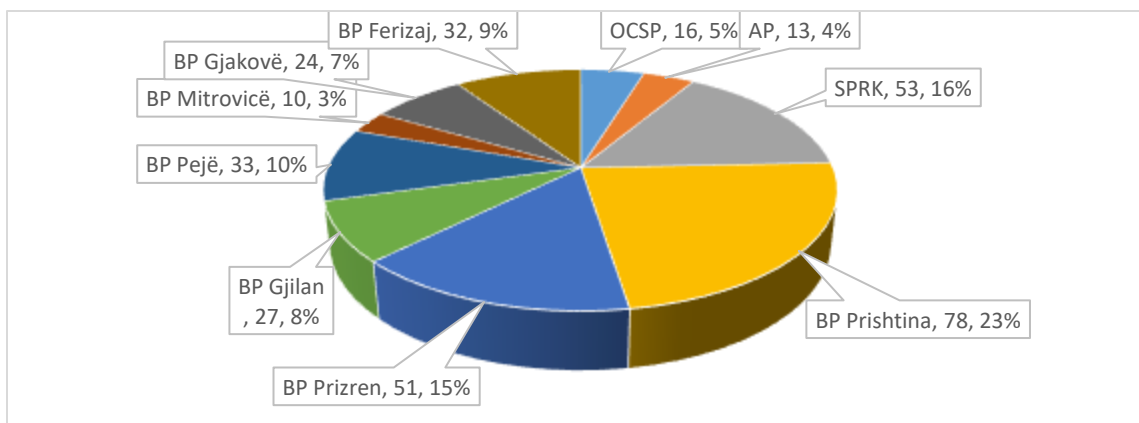
State prosecutors have taken part in trainings during the first half-year of 2023, in the main components of the training programs organized by the Academy of Justice, the US Embassy to Kosovo, the EU Office in Kosovo, etc. Prosecutors who have taken part in Continuous Training Program and other activities, roundtables, conferences, etc., where recently appointed prosecutors have been just decreed have taken part in the initial training programs.

During this period prosecutors have taken part in 56 subjects of trainings among them the most dominant subjects were: Substantive and procedural law, human rights in the virtue of the EU Convention of Fundamental Human Rights and Freedoms Among other specialized trainings, prosecutors have taken part in Programs: organized crime, trafficking in human beings, financial crimes, terrorism, cybercrime, witnesses, international legal cooperation, corruption, forensics, etc.

In coordination with PPRU, prosecutors have participated in various legal education activities, where out of 198 prosecutors in the half year, in ongoing training and promotion, the total number of prosecutors participating in training is 336 as follows:

- Prosecutors from OCSP attendance (5%),
- Prosecutors from AP attended (4%),
- Prosecutors from SPRK attended (18%)
- Prosecutors from BP of Prishtina attended (25%),
- Prosecutors from BP of Prizren attended (17%),
- Prosecutors from BP of Peja attended (11%),
- Prosecutors from BP of Mitrovica attended (3%),
- Prosecutors from BP of Gjilan attended (9%),
- Prosecutors from BP of Gjakove attended (8%),
- Prosecutors from BP of Ferizaj attended (9%),

A total of 14 prosecutors were engaged in the training of prosecutors as trainers, whereas the percentage of prosecutors taking part in this training is as shown in the graph below:



Graph 2: Participation of prosecutors in trainings by prosecution offices

1.4 Engagement of state prosecutors in committees, working groups and other panels

State prosecutors during first semester 2023 have been engaged in many committees in the process of recruiting state prosecutors, processes of promotion and transfer of prosecutors, disciplinary panels, and evaluation panels for the election of Chief Prosecutors as well as many other activities in function of the regular development of processes within the prosecutorial system.

State prosecutors have served in committees established by the Kosovo Prosecutorial Council as permanent commissions, such as: Committee on normative acts, the Committee on Budget and Finance and Personnel, Disciplinary Committee, Committee for assessment of the performance of prosecutors, the Committee for supervision of the implementation of the Strategic Plan of the Committee for media monitoring and other Committees as assigned by the Kosovo Prosecutorial Council.

Prosecutors' special commitment made also being part of the working groups, which drafted legislation, by-laws, concept documents and have represented the prosecutorial system within activities of the state institutions related to the work of the prosecutorial system.

1.5 Challenges

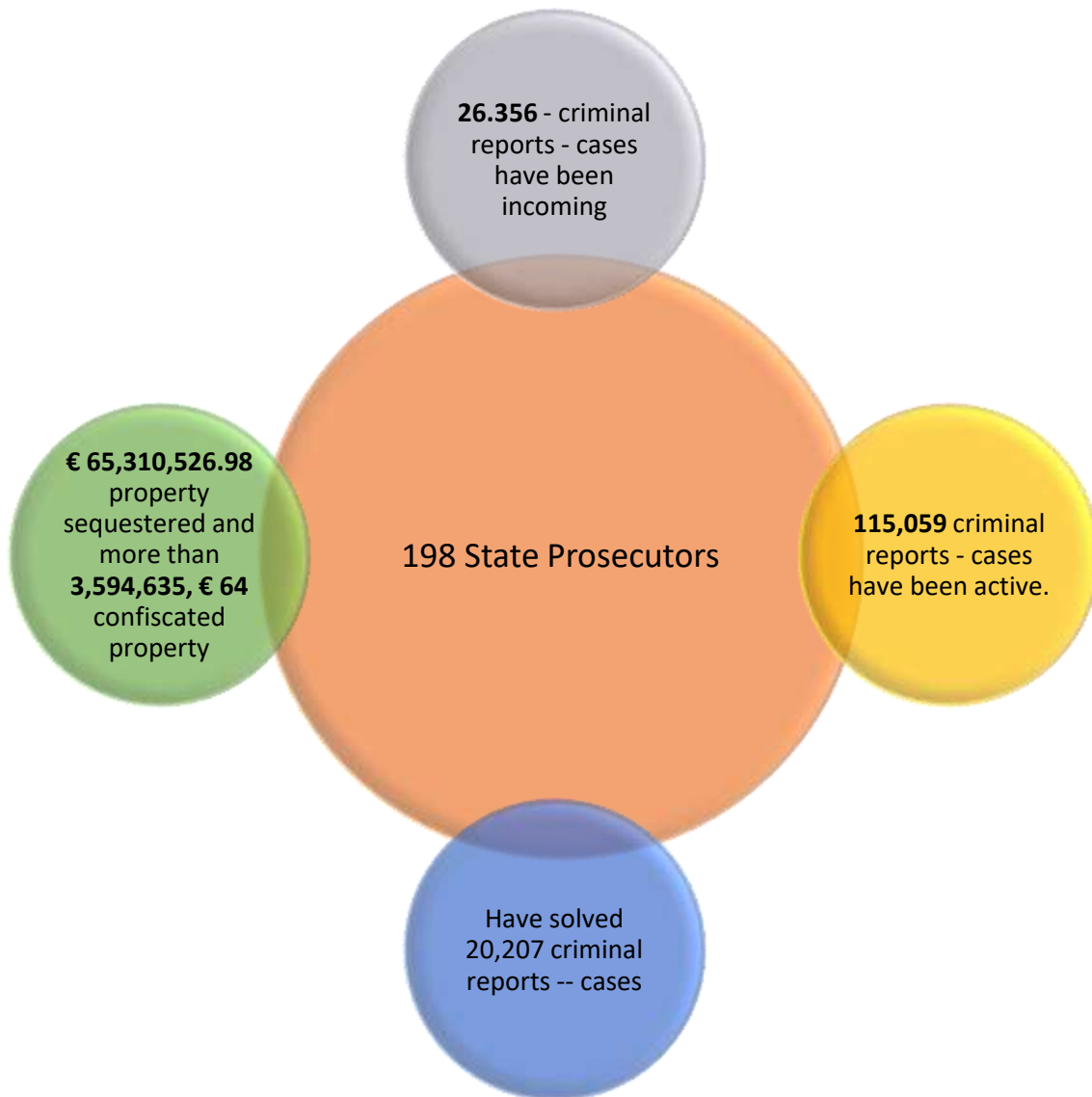
During the first six month period of 2023, the State Prosecutor has faced different challenges in fulfilling his legal mandate. Among the main challenges are identified as follows:

- The number of inherited cases from the previous years with unknown offenders (PPP);
- Implementation of Electronic System for Case Management CMIS);
- The handling of war crimes cases, terrorism, corruption, financial and economic crime;
- Coordination of activities of joint team for targeting serious crimes;
- The development of the professional capacities of the prosecution and the staff;
- Insufficient capacities of translation from Albanian language to Serbian and vice versa;
- Sequestration and confiscation of assets acquired by criminal offense;
- Handling of cases through the implementation of the alternative procedures;
- International Legal Cooperation;

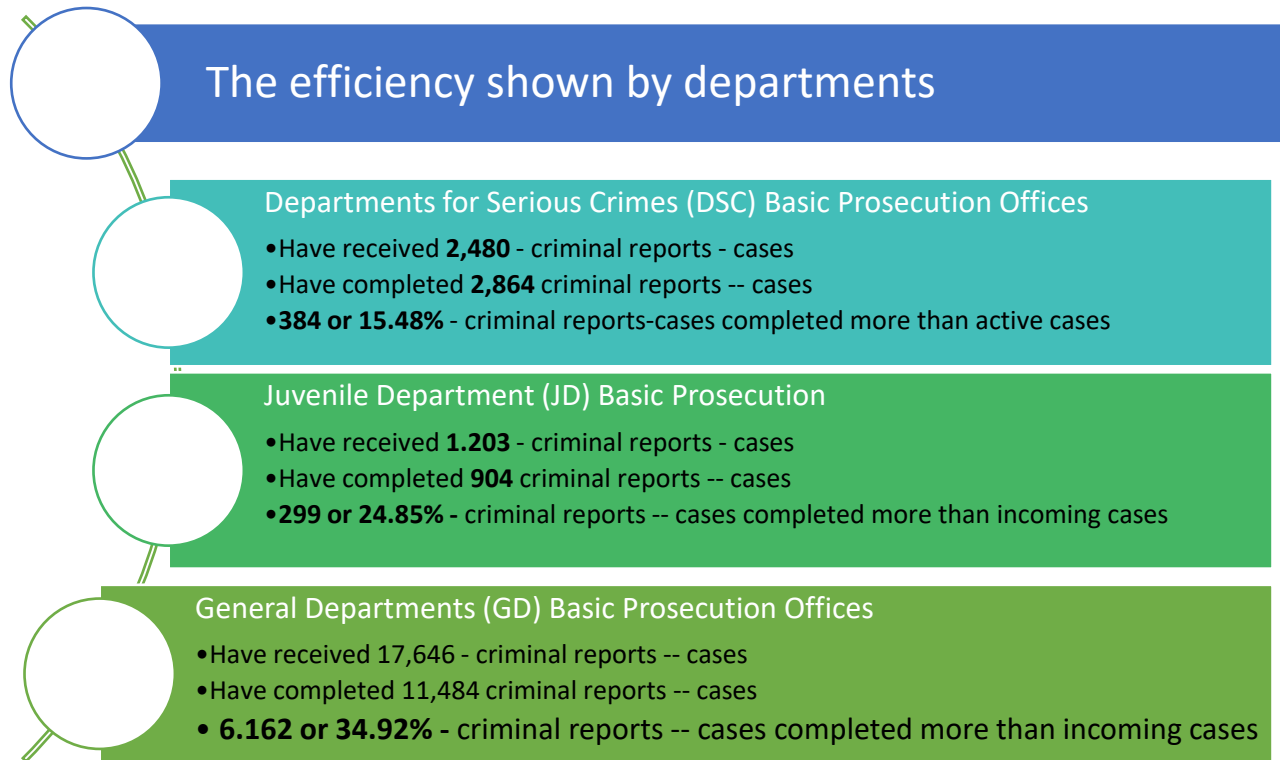
2. Main achievements State Prosecutor during the first half year 2023

During the six month period of 2023, the State Prosecutor has had a great number of cases be those transferred or incoming during the half year. SP is maximally committed to resolving cases, especially cases determined with priority under strategies and policies of the KPC and SP.

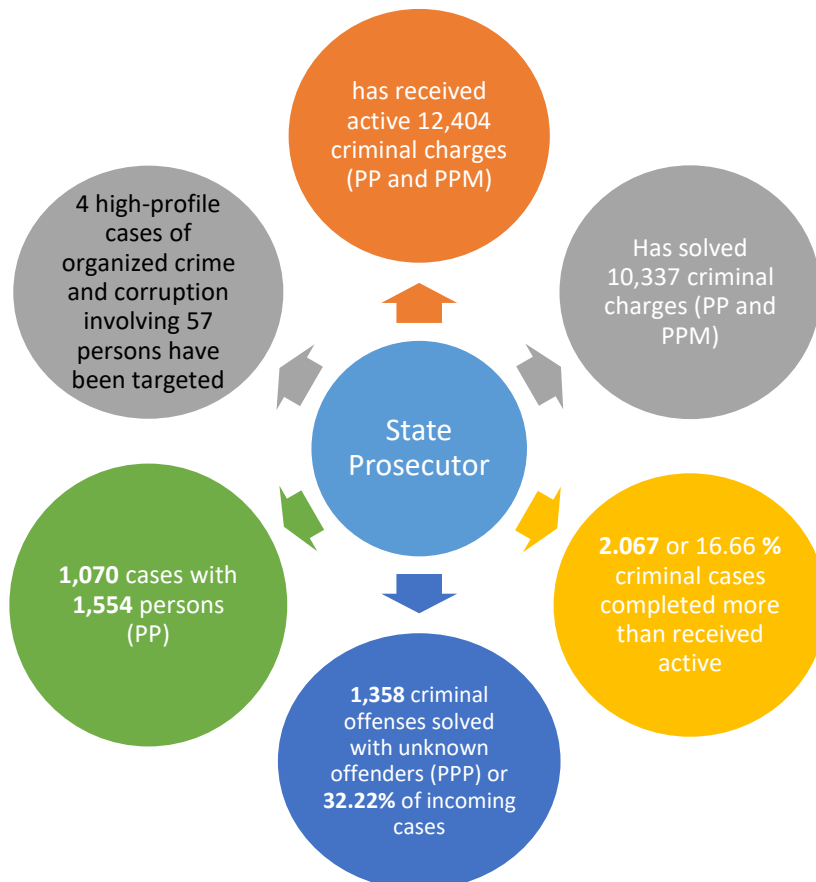
In this part will be presented some data, which in a comprehensive manner show some of the main achievements of SP during the six month period of 2023, while other data contained in this report are shown as below:



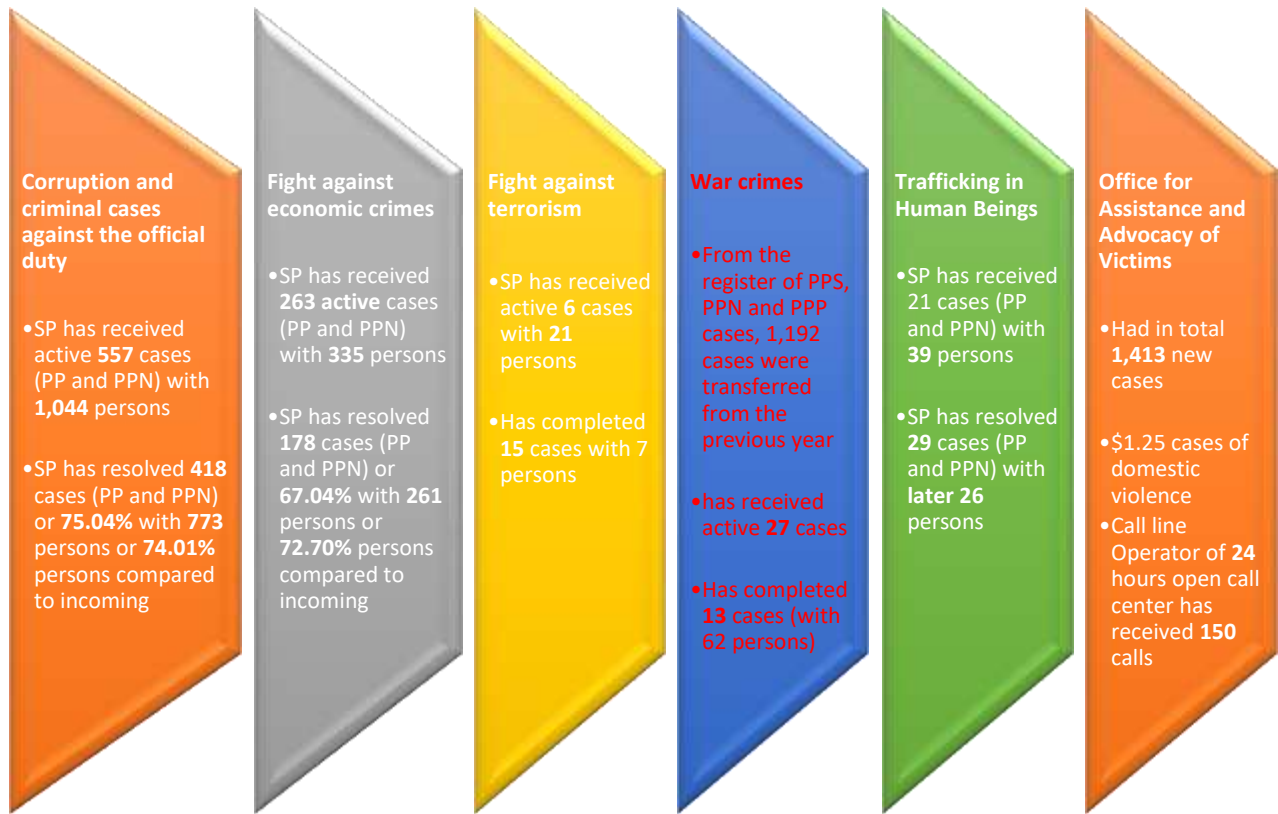
Graph 3: Some of the main achievements of SP, for the number of backlog and completions



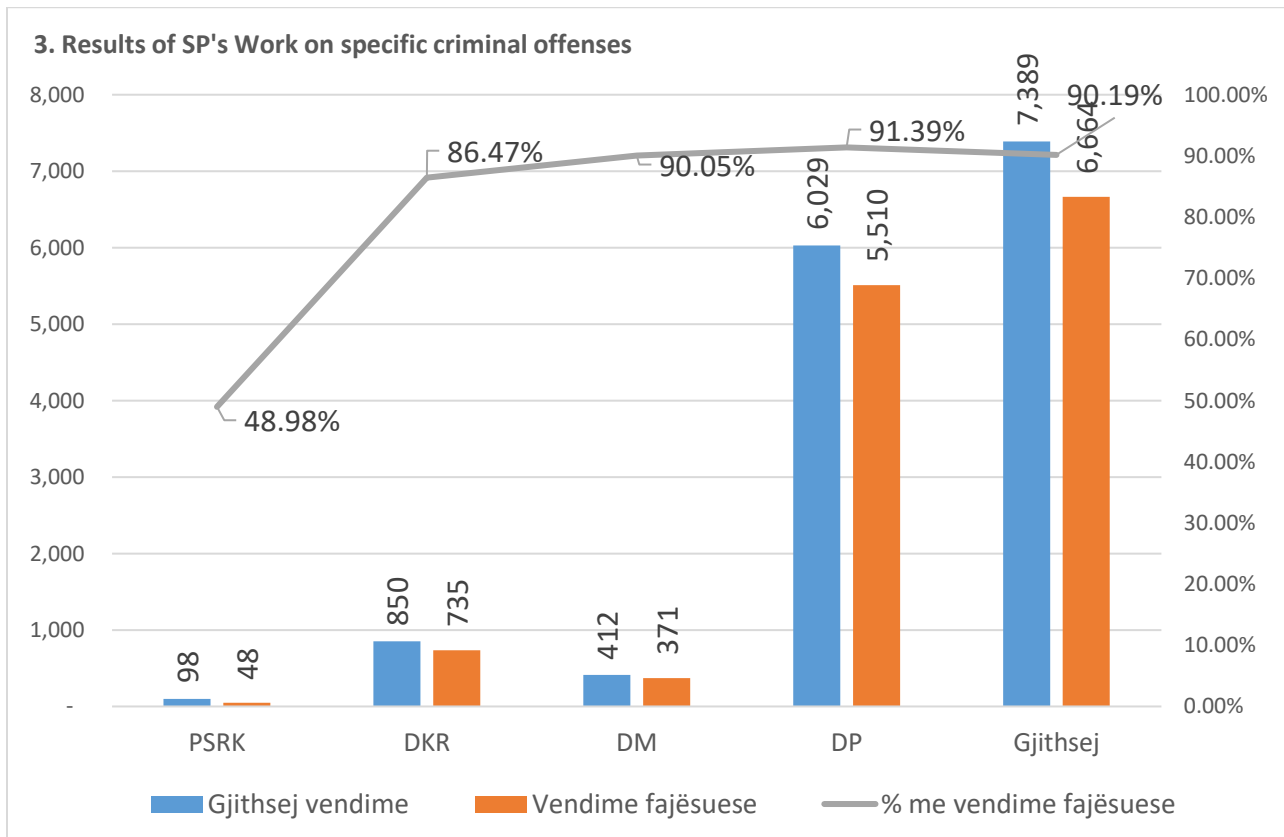
Graph 4: Efficiency of the SP, indicated for the criminal offenses



Graph 5: Efficacy of the SP, in completing cases based on case nature



Graph 6: Efficiency of the SP, indicated for the characteristic criminal offenses



Graph 7: Efficacy of the PS, by court decisions

3. Results of SP's Work on specific criminal offenses

The State Prosecutor during the first six month period, of 2023 has paid particular attention to the solving of cases dealing with several criminal offenses of a more specific nature, such as:

- Terrorism;
- War Crimes;
- Organized Crime
- Cases targeted in the SPRK database;
- Corruption and Economic Crimes;
- Trafficking in human beings and
- Confiscation and seizure of property acquired through criminal offenses

3.1 Investigation and prosecution of the offenders of terrorist offenses

During the first half year of 2023, cases of terrorism have been dealt with high priority by the State Prosecutor. During this period, the DSC of incoming 6 cases with 21 persons involved from the register of cases PPS, whereas, during the same period of time from PPS were resolved 3 cases with 7 persons.

3.2 Handling of war crime cases

During the year 2015, within the Special Prosecution of the Republic of Kosovo, the War Crime Department has been established.

As a result, during the half year, State Prosecutor, from the PPS, PPN and PPP registry from previous year had transferred in 1.217 cases in total, 17 new active cases and 10 solved cases.

The clearance handling of cases is as follows:

In 4 cases against 4 persons – Indictment (PPS);

In 2 cases against 9 prosecutors - in another way (rejoinder/severance);

In 2 cases – report for closing (PPN);

In 2 cases - The cases have been transferred to the PPS register (from the PPN and PPP register);

Organized Crime

State Prosecutor during the first half year of 2023 has dealt with high priority with cases of terrorism and organized crime. State Prosecutor had 71 active cases involving 479 adult offenders (PP) and 8 new cases with 72 persons in miscellaneous criminal cases (PPN), 5 cases have been solved with 15 persons, whereas 66 cases have remained unsolved with 469 persons.

3.4 Cases targeted in the SPRK database;

At decision of the State Prosecutor dated 28.12.2015, for the selection and targeting of the serious crimes a joint team has been established compound of representatives of law enforcement institutions, such as: Kosovo Police, Kosovo Customs, Kosovo Tax Administration, Financial Intelligence Unit, Sequestered or Confiscated Asset Management Agency and Kosovo Correctional Service.

The State Prosecutor has created a database containing information on targeted cases of organized crime and corruption of high levels. To date, this database contains data on 88 high profile cases with 784 persons) of organized crime and corruption.

4 cases with 57 persons were targeted during the first half year of 2023.

The goal of establishing this team by the Chief State Prosecutor is to give priority to serious crime cases and high-level corruption cases, which has shown an undisputed success.

3.5 The State Prosecutor's institutional performance in fighting corruption and financial and economic crimes

Dealing with corruption cases was one of the main priorities of the State Prosecutor for the first half year of 2023. In order to realize this priority, implementation of the Strategic Plan (2022-2024) and the action plan to increase efficiency in combating corruption and economic crimes have also contributed. The support in the implementation of this plan was provided by the Unit for Combating Corruption and Economic Crimes Unit with the Basic Prosecution of Prishtina, whose actions will be supervised by a specific Commission established by the Council.

As a result of State Prosecutor actions in solving of corruption cases during the first semester of 2023, the following data are listed below:

Cases with the Prosecution offices	Corruption				Economic Crimes			
	PP		PPN		PP		PPN	
	Criminal reports	Persons	Criminal reports	Persons	Criminal reports	Persons	Criminal reports	Persons
Incoming	317	676	240	368	194	287	69	72
Solved	236	479	182	294	133	211	45	50
%	74.44%	70.85%	75.83%	79.89%	68.55%	73.51%	65.21%	69.44%
Unsolved	554	1534	803	1200	452	637	149	174

Table 2: Dara related to achievements of the SP in the fight against corruption and economic crime

3.6 The State Prosecutor's Performance in fighting trafficking in human beings

With the goal to increase efficiency in the fight against trafficking in human beings, the Chief State Prosecutor has appointed the Coordinator for Combating Trafficking in Human Beings, which is part of the National Authority against Trafficking in Human Beings. The State Prosecutor's Office, in this regard has been an active part of all mechanisms for combating trafficking in human beings as part of state strategies and policies.

The State Prosecutor has handled priority cases of Trafficking in Human Beings. During the six month period of 2023, the State Prosecutor for adult offenders had 64 active cases involving 115 persons. 28 cases have been solved with 43 persons, whereas 36 cases have remained unresolved with 72 persons.

On the other hand, it had 3 active cases with 6 persons, and 3 cases with 6 persons remained unsolved.

3.7 Progress in the field of seizure and confiscation of assets acquired through criminal offenses

In order to increase the efficiency in fighting Economic Crimes particularly in seizure and confiscation of illegal assets, the National Coordinator on Combating Economic Crimes operates within the Prosecutorial System (NCCEC).

As a result of the multidimensional approach and the inter-institutional coordination by NCCEC, during the first semester of 2021 a progress has been recorded in the area of seizure and confiscation of assets acquired through criminal offenses. In this way, according to data on this half-year € 65,310,526.98 have been sequestered and € 3,594,635.64 have been confiscated.

4. Contents of Work Report of State Prosecutor for the first half year of 2023

The State Prosecutor's Work Report for the first half year of 2023 presents the State Prosecutor's work carried out by all Kosovo Prosecutions at all levels covering the period between January and June from all Prosecution offices. This report is compiled based on statistical data and reports prepared by prosecution offices, processed at country level by relevant offices within the prosecutorial system.

Report has a structure which enables readers to orient and to easily understand work processes of State Prosecutor and to be informed for work results, by presenting them in a simplified manner, from some points of view.

In this report, the work of the State Prosecutor is presented according to the structure as follows:

- Work report, by the number of criminal reports-cases transferred from the previous year, incoming active, resolved and unresolved;
- Report on Applicants of Criminal Reports;
- Work report by prosecution offices;
- Work report by departments in the prosecution and
- Work report according to the efficiency of prosecutions.

4.1 Active criminal cases-reports

The State Prosecutor (SP) during the first half year of 2023 has had 115,059 active criminal reports-cases in total (cases from these registries: PP, PPM, PPN, NJN, PPP, AP and OCSP cases)

Out of this number of cases:

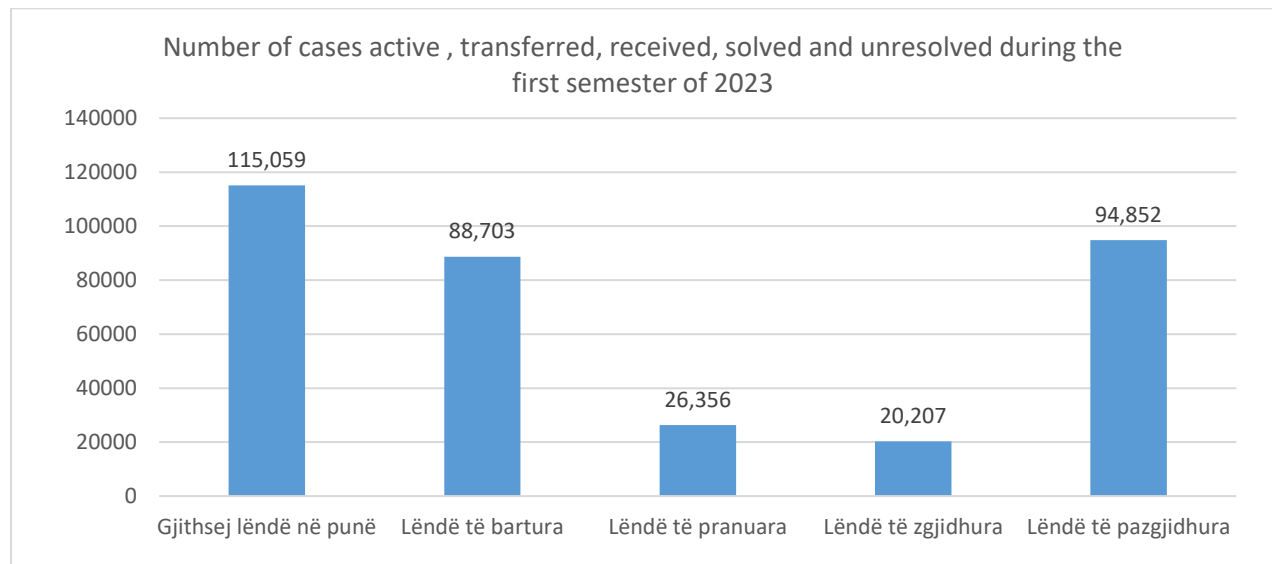
- 88,703 or 77.09% cases have been inherited/transferred from the previous years and
- 26,356 or 22.90% have been incoming active during the first half year of 2023;

During this year, out of this number of cases:

- 20,207 or 17.56% ¹active cases during the first half year period of 2023 have been solved or proceeded before competent authorities
- 94,852 or 82.43% of all incoming cases remained unresolved;

Effectiveness of solved cases during six month period of 2023 is, as follows:

- 20,207 criminal reports/cases have been solved in total;
- 6,149 criminal reports/cases resolves that incoming, or 23.33% criminal reports/cases have been resolved less than incoming.



¹The inherited cases from previous years are also included in this number of solved cases.

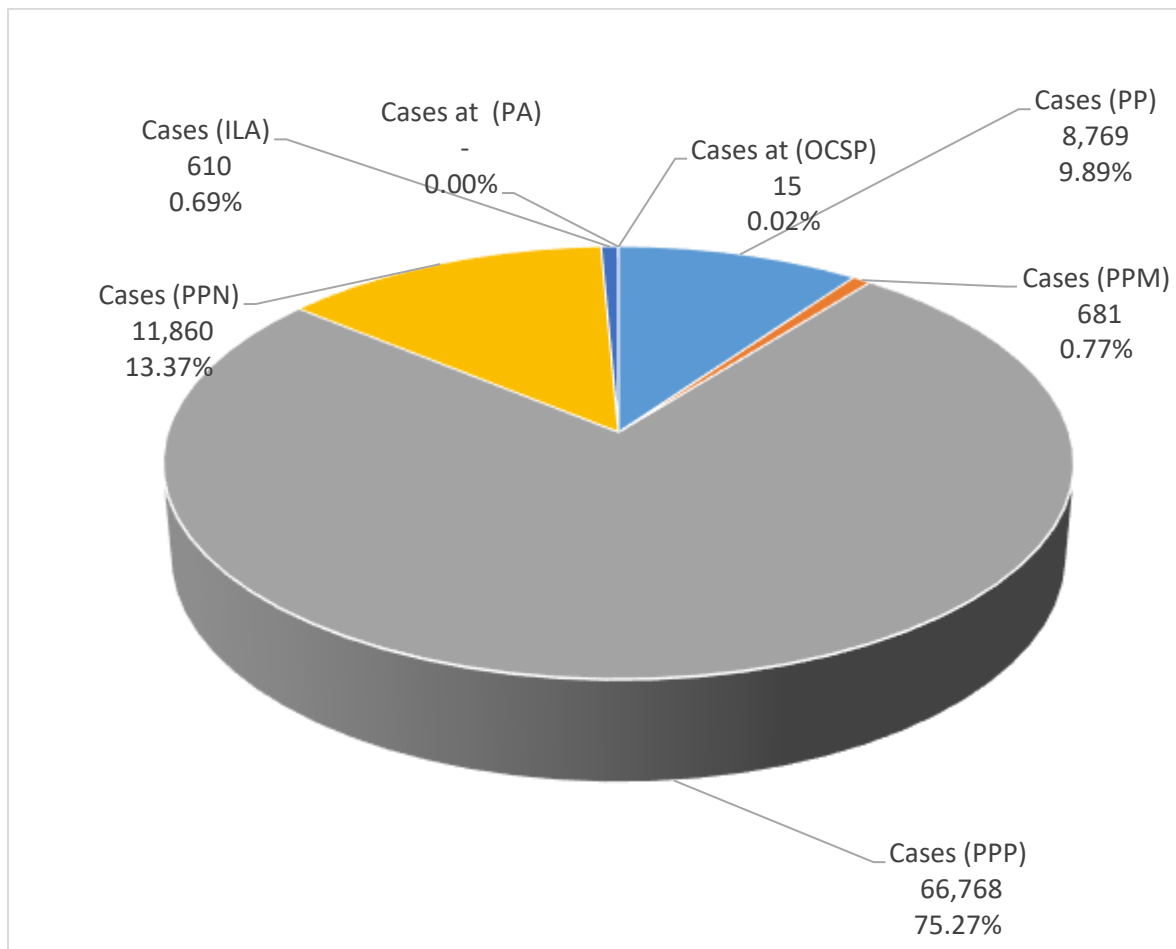
Graph 8: Number of cases active, transferred, incoming, solved and unresolved during the first half year of 2023

4.2 Cases transferred from 2022 to the first half year of 2023

From 2022 to the first half year of

2023, 88,703 cases - criminal reports have been transferred to all departments and according to all records of prosecution offices. According to the data for all types of criminal reports - cases, the status of the transferred cases is as in the graph below:

- 8,769 criminal charges of adult offenders (PP) of criminal offenses or 9.88%;
- 681 criminal reports of juvenile offenders (PPM) of criminal offenses or 0.76%;
- 66,768 criminal cases of unknown offenders (PPP) or 14.68%;
- 11,860 different criminal cases (PPN) or 18.14%;
- 610 cases on International Legal Assistance (ILA) or 0.60%;
- 0 cases in the Appellate Prosecution (AP) or% and
- 15 cases in the Office of the Chief State Prosecutor (OCSP) or 0.01%.

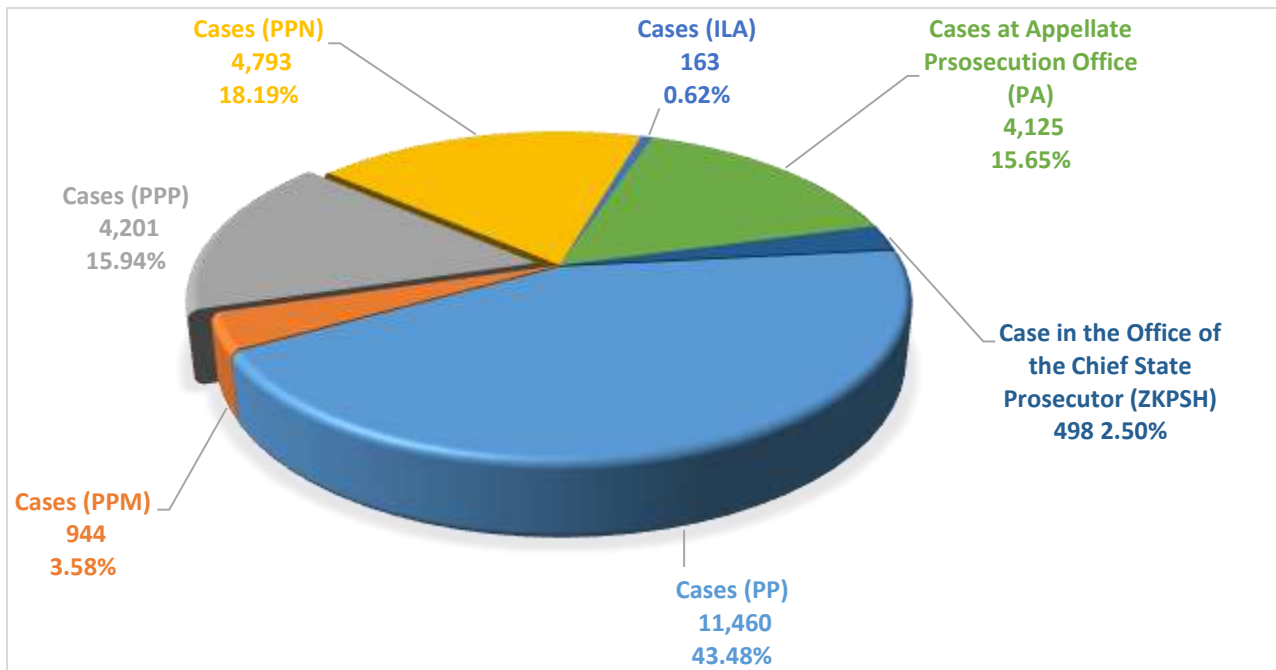


Graph 9: Cases of criminal reports-cases carried over from 2022

4.3 Incoming cases during the first half year of 2020

In the half year 2023, 26,356 criminal reports – cases were incoming, out of which based on SP registry are as follows:

- 11,460 criminal charges of adult offenders (PP) of criminal offenses or 43.48%;
- 944 criminal reports of juvenile offenders (PPM) of criminal offenses or 3.58%;
- 4,201 criminal cases of unknown offenders (PPP) or 15.93%;
- 4,793 different criminal cases (PPN) or 18.18%;
- 163 cases on International Legal Assistance (ILA) or 0.61%;
- 4,125 cases at the Appellate Prosecution (AP) or 15.65% and
- 670 cases in the Office of the Chief State Prosecutor (OCSP) or 2.54%.



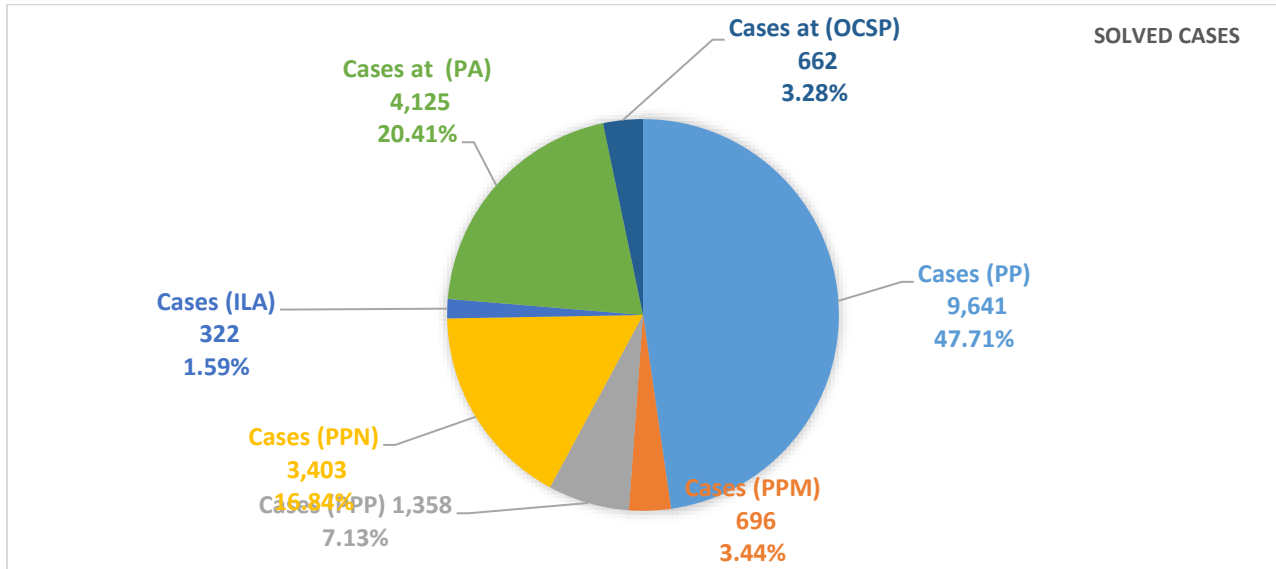
Graph 10: Criminal reports/cases incoming during the first half year of 2023

4.4 Solved Cases

In the first half year of 2023, the State Prosecutor has performed highly at his work engagement, as a result of which a large number of cases have been solved, especially in relation to incoming cases during the half year. Out of a total of **20,207** criminal reports - criminal cases which have been solved in total, according to the records of the prosecutor's offices, including the OSP, Appellate Prosecution and OCSP, the status is as follows:

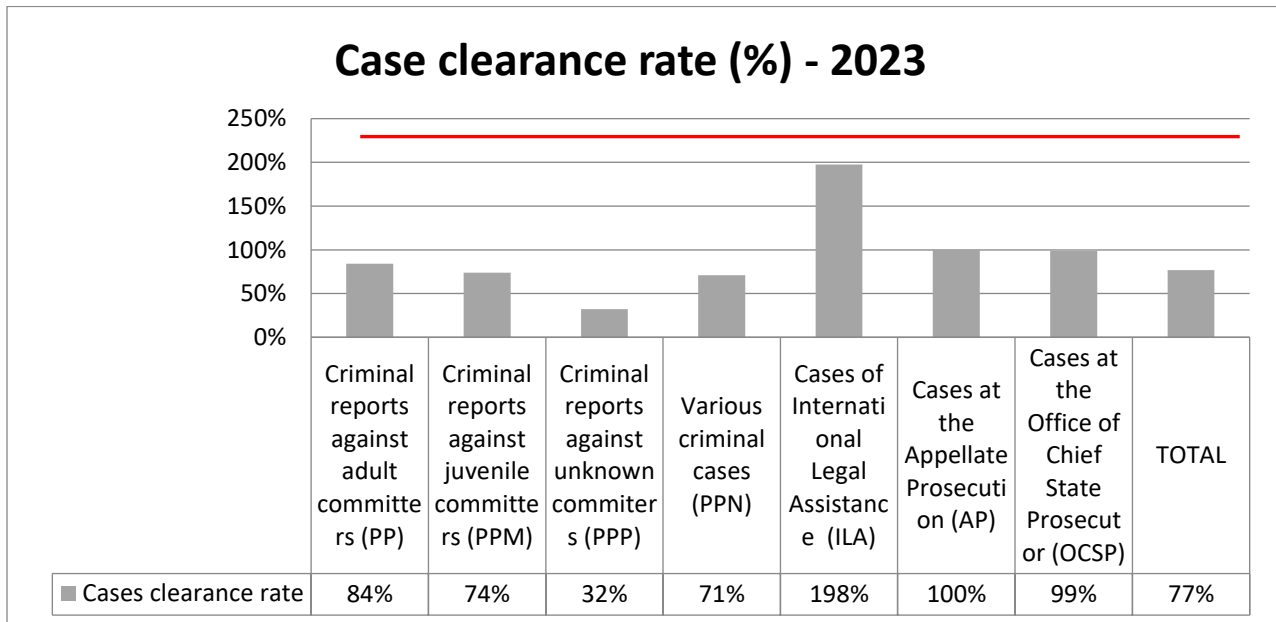
- 9,641 criminal reports of adult offenders (PP) of criminal offenses or 47.71%;
- 696 criminal reports of juvenile offenders (PPM) of criminal offenses or 3.44%;

- 1,358 criminal cases of unknown offenders (PPP) or 6.72%;
- 3,403 different criminal cases (PPN) or 16.84%;
- 322 cases on International Legal Assistance (ILA) or 1.59%;
- 4,125 cases in the Appellate Prosecution (PA) or 20.41%, and
- 662 cases in the Office of the Chief State Prosecutor (OCSP) or 3.27%.



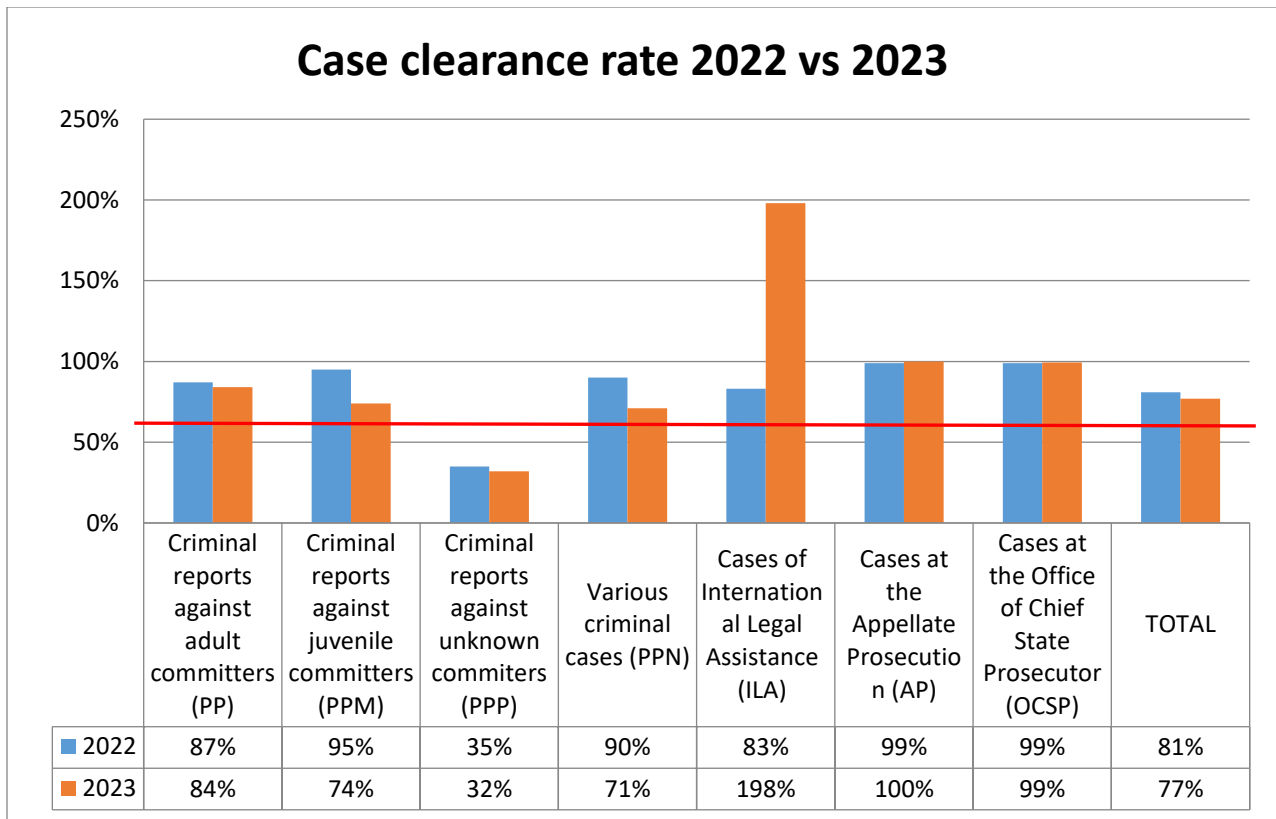
Graph 11: Criminal reports - criminal cases solved during the first half year of 2023

The clearance rate of solved cases by the State Prosecutor during the first half year of 2023 is according to the CEPEJ indicators as shown below:



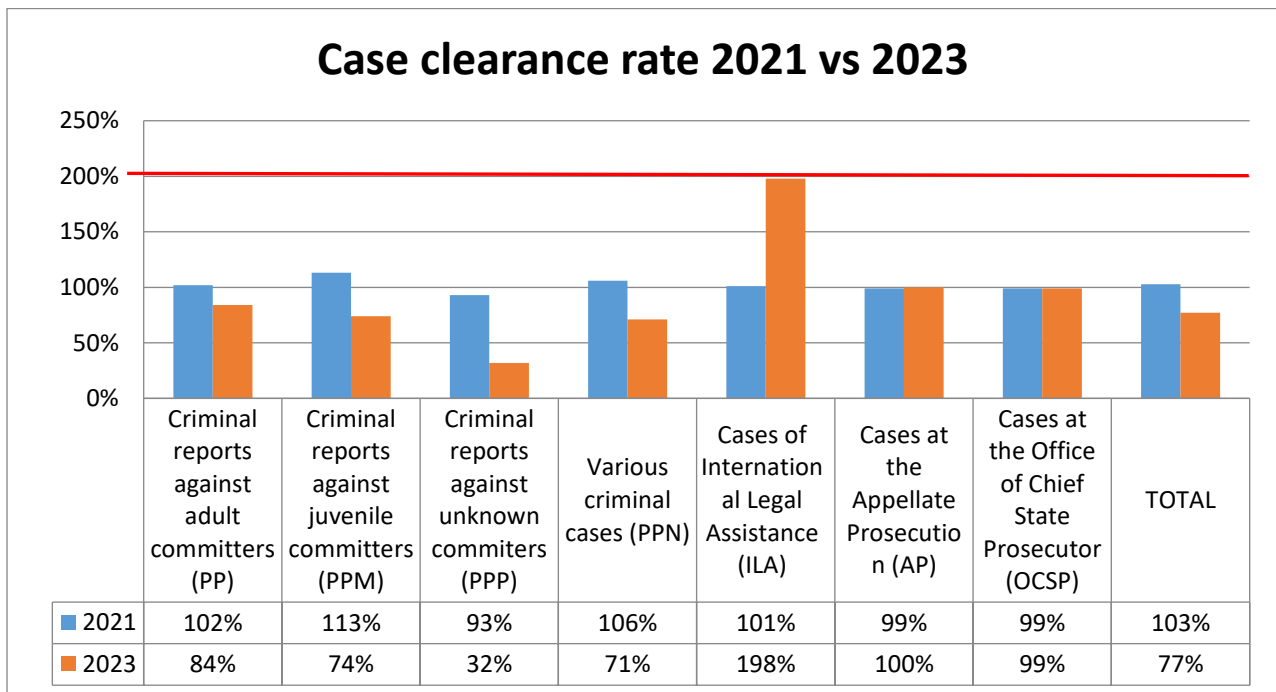
Graph 12: The norm of cases solved by the State Prosecutor the first during 2023 according to the CEPEJ indicators as shown

Compared to first half years for 2022-2023 norm of cases solved based on indicators of CEPEJ is as follows:



Graph 13: Solved cases norm by State Prosecutor between 2022 vs. 2023 based on CEPEJ indicators

On the other hand, compared to the first half year of 2021 and 2023, the rate of cases solved based on indicators of CEPEJ is as follows:

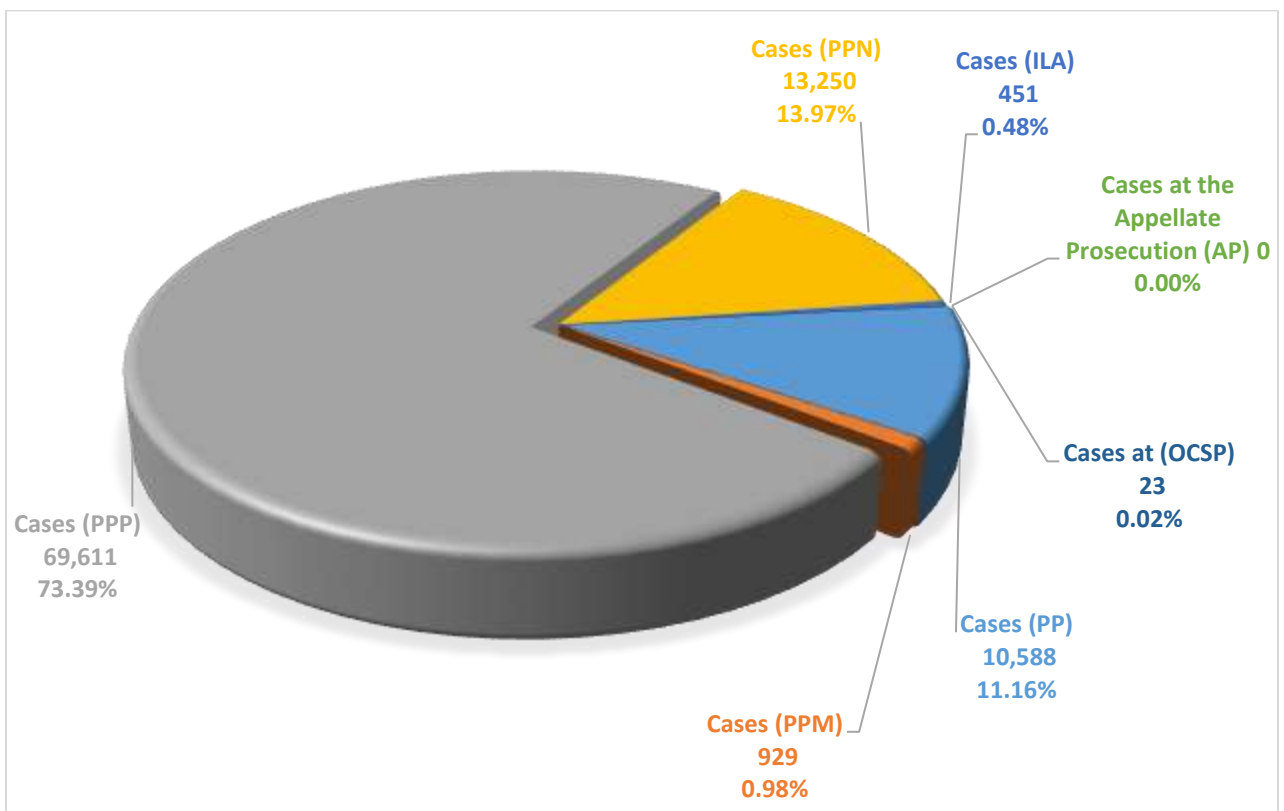


Graph 14: Clearance rate by resolved by the State Prosecutor 2021 vs. 2023 based on CEPEJ indicators

4.5 Unsolved Cases

At the end of the half year 2023, 94,852 criminal reports/cases remaining unresolved, out of them:

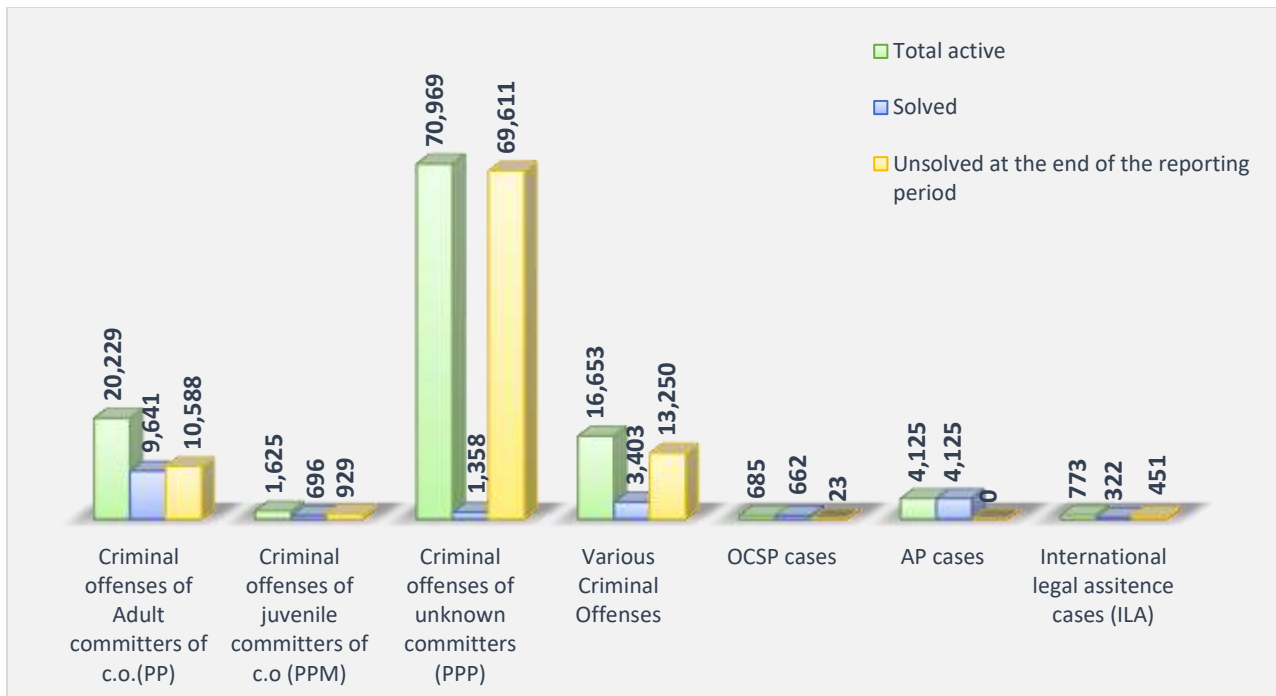
- 10,588 criminal reports of adult offenders (PP) of criminal offenses or 11.16%;
- 929 criminal reports of juvenile offenders (PPM) of criminal offenses or 0.97%;
- 69,611 criminal offenses with unknown offenders (PPP) or 73.38%
- 13,250 different criminal cases (PPN) or 13.96%;
- 451 cases of international legal aid (ILA) or 0.47%;
- 0 cases in the Appellate Prosecution (PA) or 0.00 %, and
- 23 cases in the Office of the Chief State Prosecutor (OCSP) or 0, 02%;



Graph 15: Criminal reports/cases incoming active during the first half year period of 2023

4.6 Active solved and unsolved cases

Number of active criminal reports-cases, solved and those that have remained until the end of the first half year period of 2023, according to the registers are reflected in the Graph below:



Graph 16: Criminal reports - cases active, solved and unresolved during the first half year 2022

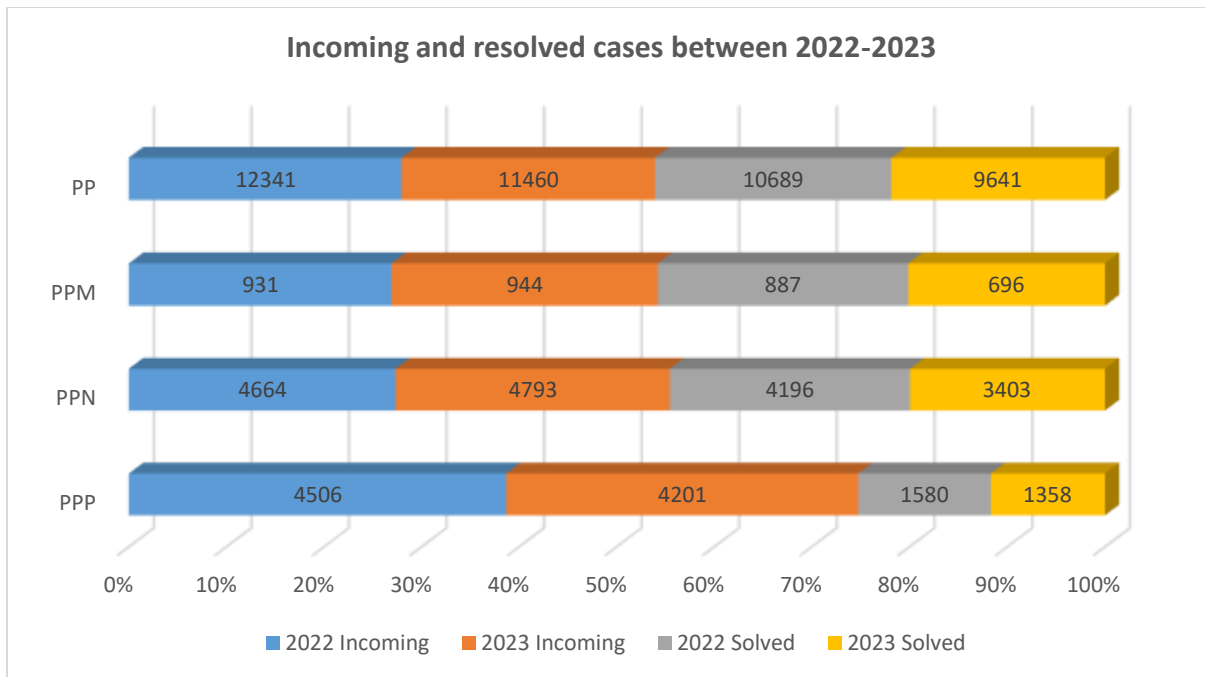
Based on the overview as given in Graph 16, the highest number of criminal reports - active cases goes to:

- Unknown Adult offenders of criminal offenses PP, 70,969 or 61.52%
- Adult offenders criminal offenses (PP) with 20,229 or 17.58%;
- Miscellaneous criminal offenses (PPN) 16,653 or 14.47%.
- Criminal offenses of juvenile offenders (PPM) 1.625 or 1.41%, and
- Criminal offenses of Appellate Prosecutions 4,125 or 3.58%;
- Cases of OCSP 685 or 0.59%.
- Cases of international legal aid (ILA) 773 or 0.67%.

From this graph, it is seen that there is no similar trend of the number of active cases based on nature and those solved. Despite the fact that the most active cases derive from PPP register, the highest number of cases solved is from PP Register with 17.58%.

4.7. Comparison of incoming and resolved cases between the first half years of 2022 and 2023

In the following Graph, it is shown only the comparison of criminal reports-cases (PP, PPM, PPN, PPP) incoming and solved during the first half years of 2022 – 2021:



Graph 17: Comparison of incoming and resolved cases between the first half year 2022-2023 for registers PP, PPM, PPN and PPP

The number of criminal reports of adult offenders (PP) incoming active during the first half year of 2023, compared to the same period of 2022 has decreased to 881 criminal reports or 7.13%. While the number of criminal reports of adult offenders (PP) solved in the first half year of 2023, compared to the same period of 2022, has decreased to 1,048 criminal reports or 9.80%.

The number of criminal reports of adult offenders (PPM) incoming active during the first half year of 2023, compared to the same period of the year 2022 has increased to 13 criminal reports or 1.39%. While the number of criminal reports of juvenile offenders (PPM) solved in 2023, compared to the same period of 2021, has decreased to 191 criminal reports or 21.53%.

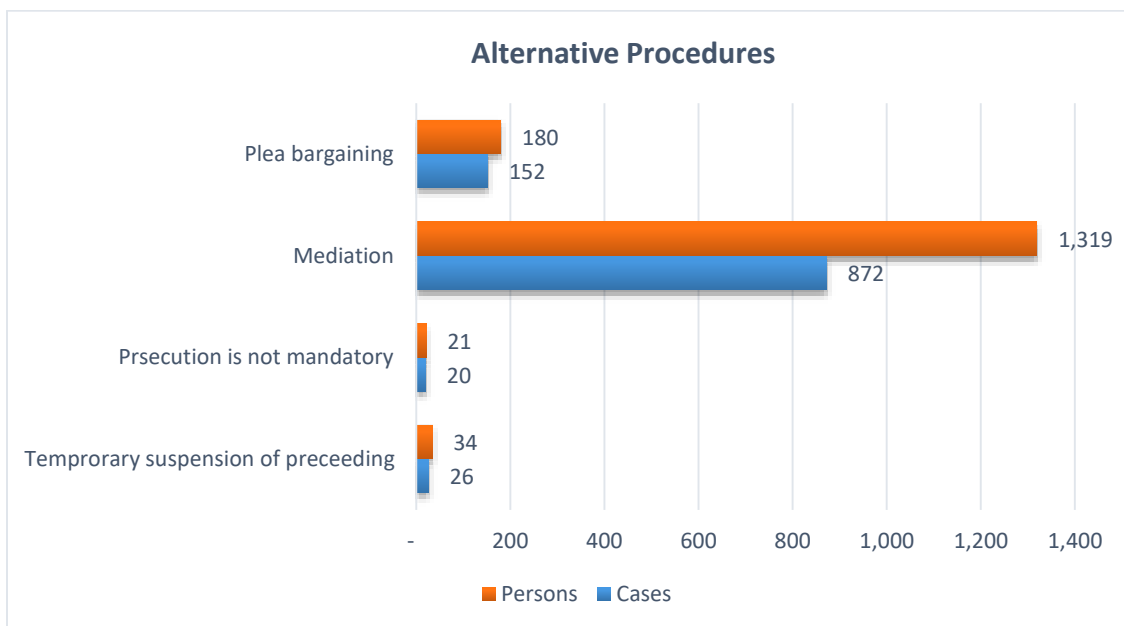
Number of other criminal cases (PPN), incoming active during the first half year of 2023, compared to the same period of 2022, has increased to 129 criminal charges or 2,76%. While the number of other criminal cases (PPN), solved during the first half year of 2023, compared to the same half year for 2022, has decreased to 793 or 18.89% cases.

The number of cases with unknown offenders (PPP) of criminal offenses, incoming active during the first six-month period of 2023, compared to the same half year of 2022, has decreased by 305 or 38.05%. While the number of cases with unknown offenders (PPP) of criminal offenses, solved during the first six month period of 2023, compared to 2022, has decreased by 222 or 14.05%.

4.8 Handling of cases with alternative and special procedures

Handling of cases with alternative procedures aims at bringing justice to the most reasonable time and discharging prosecutors from the burden of large numbers of cases. In this function, it is also the special procedure to issue punitive order

As a result of the work, the State Prosecutor has solved 1070 cases with during 1.554 persons during the first half year of 2023, 26 cases with 34 persons with temporary suspension of proceedings (Article 230), 20 cases with 21 persons under conditions when prosecution is not mandatory (Article 231), 872 cases with 1,319 persons in the mediation procedure (Article 232), 152 cases with 180 persons with indictment for the plea agreement (Article 233).



Graph 18: Solved cases with alternative and specific procedures

From the above data, it results from the total number of incoming cases in basic prosecutions (11,407 criminal reports - PP at all Basic Prosecutions) by the State Prosecutor through alternative procedures 1,070 cases or 9.38% with 1,554 persons from the 1,554 persons of solved or 12.95% of persons.

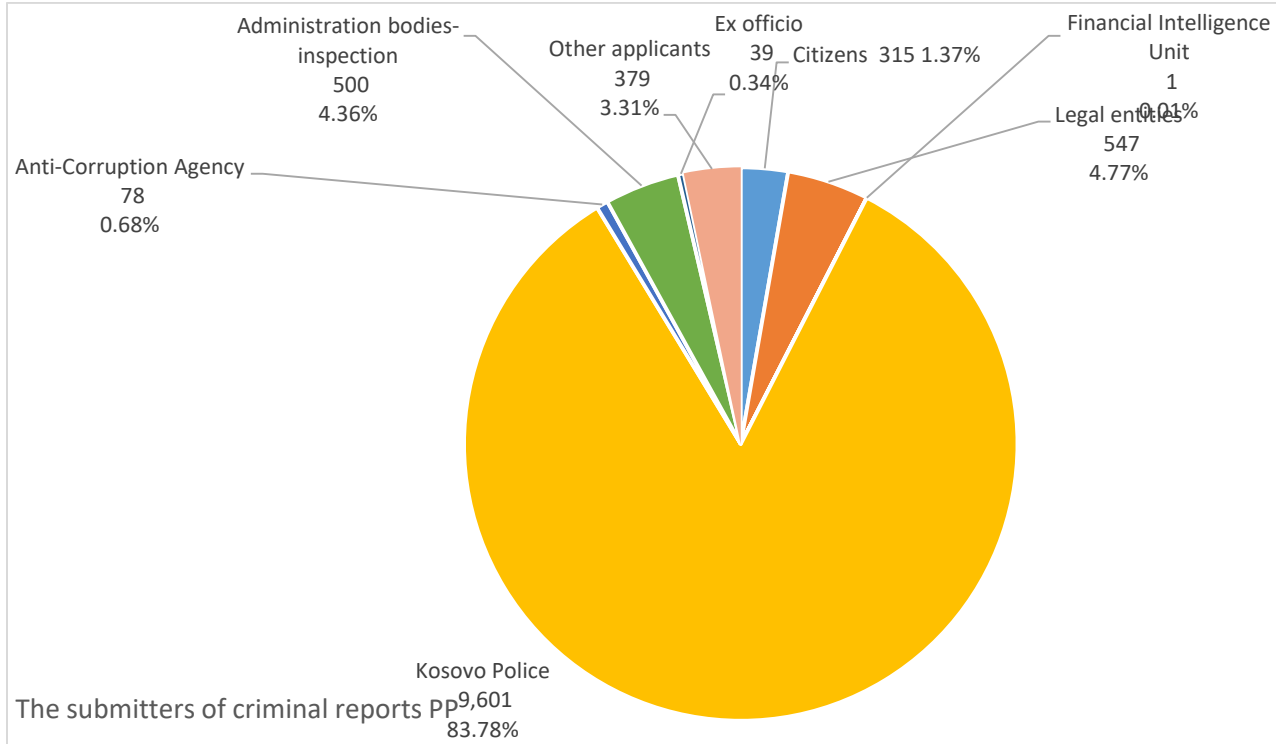
State Prosecutor also during the first half year of 2023 through indictment with a punitive order has solved in total 1,409 cases of persons.

5. Applicants of Criminal Reports

In this part, data will be presented regarding the applicant and number of applicants of criminal reports for the cases that have been incoming during the six months of 2023.

5.1 Applicants of criminal reports for criminal offenses of adult offenders (PP)

During the first half year of 2023, Basic Prosecution Offices and SPRK incoming a total of 11,460 criminal reports with 14,779 adult persons or at PP registry. These criminal reports were filed by:



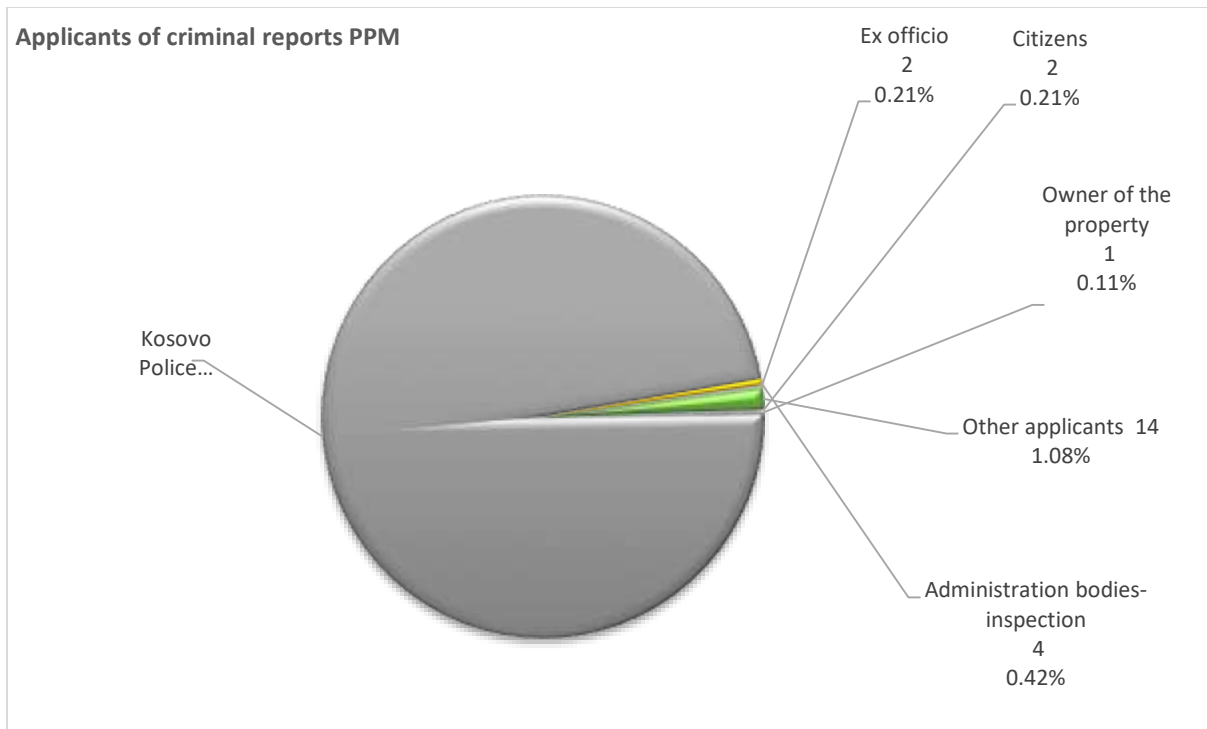
Graph 19: Applicants of Criminal Reports PP

From the statistical data for the applicants of criminal reports, it is noticed that the largest number of criminal reports was filed by Kosovo Police with 9,601 criminal reports or 83.77%.

5.2 Applicants of criminal reports against juvenile offenders of criminal offenses (PPM)

The Department of Juveniles (JDs) of the Basic Prosecution Office in the half year have received 944 criminal reports against 1,416 juvenile persons.

The largest number of criminal reports was submitted by the Kosovo Police with 921 reports or 97.56% of all PPM criminal reports, while all the Applicants are reflected in the graph as follows:



Graph 20: Applicants of criminal reports for criminal offenses committed by juvenile offenders PPJ

From this Graph it is seen that the largest number of criminal reports was filed by Kosovo Police with 921 criminal reports or 97.56% of all PPM criminal reports.

5.3 Criminal reports by Prosecution Offices

Based on the statistics on the number of criminal reports incoming during 2023, the following table shows the number of criminal reports incoming for adult offenders (PP), juvenile offenders (PPM), miscellaneous criminal cases (PPN) and unknown offenders of the criminal offenses (PPP) according to the territorial jurisdiction of the Basic Prosecutions and the SPRK.

BP+SPRK	PP Register		PPM Register		PP N Register		PPP Register		Total:	
	INCOMING CRIMINAL REPORTS	No of offenders	INCOMING CRIMINAL REPORTS	No of offenders	INCOMING CRIMINAL REPORTS	No of offenders	INCOMING CRIMINAL REPORTS	No of offenders	INCOMING CRIMINAL REPORTS	No of offenders
PRISTINA	5,098	6.372	435	618	1478	n N	2277	n N	9.288	6,990
Prizren	1.151	1.533	94	151	782	n N	342	n N	2.369	1,684
Peja	1.229	1.565	105	159	683	n N	306	n N	2.323	1.724
I bled	855	1.223	98	166	513	n N	288	n N	1.754	1.389
MITROVI Ca	1.066	1.297	58	78	383	n N	334	n N	1.841	1.375
Gjilan	1.109	1,340	56	73	489	n N	255	n N	1.909	1.413
Ferizaj	899	1.184	98	171	359	n N	396	n N	1.752	1.355
SPRK	53	265	0	0	106	n N	3	n N	162	265
Total:	11,460	14,779	944	1416	4793	n N	4201	n N	21.398	16.195

Table 3: Criminal reports - incoming cases for adult offenders (PP), juvenile offenders, (PPM), various criminal cases (PPN) and unknown offenders (PPP) of criminal cases by prosecution

6. Criminal reports - cases by departments within Basic Prosecutions

To see the workload and the results of the work of each prosecution office during the first six month period of 2023, data are shown as follows:

6.1. The Office of the Chief State Prosecutor

The Office of the Chief State Prosecutor of the Republic of Kosovo, during the first six month period of 2023 had a total of 685 active criminal cases.

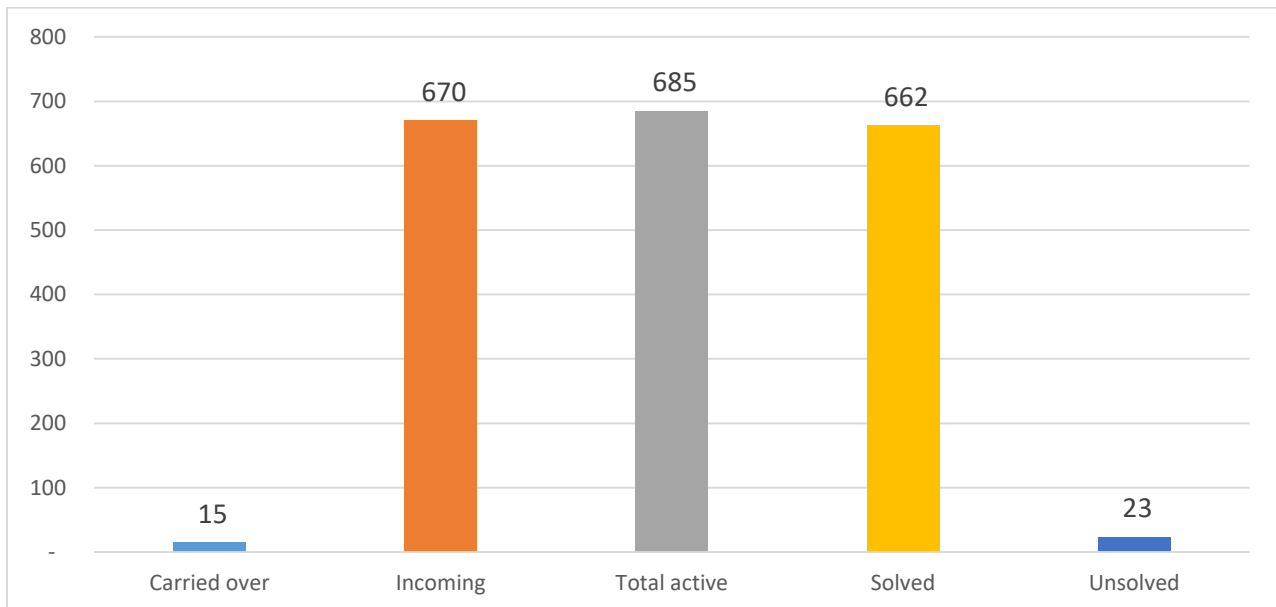
Out of them are as follows:

- 15 or 2.18% were unsolved cases from previous periods, whereas
- 670 or 97.81%, are cases that are incoming active during the half year.

Out of the number of active cases during the half year, the prosecutors at the Office of CSP have solved 662 or 96.52%, whereas at the end of the half year 23 cases or 3.38% of the cases that were active remained unresolved.

From the data presented above it can be seen that prosecutors at the Office of the Chief State Prosecutor during the first six month period of 2023 have solved 8 cases or 0.16% less than incoming.

The number of cases incoming at the Office of the Chief State Prosecutor during the first six month period of 2023 compared to the same period of 2022 *has decreased* for 90 cases or 13.13%.



Graph 21: Overview of incoming, carried over and unresolved cases of OCSP

6.1. The Office of the Chief State Prosecutor

The Chief State Prosecutor, as Chief of the institution of the State Prosecutor, with responsibility for the management and representation of the State Prosecutor and the structures of the prosecution offices, has in its competence the issuance of mandatory general rules, instructions and decisions for all Chief Prosecutors and Prosecutors aiming at enforcing legality, increasing efficiency, and implementing unique practices and legislation.

Chief State Prosecutor has jurisdiction over the entire territory of the Republic of Kosovo and has exclusive jurisdiction over cases at the third instance court level, Supreme Court, also over all cases subject to extraordinary legal remedies. Chief State Prosecutor may take in his/her competence any case at any Prosecution Office in the Republic of Kosovo in accordance with Law.

During the half year January - June 2023 Acting Chief State Prosecutor, Mr. Besim Kelmendi, had 37 incoming cases under A (Administrative) register and 6 cases AD (Disciplinary cases).

- Has issued consent on 4 complicated cases.
- 28 requests under Secret register have been subject to verification and other cases have been forwarded to the Prosecution Offices for further handling;
- Has appointed the National Coordinator for Elections;
- Has issued three more mandatory orders for state prosecutors;
- Instruction - Operational procedure during the review of complaints against decisions issued at the level of Basic Prosecution, SPRK and Appellate Prosecution
- Simplified instruction on confiscation
- Instruction on implementation of legal provisions under Article 154 of the Criminal Procedure Code

The Acting Chief State Prosecutor, Besim Kelmendi, together with the Chairman of the Prosecution Council of Kosovo, Jetish Maloku and the Chief Prosecutor of the Special Prosecution, Blerim Isufaj, have signed a memorandum of cooperation with the Head of the Office of the Council of Europe in Kosovo, Frank Power, for the implementation of the experience exchange program in the field of investigation and prosecution against money laundering, which will be implemented within the framework of the Joint Project of the European Union/Council of Europe against Economic Crime (PECK III).

He also signed a cooperation agreement with the General Auditor of Kosovo, Mrs. Vlora Spanca, which agreement defines the way of cooperation and coordination of inter-institutional activities and standard procedures in the exchange of information related to cases which, according to the Criminal Code of the Republic of Kosovo, represent criminal offenses, which were identified during the exercise of audit activities, presented by the National Audit Office at the State Prosecutor under the Code of Criminal Procedure.

Under the patronage of the Acting Chief State Prosecutor, Mr. Besim Kelmendi and supported by the US Embassy, the annual conference of Prosecutors' Association of Kosovo was held on March 25, 2023,

During the period January - June 2023, the Acting Chief State Prosecutor had held 3 collegiums with Chief Prosecutors of Prosecution Offices and prosecutors of the Office of Chief State Prosecutor.

The Acting Chief State Prosecutor, together with the Director of the Tax Administration of Kosovo (TAK), Ilir Murtezaj, supported by the UNDP Office in Kosovo, through the SAEK III Project, held a joint meeting with the institutional actors of the Republic of Kosovo for the intensification and coordination in the function of the development of the platform for criminal investigations on intelligent data, which platform derives from the joint agreement between OCSP and TAK.

Acting The Chief State Prosecutor, together with other members of the justice system, has signed the Joint Declaration with the Ministry of Justice, the Prosecution Council of Kosovo, the Kosovo Judicial Council, and the Supreme Court on the reform of justice.

During the period January - June 2023, the Acting Chief State Prosecutor; has held official meetings with representatives of local and international institutions and representatives of civil society.

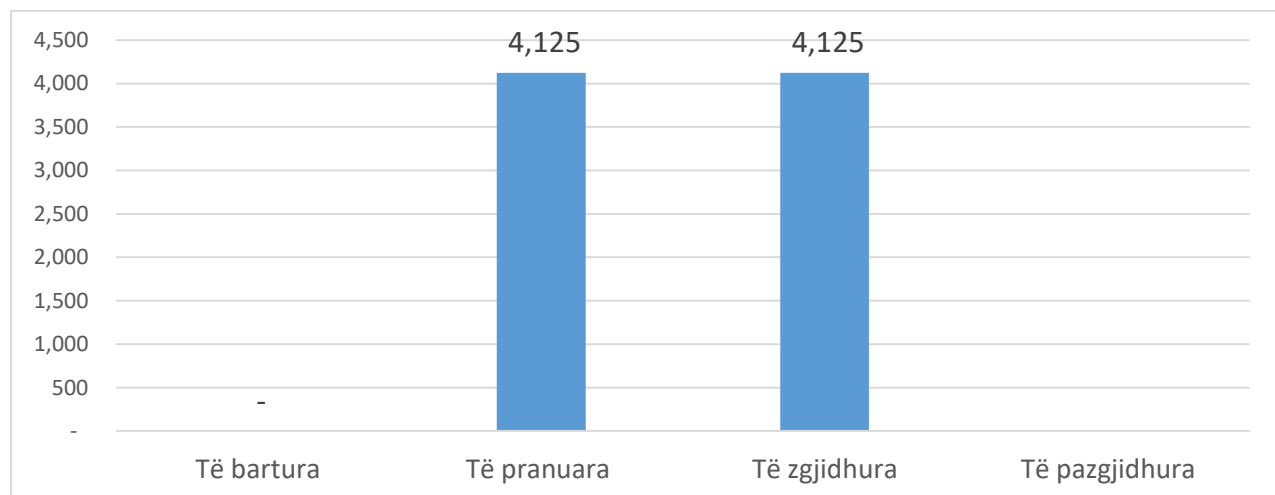
6.2 Appellate Prosecution

The Appellate Prosecution Office (AP) during the half year has had a total of 4,125 criminal cases. There have not been any cases transferred from 2022, while during the first half year 2023, incoming cases counted 4, 115 cases or 100% of active cases.

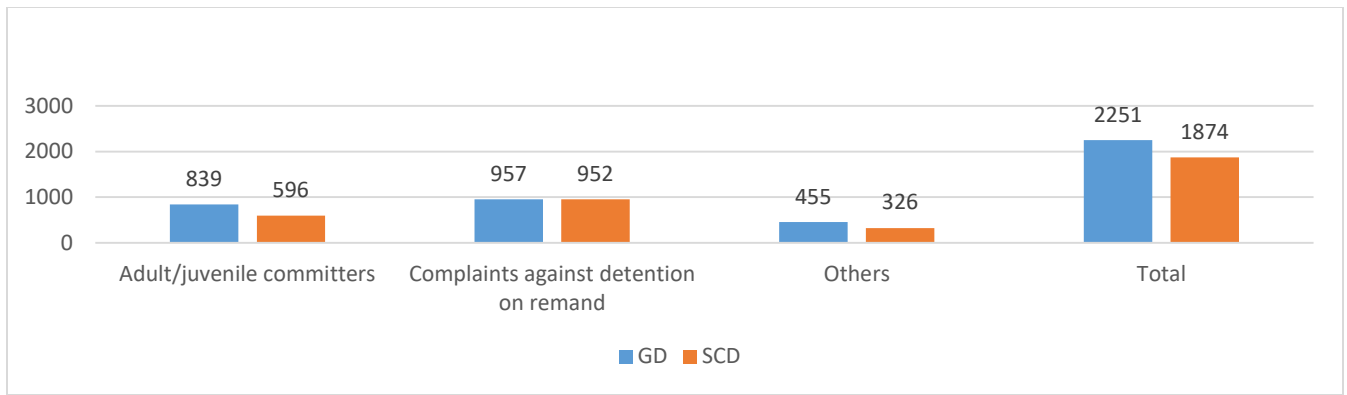
The Appellate Prosecution, during the half year from the active cases:

- 4,125 cases or 100%, has solved them, whereas
- 0 cases or 0.00% remained unsolved.

Out of the active cases, 1,874 or 45.43% cases have been SCD, while 2,251 or 54.56% belong to GP.



Graph 22: The overview of the cases carried over, resolved and unresolved in the Appellate and unresolved in the Appellate Prosecution



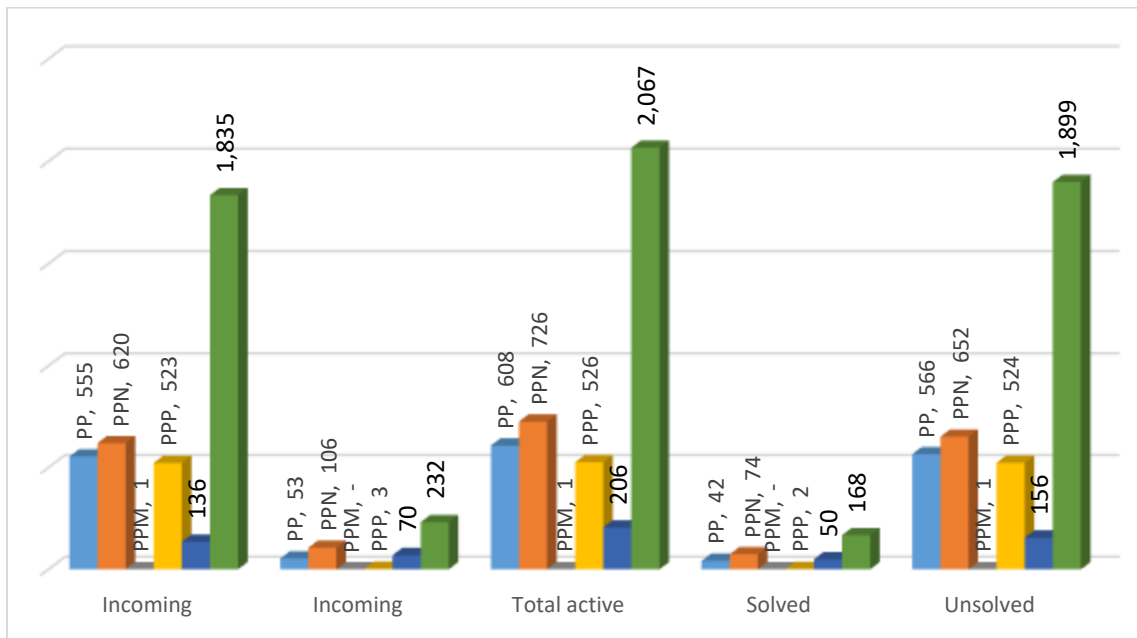
Graph 23: The nature of incoming cases at the Appellate Prosecution

Out of the active cases of Appellate Prosecution Office at SCD, in 1,874 cases, out of which 420 with adult offenders, 176 with juveniles, and 952 complaints against detention on remand, and 326 various cases. Whereas in the GD, out of 2,251 cases, 839 cases with adult offenders, 957 appeals against detention on remand and 455 cases are other.

6.3 Special Prosecution of the Republic of Kosovo

Special Prosecution of the Republic of Kosovo (SPRK) during first half year 2023, had 2,067 active criminal reports/cases in total based on all registers, whereas in PP register with known offenders (PP) there are 608 cases with 2,656 persons.

Out of these, 608 or 29.41% are criminal reports of adult offenders of criminal offenses, while 1,459 or 70.58% of criminal cases belong to the unknown offenders of the offenses of the Register (PPP), various criminal cases (PPN) and international legal aid (ILA) cases, as in the following table:



Graph 24: Criminal reports - cases remaining from previous years, incoming, solved and unsolved in SPRK.

From the chart, it is seen that the SPRK in the first half year 2023, had 232 incoming cases, while it has solved 168 cases or 72.41% of the incoming cases or 8.12% of active cases.

In 2,067 active cases, 168 cases were solved, while 1,899 cases remained unresolved. Out of 608 criminal reports, with 2,656 people as known offenders (PP), 146 of them were resolved in this way:

- 39 indictments filed after the investigation or 26.79% of persons;
- 29 investigations suspended or 19.86% of persons;
- 48 criminal reports dismissed or 32.87% of persons; and
- 30 cases ceded to competence or 20.54% of persons;

At the end of the half year, 566 investigations have remained incomplete in 2,510 cases or 94.50% of people, (as known PP offenders), of active cases.

6.3.1 Court decisions regarding indictments filed by SPRK Prosecutors

During this period, Courts deciding according to indictments filed by the SPRK prosecutors, issued 98 judicial decisions, as follows:

- They have found guilty and have rendered 48 conviction judgments or 48.97%;
- They have rejected an indictment against 5 persons or 5.10%, and
- 42 people acquitted of charges or 42.83%, and
- An indictments against 3 persons rejected or 3.06%,

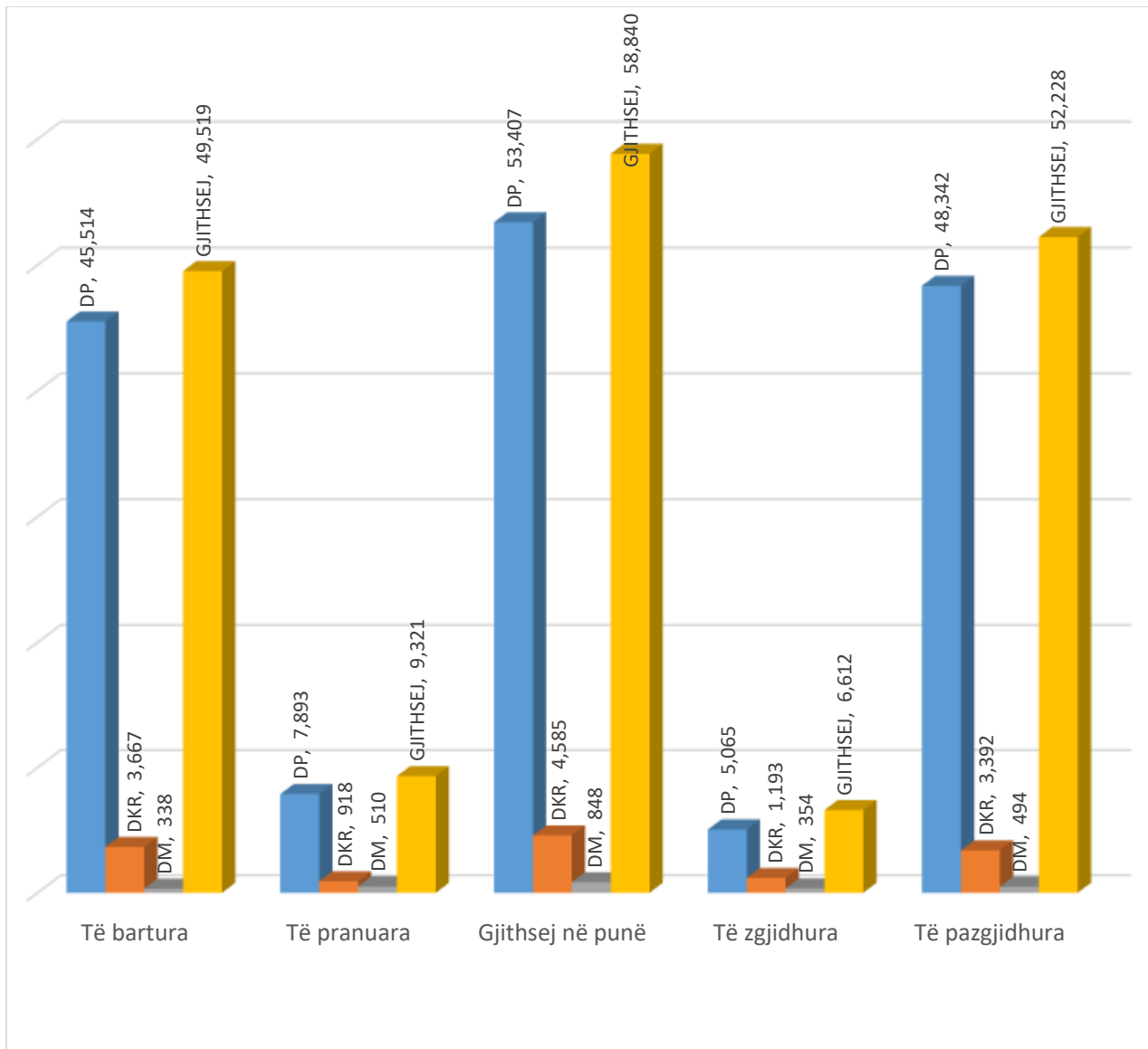
SPRK Prosecutors filed 36 appeals against court decisions, out of which 18 or 50% of appeals were filed only because of the decision on conviction.

6.4 Basic Prosecution in Prishtina

The core work at the Prosecution in this report will be presented by departments as well as through registers in order to create a comprehensive overview of their work.

The Basic Prosecution Office in Prishtina during the first six month period of 2023 had a total of 58,840 criminal reports, out of which according to the departments the situation is as follows:

Active and resolved cases by departments



Graph 25: Cases active and solved by departments at the BP of Pristina

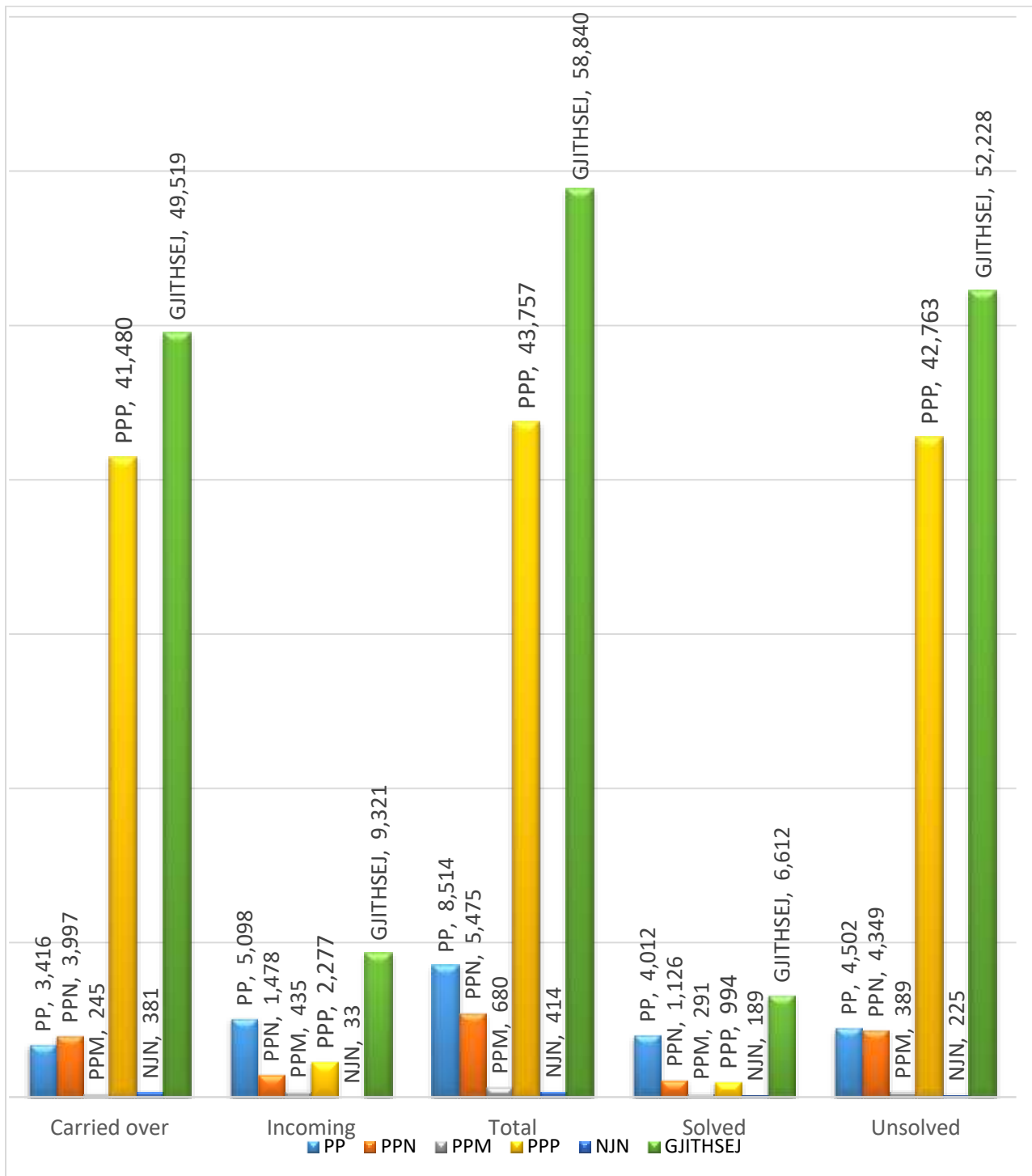
From these Graphs it can be seen that the Basic Prosecution in Prishtina in the GD has solved 2,828 cases *less* than incoming or 60.17% of the incoming cases. Generally, in the GD, BP of Prishtina has solved 5,065 cases or 9.48% of the active cases.

In the SCD, 275 *more* cases were solved than incoming or 129.95% of the incoming cases. Generally, SCD, BP of Prishtina has solved 1,193 cases, or 26.20% of the active cases.

JD has solved 156 cases *less* than incoming or 69.41% of incoming cases. Generally, JD, BP of Prishtina has solved 354 cases, or 41.74% of the active cases.

According to the records, the situation with active and resolved lies as follows:

Active and resolved cases by registers



Graph 26: Cases active and resolved according to registers at the BP of Pristina

Based on these graphs we can conclude that at BP Prishtina, has solved 1.086 cases in the PP register or less than incoming, or 78.69% of incoming cases. In total, from the PP register, BP in Prishtina has solved 4,012 cases or 47.12% of all active cases.

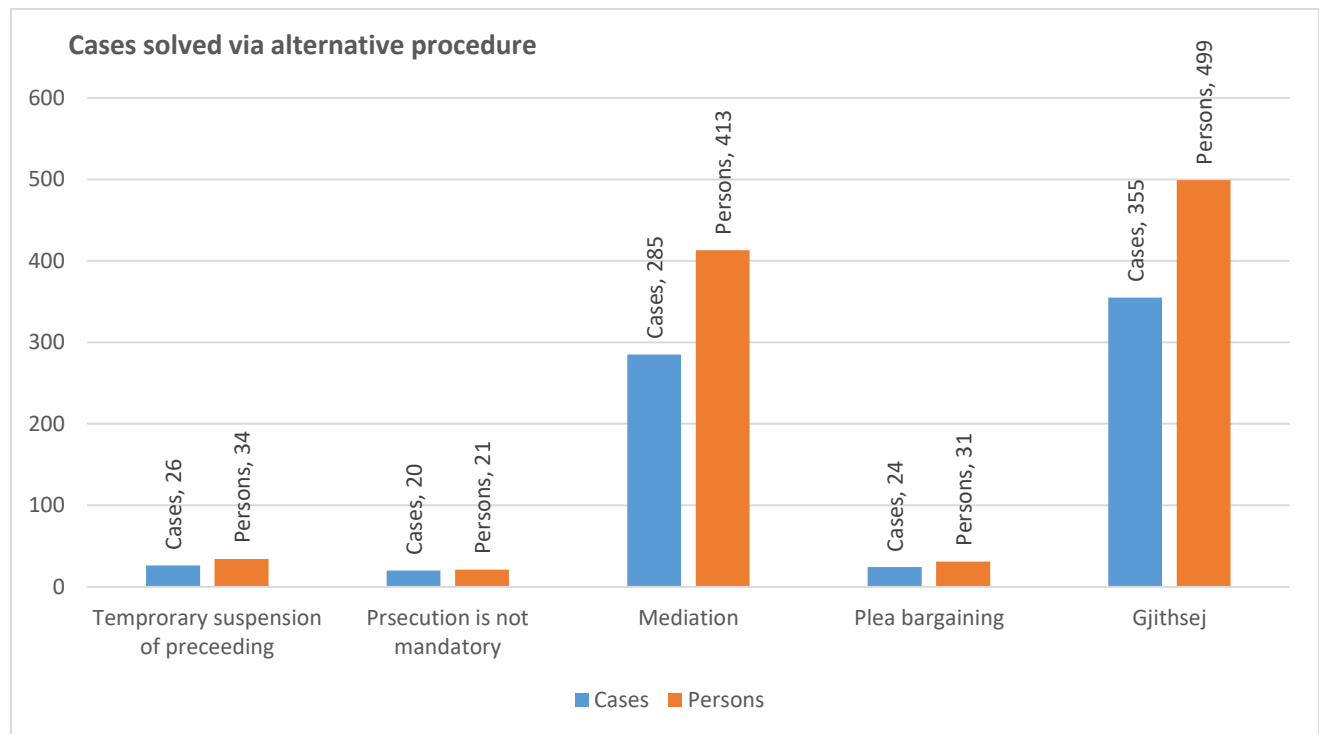
In the register PPN 352 cases solved *less*, or 76.18% of incoming cases. In total PPN, BP in Pristina. In total, from the PP register, BP in Prishtina has solved 1,126 cases or 20.56% of all active cases.

BP Prishtina solved 144 cases *less* than incoming from PPM register or 66.89% of the incoming cases. In total, from the PPM register, BP in Pristina has solved 291 cases or 42.79% of all active cases.

In the PPP register 1,283 cases less than incoming or 34.08%, whereas the total number of cases that were solved is 994 cases or 2.527 of all active cases.

In the SCD, 156 cases were solved *more* than incoming or 5.72% of the incoming cases. In total, from the ILA register, BP in Prishtina has solved 189 cases or 45.65% of all active cases.

Cases solved via alternative procedure:



Graph 27: Cases solved by alternative procedures at BP of Prishtina

6.4.1 Unit against Economic Crimes and Corruption

The Unit against Economic Crimes and Corruption (Unit) also operates within the SCD the Basic Prosecution Office in Prishtina.

In the framework of the Unit, during the first six months of 2023, a total of 264 criminal reports were filed against known offenders (PP), with a total of 635 people. Of this number, 95 cases with 249 people were carried over from previous years, while 169 criminal reports with 386 people were incoming. From the active number of criminal reports, 79 criminal

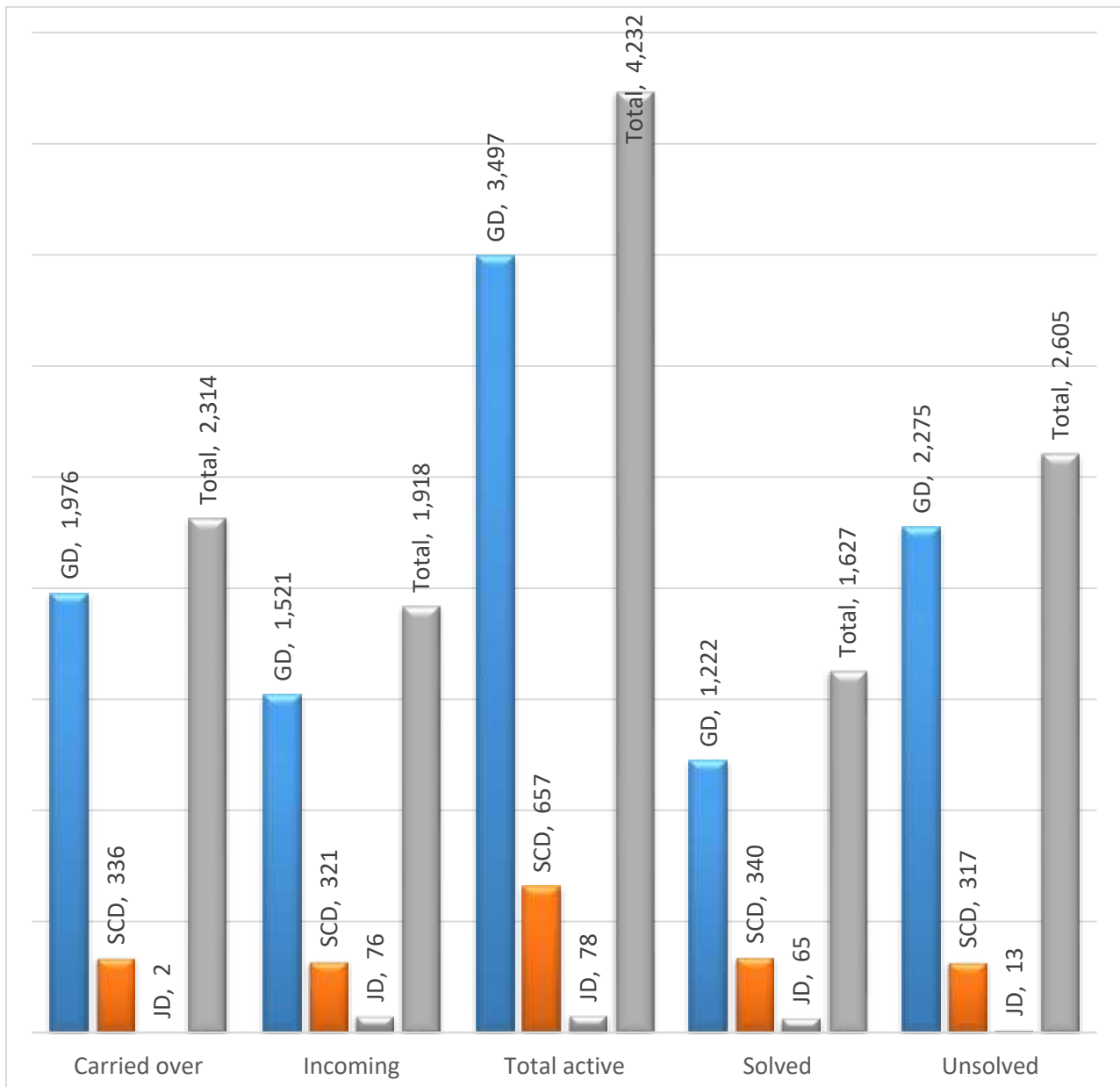
reports involving 184 persons were resolved, while at the end of the half year, 185 criminal reports involving 451 persons remained unresolved.

In the framework of the Unit during the first half of 2023, a total of 631 different criminal cases (PPN) were active, of which 420 cases were carried over while 211 cases were accepted. Regarding the resolution of cases, the prosecutors managed to resolve 116 PPN cases, while at the end of the half year, 515 cases remained unresolved.

6.5 Basic Prosecution Office in Gjilan

The Basic Prosecution Office in Gjilan during the first six months of 2023 had a total of 4,232 cases-criminal reports, of which, according to the departments, the situation is presented as follows:

Active and resolved cases by departments



Graph 28: Active and resolved cases by departments at the BP of Gjilan

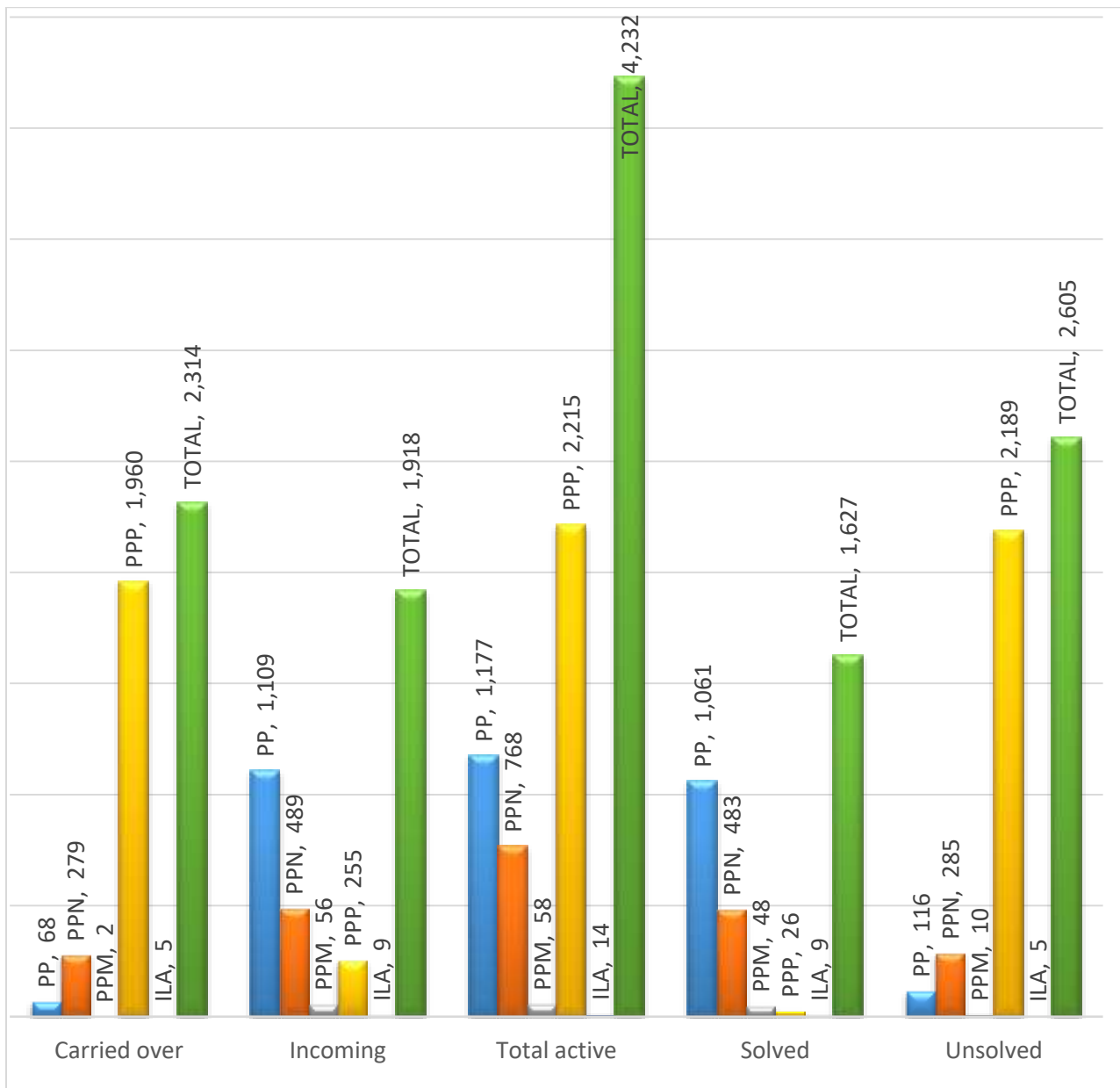
From these charts it can be seen that the Basic Prosecution in Gjilan, the GD has finished 299 cases *less* than incoming or 80.34% of the incoming cases. Generally in the GD, BP Gjilan has solved 1,222 cases or 34.94% of the active cases.

In DSC, 19 cases solved *more* cases than incoming or 105.91% of the incoming cases. Generally in SCD, BP Gjilan has solved 340 cases, or 51.26% of the active cases.

JD has solved 11 cases *less* than incoming or 85.52% of the incoming cases. In total JD solved 65 cases or 83.33% of all active cases.

According to the registers, the situation of active and resolved cases is as follows:

Active and resolved cases by registers



Graph 29: Active and resolved cases by registers BP Gjilan

Based on these data we can conclude that in BP in Gjilan, in the PP register has solved 48 cases less than incoming during the first half year 2023 or 95.67% of the incoming cases, or in general 1.061 cases or 90.14% of all active cases were solved.

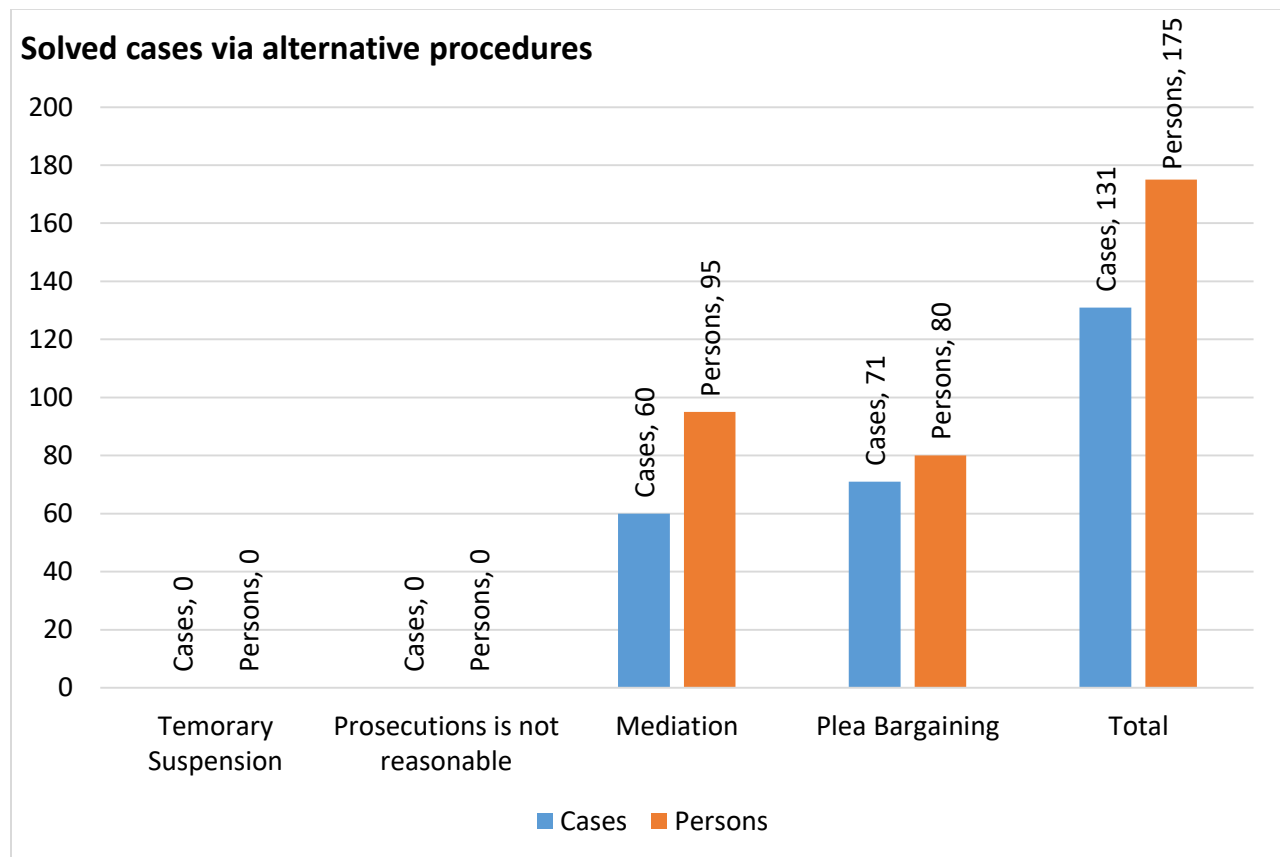
In the register PPN 6 cases were solved less than incoming or 98.77% of the incoming cases, whereas in total 483 cases or 77.74% of all active cases.

In the PPM register 8 cases were solved less than incoming or 85.71% of the incoming cases, whereas in total 48 cases or 84.26% of all active cases.

In the PPP register, 229 less cases than incoming or 92.25% of the incoming cases, whereas in total 68 cases or 82.75% of all active cases were solved.

In the ILA register 9 cases were resolved less than incoming or 100% of the incoming cases whereas in total 9 cases or 0.40% of all active cases.

Cases solved via alternative procedure:

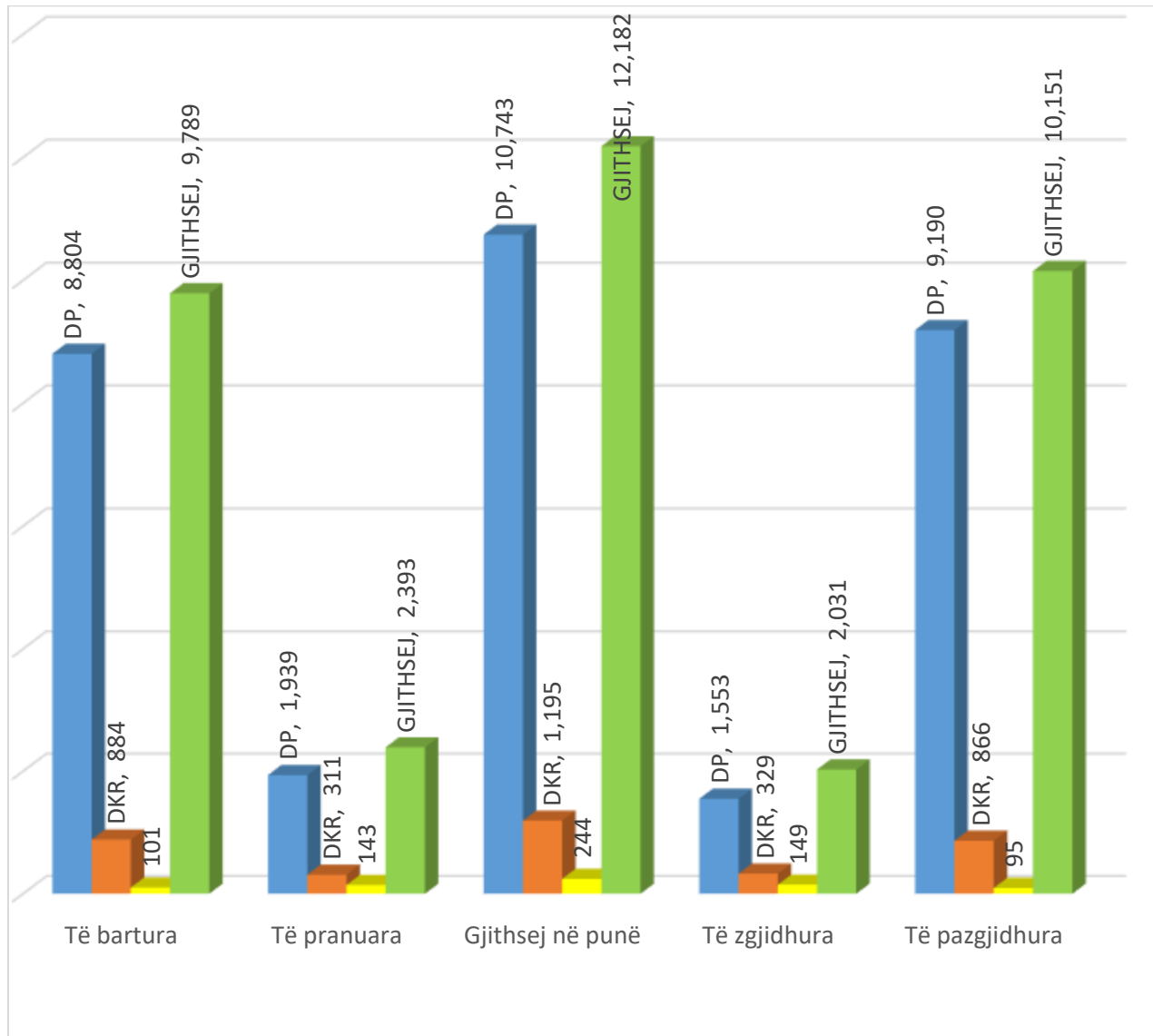


Graph 30: Cases solved by alternative procedure in BP Gjilan

6.6. Basic Prosecution in Prizren

The Basic Prosecution Prizren during six month period of 2023 had in total of 12,182 criminal reports/cases, out of which according to the departments the situation is as follows:

Active and resolved cases by department



Graph 31: Cases active and solved by departments at the BP of Prizren

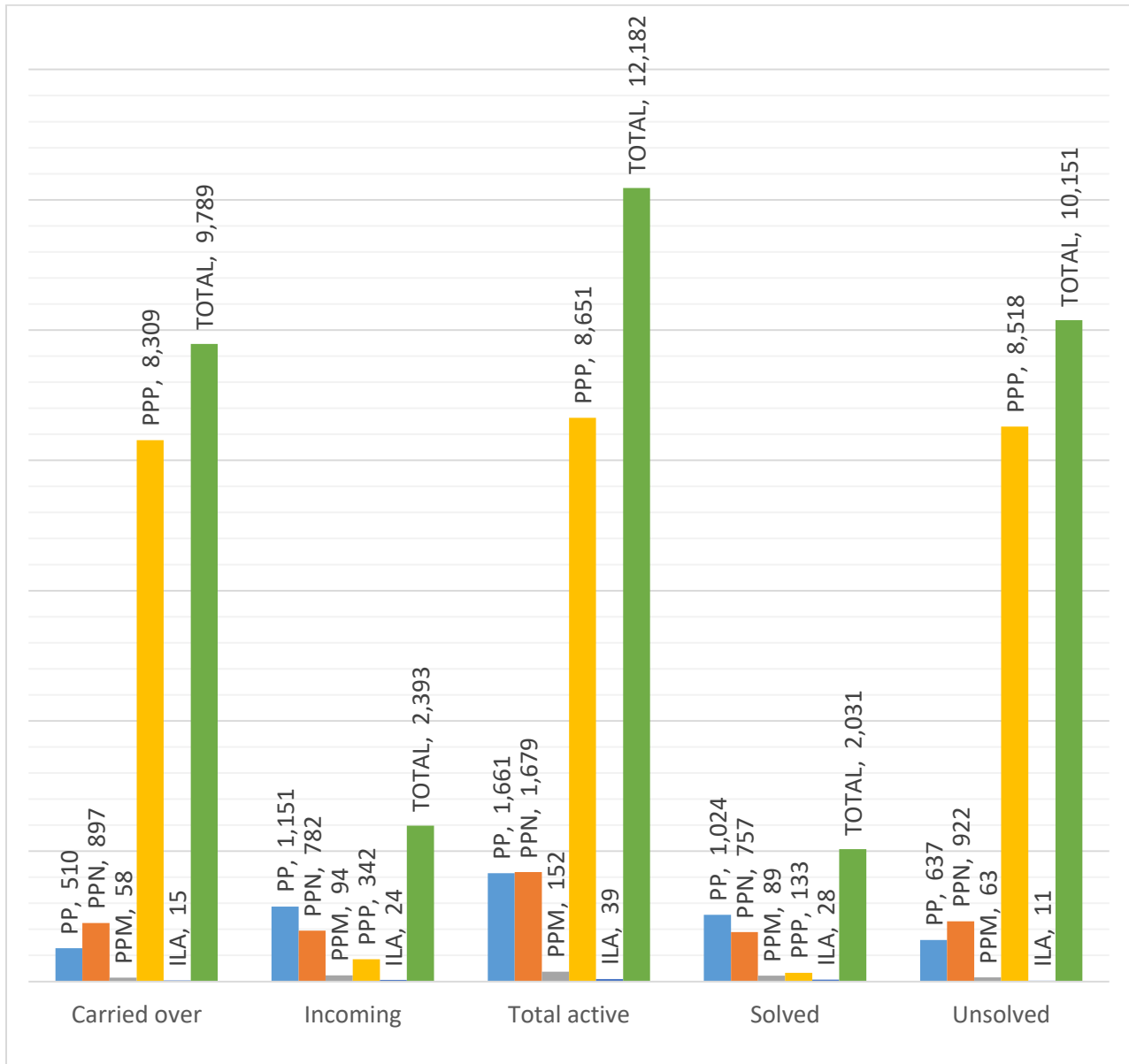
These data indicate that the Basic Prosecution in Prizren in the GD has solved 386 *less* cases than incoming or 83.89% of the incoming cases. Generally, the GD, BP Gjilan has solved 1,553 cases or 35.12% of the active cases.

SCD solved 18 cases more than incoming or 108.53% of the incoming cases. In general, SCD, BP of Prizren has solved 329 cases, or 44.35% of the active cases.

SCD solved 6 cases *more* than incoming or 117.41% of the incoming cases. Generally, SCD, BP Prizren has solved 149 cases, or 44.35% of the cases that have been in work.

According to the registers, the situation of active and resolved cases is as follows:

Active and resolved cases by registers



Graph 32: Cases active and resolved by registers at the BP of Prizren

Based on these data we can conclude that in BP in Prizren, been solved 127 cases of the PP register *less* than incoming during the first half year 2023 or 88.96% of the incoming cases, or in general 1.024 cases or 90.09% of all active cases were solved.

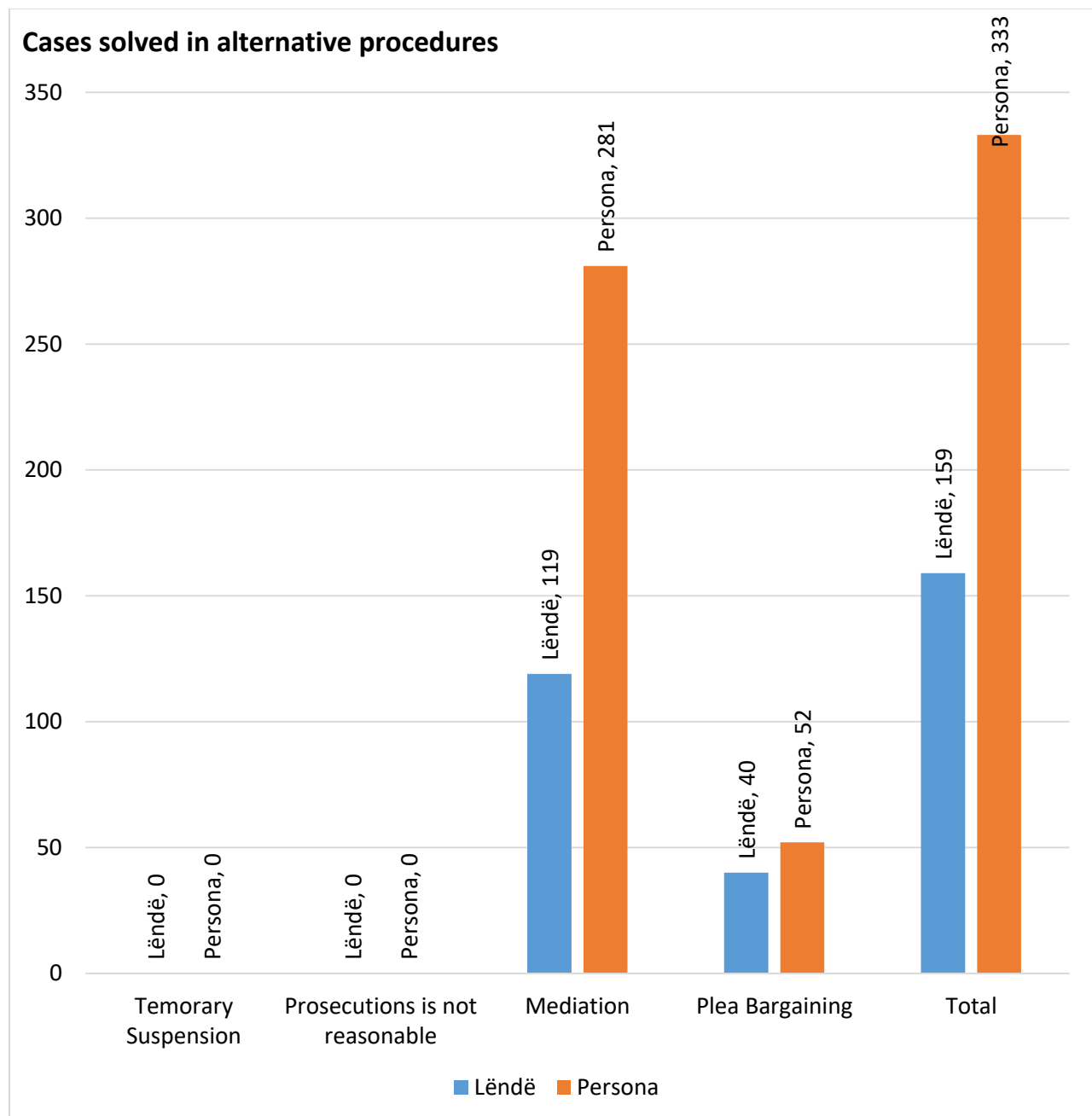
BP Prizren solved 25 in the PPN register less cases than incoming or 96.80% of the incoming cases. Calculated with the total number of cases that were active, 757 cases or 34.59% solved of all active cases.

BP Prizren solved 5 cases of the PPM register more or 94.68% of incoming cases, whereas taking into account the total number of cases that were active, 89 cases or 58.89% of all active cases were solved.

BP Prizren, from the PPM register, solved 407 cases less or 38.88% of cases that were incoming active or 1.53% of all active cases.

In the ILA register, 4 cases were solved more or 116.49% of incoming active cases, whereas 28 in total cases have been solved or 71.79% of all active cases.

Cases solved via alternative procedure:

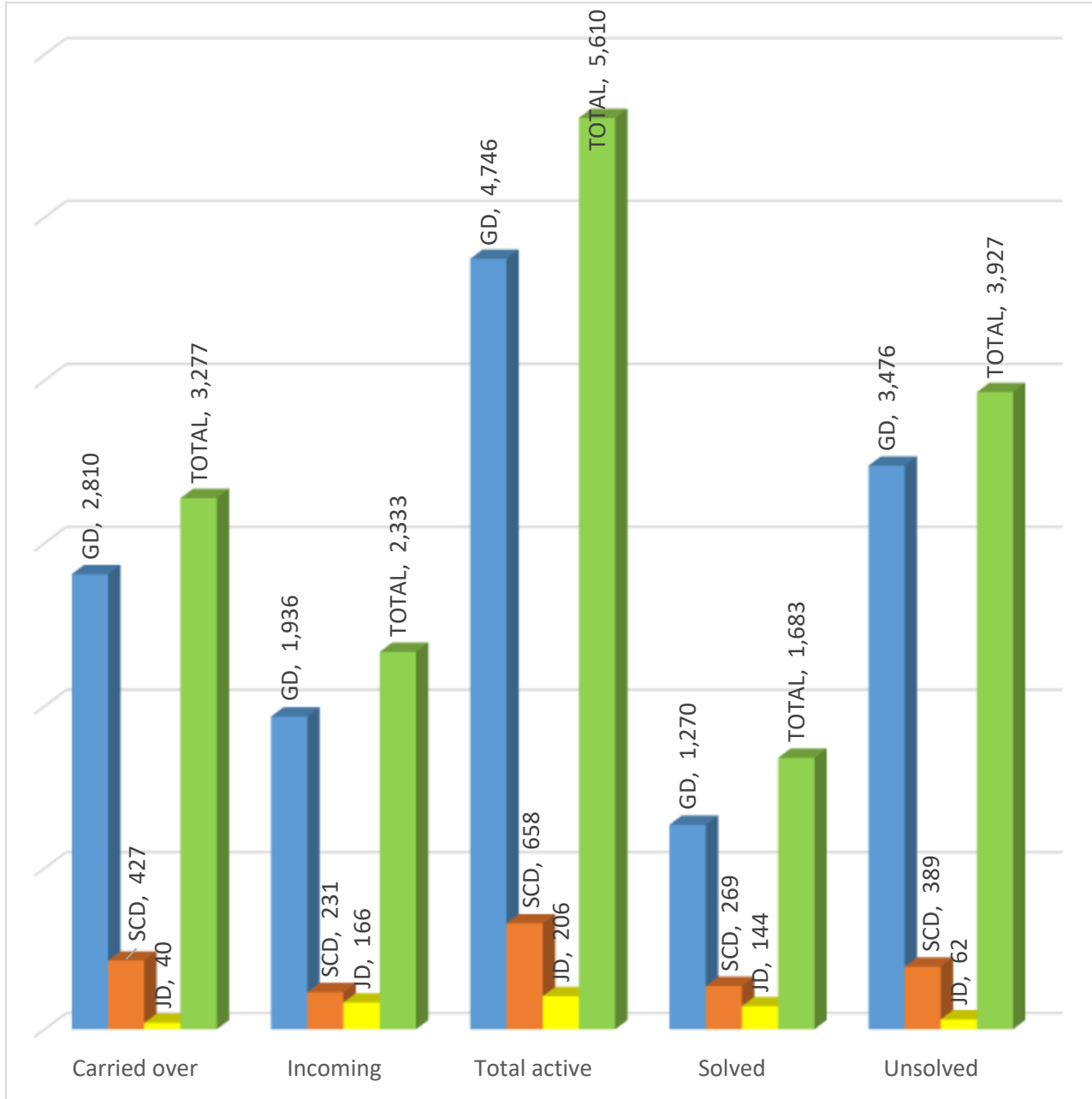


Graph 33: Cases solved in alternative procedure at the BP Prizren

6.7 Basic Prosecution in Peja

The Basic Prosecution Peja during the first six month period of 2023 had in total of 5,610 criminal reports/cases, out of which by departments the situation is as follows:

Active and resolved cases by department



Graph 34: Active and resolved cases by department of BP of Peja

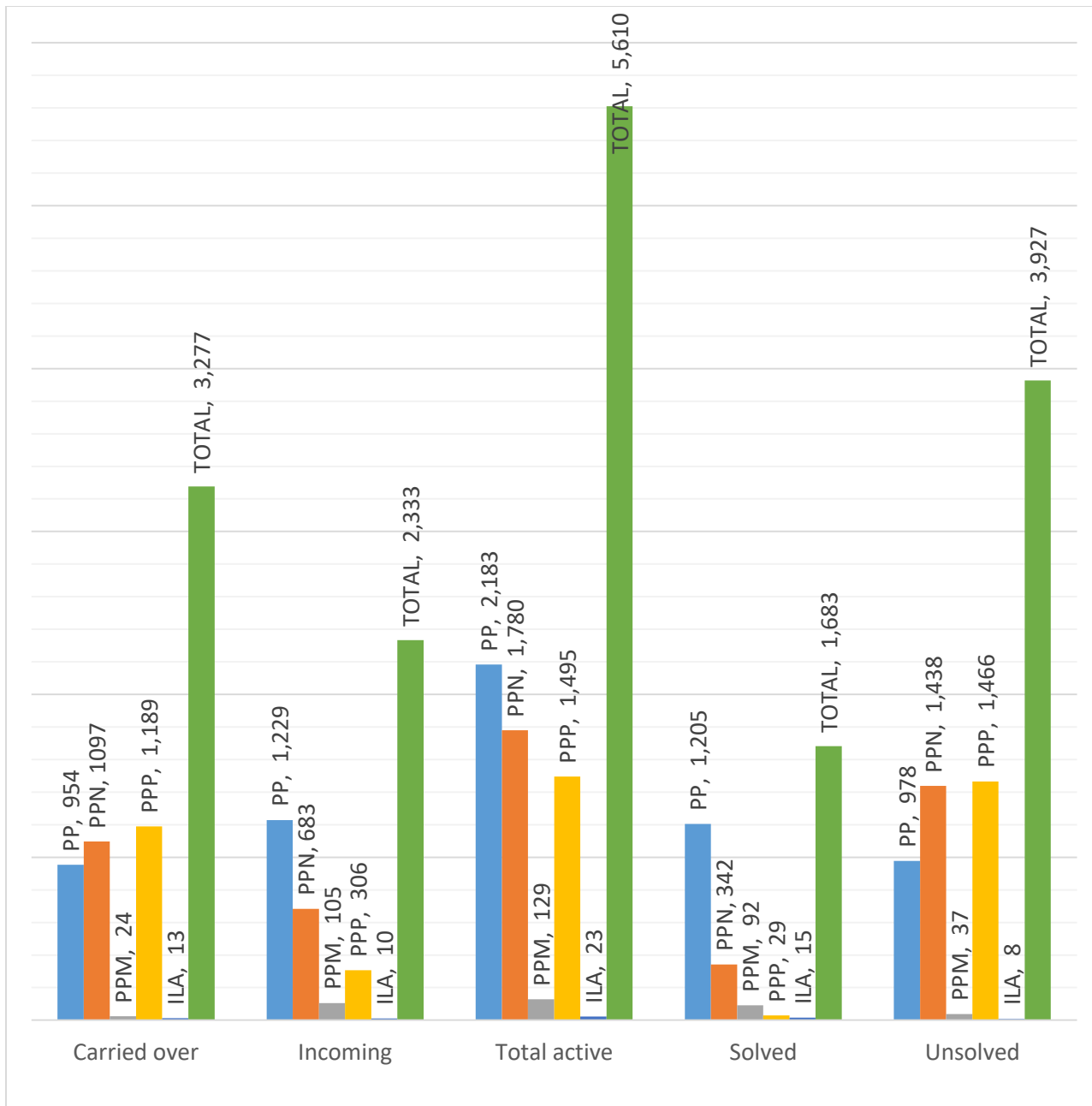
These data indicate that the Basic Prosecution in Peja - the GD has solved 666 less cases than incoming or 65.59% of the incoming cases. In general, GD, BP Peja has solved 1,270 cases or 26.75% of the active cases.

BP Peja - SCD solved 38 more cases than incoming or 116.45% of the incoming cases. In general, SCD, BP Peja has solved 269 cases, or 69.90% of active cases.

JD has solved 22 *less* cases than incoming during the year or 86.74% more. In total 144 cases solved or 69.90% of all active cases during the sixth period of 2023.

According to the registers, the situation of active and resolved cases is as follows:

Active and resolved cases by registers



Graph 35: Active cases and solved by departments at the BP of Peja

Based on these data we can conclude that in BP in Peja, has solved 24 cases from the PP register *less* than they incoming or 98.04% of the incoming cases, or in general has solved 1,205 cases 55.19% of all active cases.

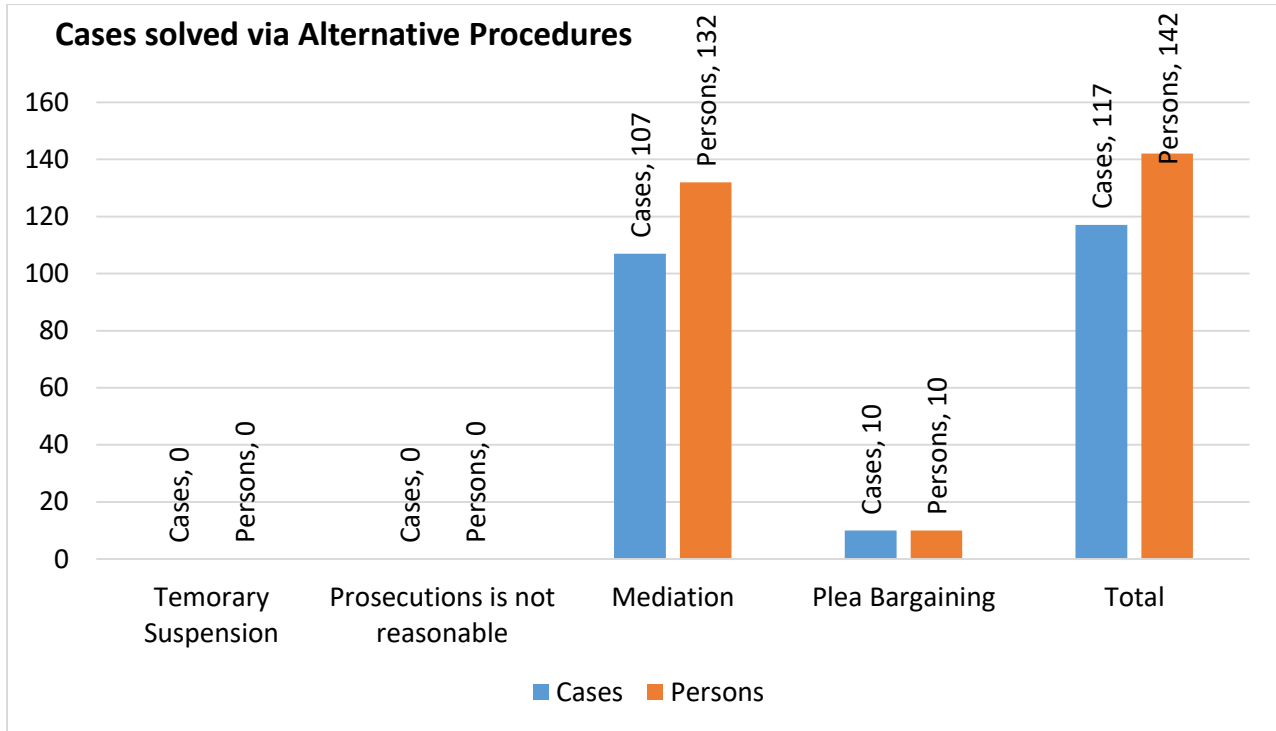
In the PPN register, 341 cases were resolved *less* than incoming or 50.07% of the incoming cases. Calculated with the total number of cases that were active, 342 cases of 19.21% of all active cases were solved.

In the PPM register 13 cases were solved *less* than incoming or 87.61% of active incoming cases, whereas 92 cases have been calculated with the total of cases or 71.31% of all active cases.

In the PPP register, 277 cases were resolved less than incoming or 9.47% of the incoming cases, while in total 29 or 1.93% of all active cases were resolved.

In the ILA register, 5 cases were solved more or 150% of incoming active cases, whereas 15 in total cases have been solved or 65.21% of all active cases.

Cases solved via alternative procedure:

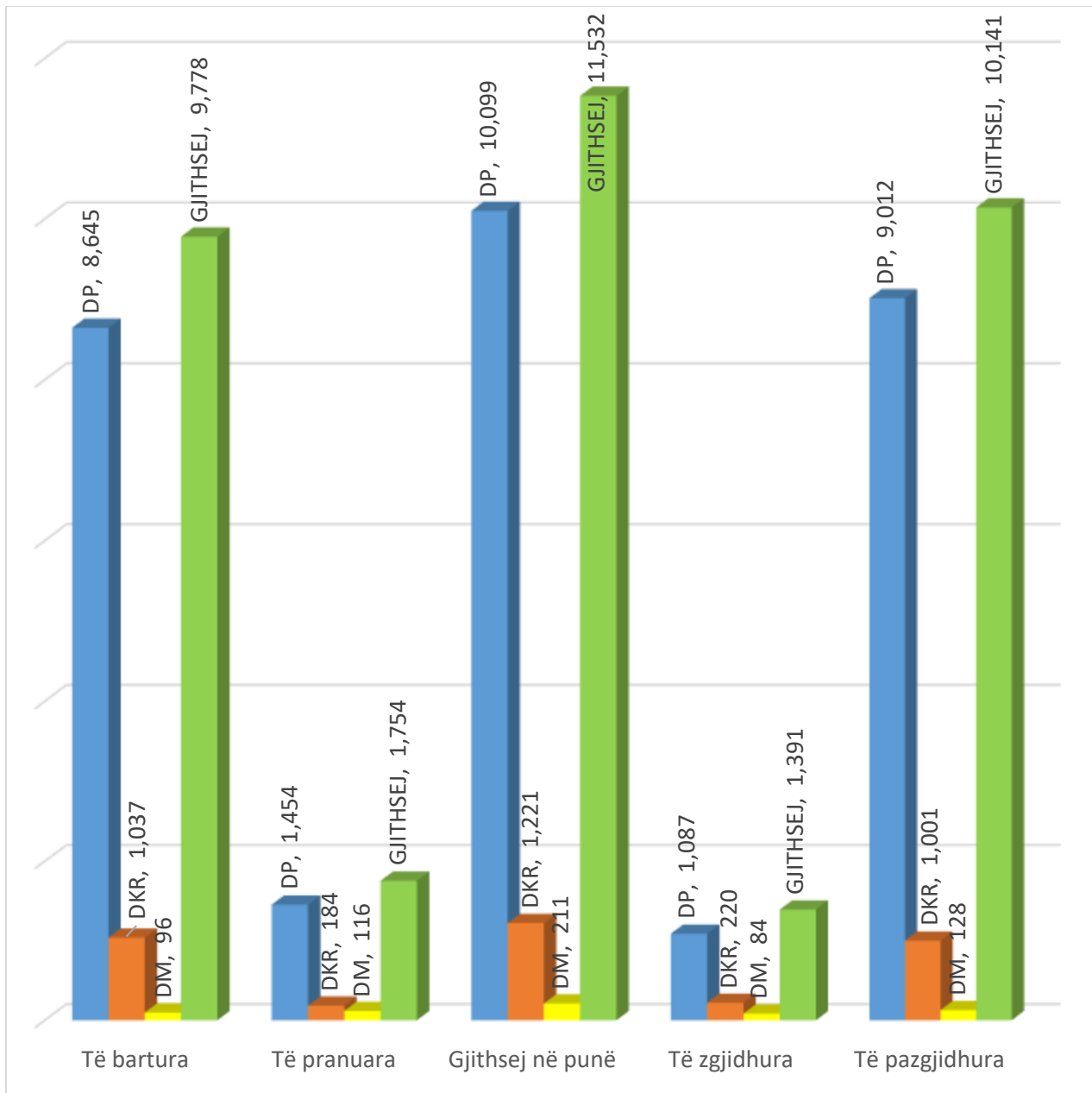


Graph 36: Cases solved by alternative procedure in BP Peja

6.8 Basic Prosecution in Ferizaj

The Basic Prosecution Ferizaj during the first six month period of 2023 has had in total of 11,532 criminal reports/cases, out of which according to the departments the situation is as follows:

Active and resolved cases by department



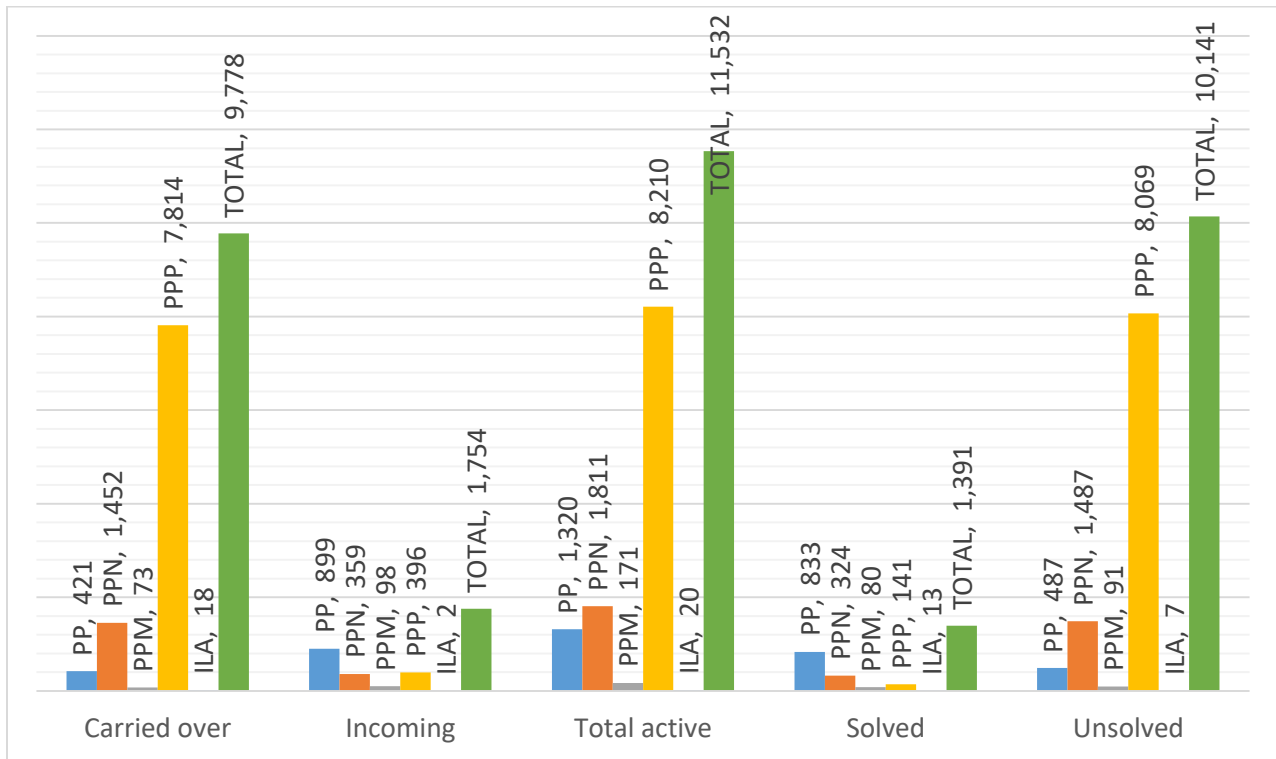
Graph 37: Active cases and solved by departments at the BP of Ferizaj

These data show that the Basic Prosecution Office in Ferizaj - DP has resolved 367 cases less than incoming or 74.75% of the incoming cases. Generally, the GD of BP Ferizaj has solved 1,087 cases or 10.76% of the cases that have been active.

BP Ferizaj SCD solved 36 *more* cases than incoming or 119.56% of the incoming cases. Generally in SCD, BP Ferizaj has solved 220 cases, or 18.01% of cases that have been active.

BP Ferizaj JM solved 32 cases less than he accepted active or 72.41% of the subjects he accepted, while compared to the number of subjects he had active, 39.62% were solved.

Active and resolved cases by registers



Graph 38: Active cases and solved by registers at the BP of Ferizaj

Based on these data we can conclude that in BP in Ferizaj, in the PP register has solved 66 cases *less* than incoming or 92.65% of the incoming cases, or in general has solved 833 cases 63.10% of all active cases.

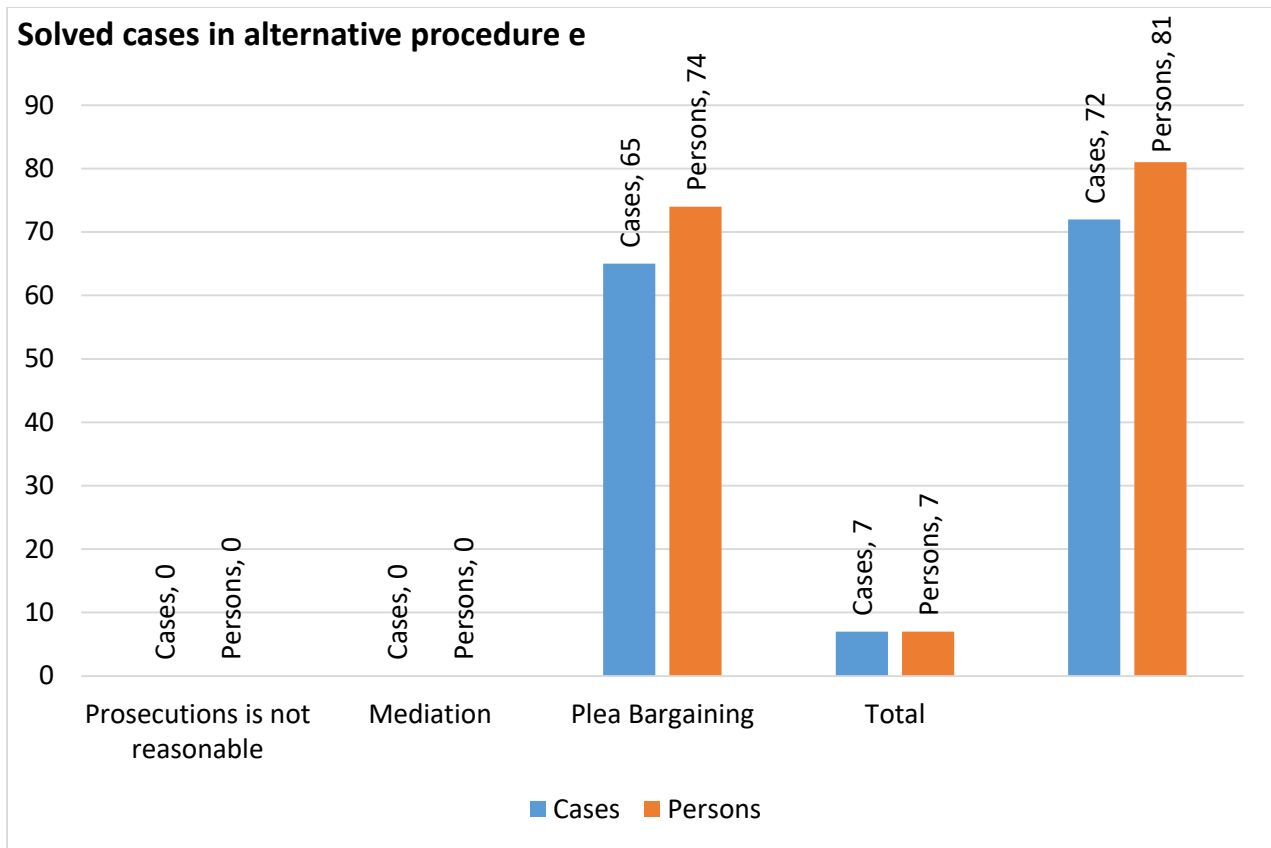
In the PPN register 35 cases were solved *less* than incoming or 90.95% of incoming cases during the year. Calculated with the total number of cases that were active, 324 or 17.89% of all active cases were solved.

In the PPM register 18 cases were solved *less* than incoming or 81.63% of incoming cases, whereas if we calculate it with the total of active cases or, it turns that 80 cases have been solved or 46.78% of all active cases.

In the PPP register, 255 cases were solved less than incoming, or 35.60% of the incoming cases, while in total 141 or 1.71% of all active cases were solved.

In the ILA register, 11 cases were solved *more than* incoming, or 650% of the incoming cases, while in total 13 cases or 65% of all active cases were solved.

Cases solved via alternative procedure:

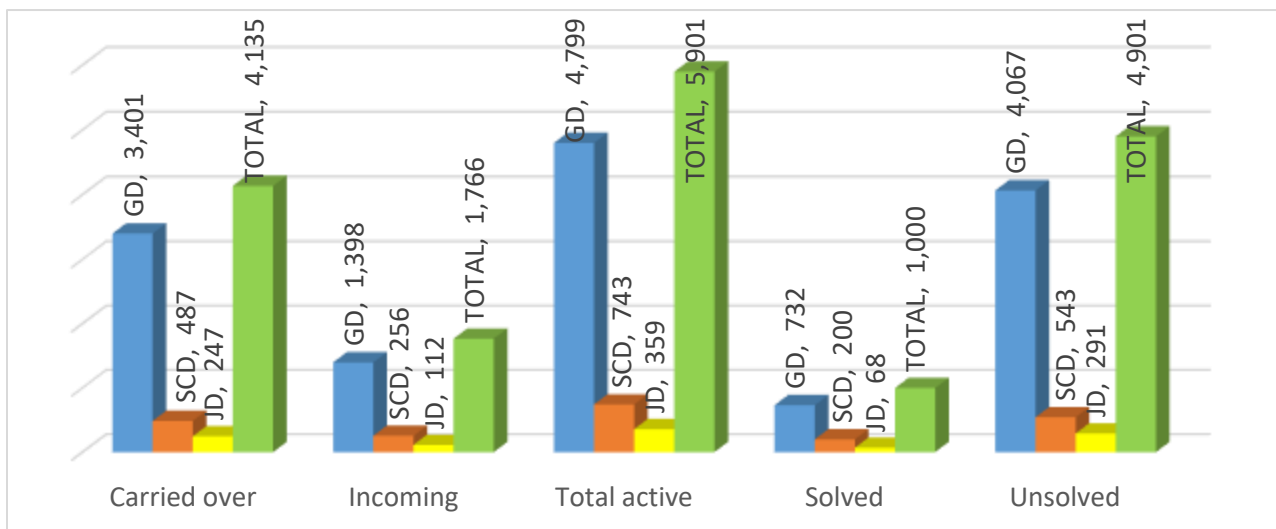


Graph 39: Cases solved by alternative procedure in BP Ferizaj

6.9 Basic Prosecution in Gjakova

The Basic Prosecution Gjakova during the first six month period of 2023 has had in total of 5,901 criminal reports/cases, out of which according to the departments the situation is as follows:

Active and resolved cases by department



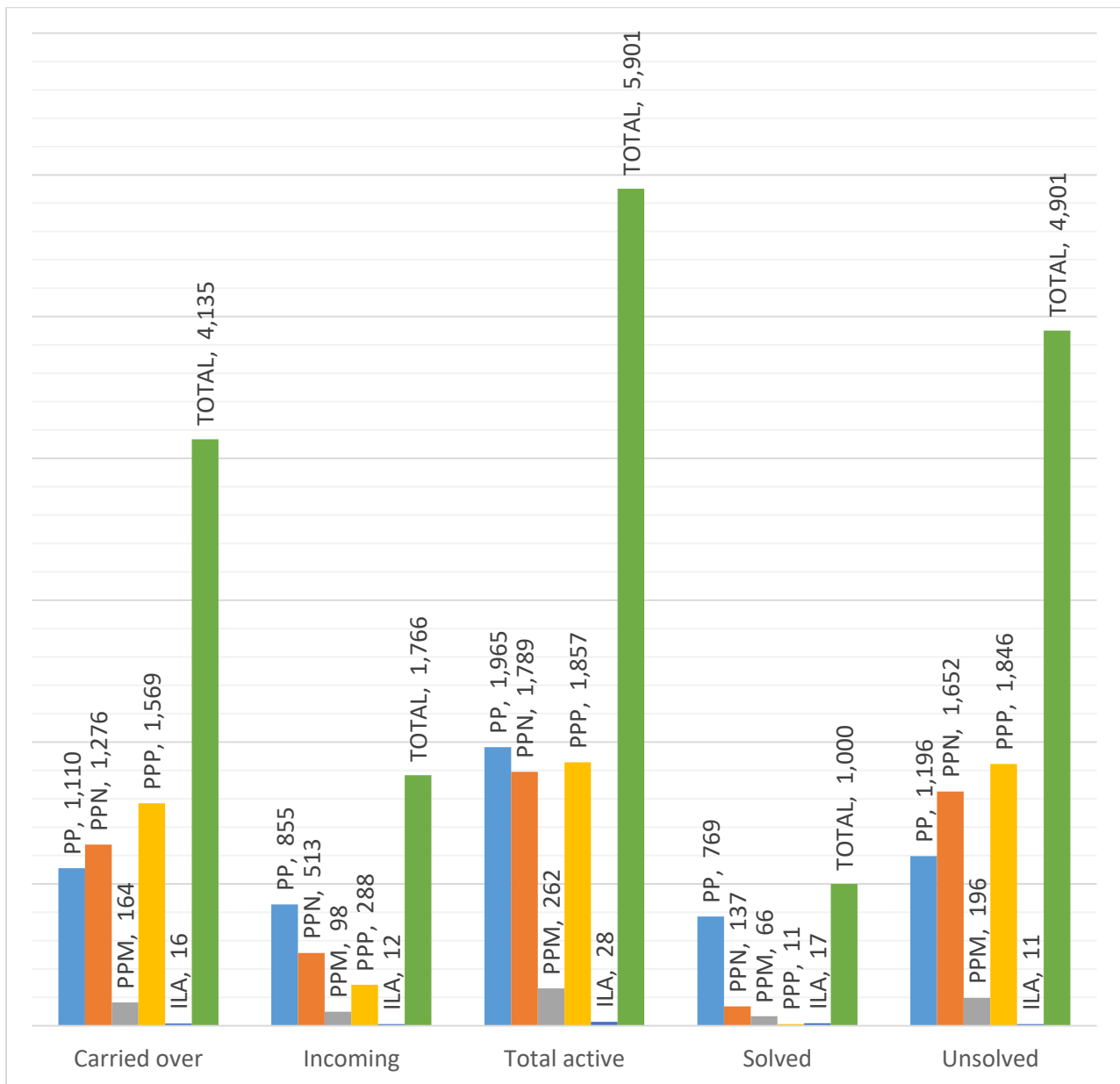
Graph 40: Cases active and solved by departments at the BP of Gjakove

These data indicate that the Basic Prosecution in Gjakova in the GD has solved 666 less cases than incoming or 52.36% of the incoming cases. Generally, in the DP, BP of Gjakova has solved 732 cases or 15.25% of the active cases.

In DSC were solved 56 *less* cases than incoming or 14.30% of the incoming cases. Generally, JD, BP of Gjakova has solved 200 cases, or 26.91% of the active cases.

JD has solved 44 cases *less* than incoming or 60.71% of incoming cases, while in total 68 cases were solved or 18.94% of active cases during the first six month period of 2023.

Active and resolved cases by registers



Graph 41: Cases active and solved by registers at the BP of Gjakove

Based on these graphs we can conclude that at BP Gjakova, 86 cases less than incoming, or 89.94% of cases were conducted in the PP register. Calculated with the total number of active cases, 769 or 39.13% of all active cases were solved.

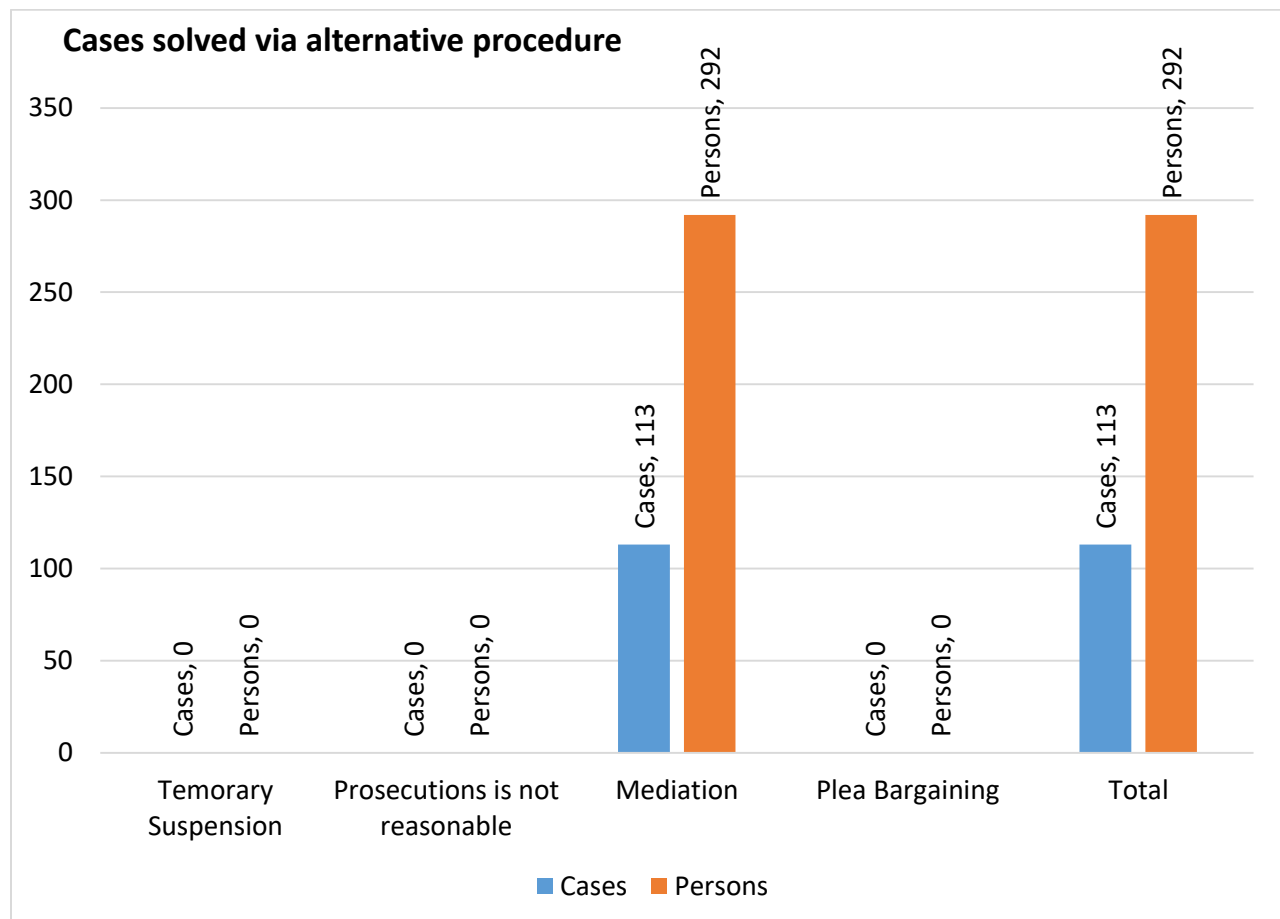
376 cases solved in the PPN register *less than* 26, 70% of incoming cases. Calculated with the total number of cases that were active, 137 cases or 7.65% of all active cases were solved.

In the PPM register, 32 cases were solved *less than* incoming or 67.34% of incoming cases. Whereas it has been calculated with the total of 66 active cases or 25.19% of all active cases were solved.

In the PPP register 277 cases were resolved *less than* incoming or 3.81% of the incoming cases, or in total 11 cases or 0.59% of all active cases.

In the ILA register, 5 cases were solved *more* than incoming, or 141% of the incoming cases, while in total 17 cases or 60.71% of all active cases were solved.

Cases solved via alternative procedure:

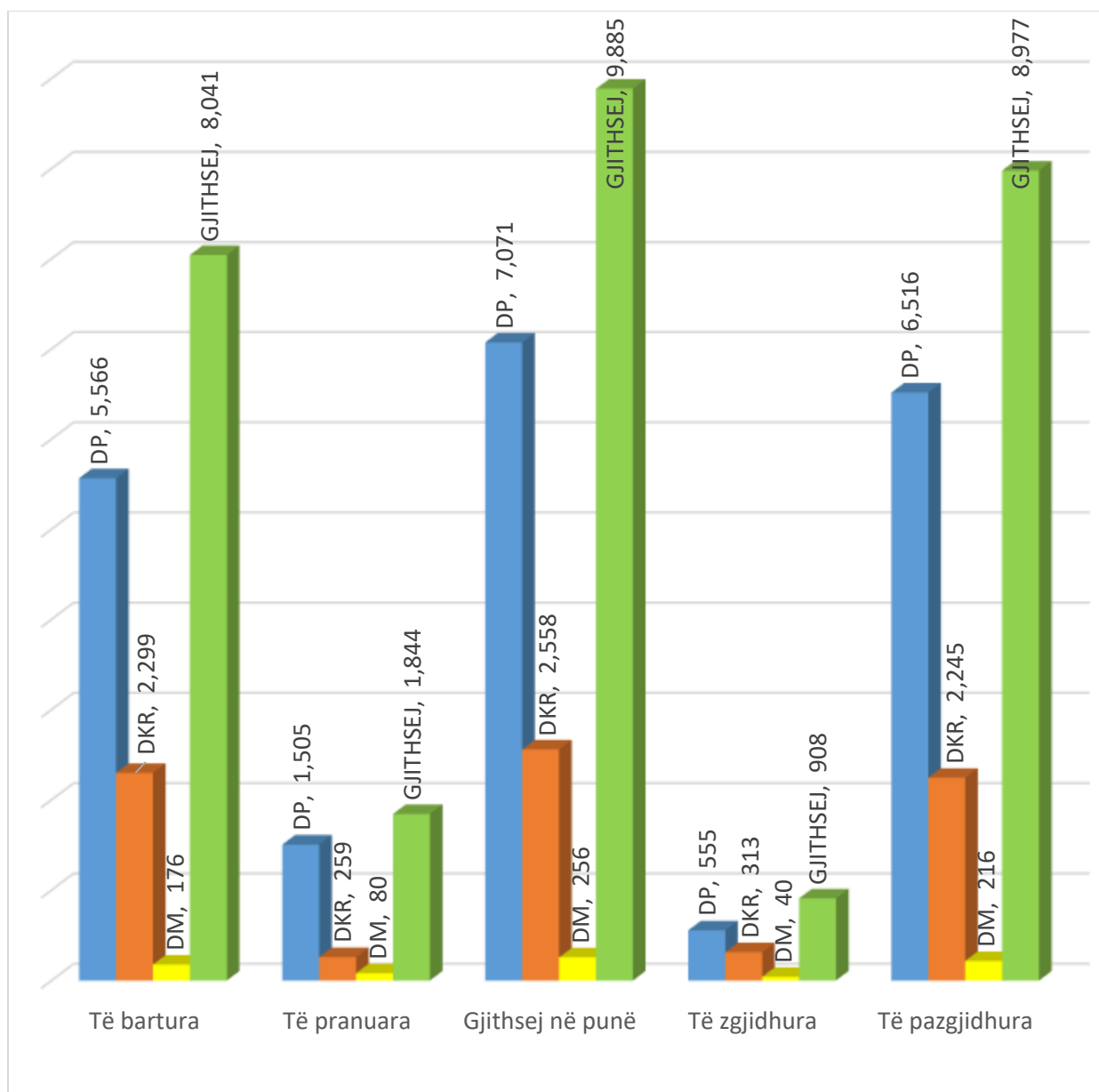


Graph 42: Cases solved by alternative procedure in BP Gjakova

6.10 Basic Prosecution in Mitrovica

The Basic Prosecution Mitrovica during the first six month period of 2023 had in total of 9,885 criminal reports/cases, out of which by departments the situation is as follows:

Active and resolved cases by department



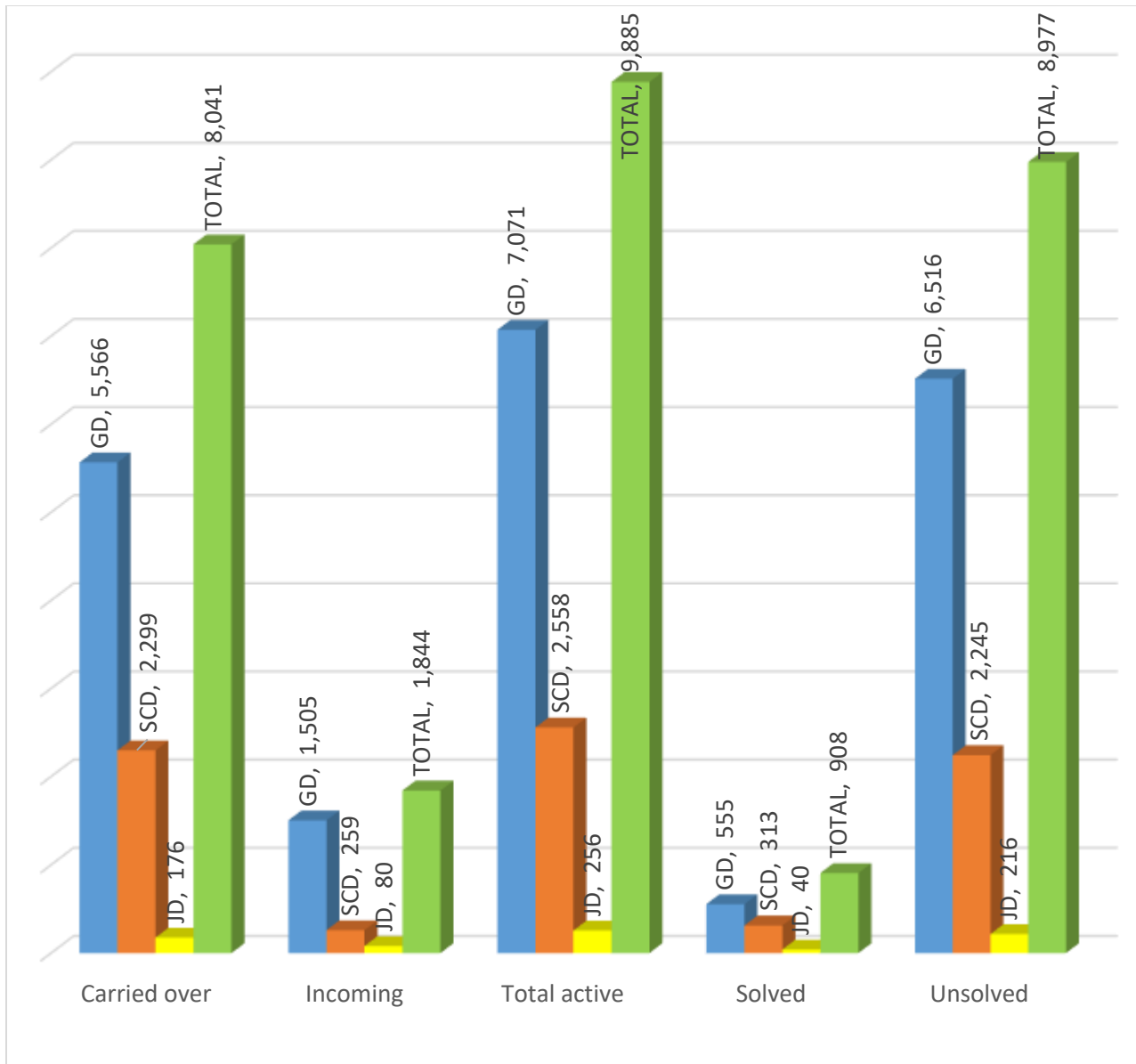
Graph 43: Work in progress and resolved by department at BP Mitrovica

These data indicate that the Basic Prosecution in Prizren in the GD has solved 950 less cases than incoming or 36.87% of the incoming cases. Generally in the GD, BP Mitrovica has solved 555 cases or 7.84% of the active cases.

DSC solved 54 *more* cases than incoming or 120.84% of the incoming cases. Generally in SCD, BP Mitrovica has solved 313 cases, or 12.23% of the active cases.

JD has solved 40 cases less than incoming cases or 50% of the incoming cases. In JD 40 cases were solved in total or 15.62% of active cases.

Active and resolved cases by registers



Graph 44: Active and resolved cases by departments at the BP of Mitrovica

Based on these graphs we can conclude that at BP Mitrovica, 371 cases less than incoming, or 65.19% of cases were solved of all active cases. In total, 695 cases or 65.99% of all active cases were solved.

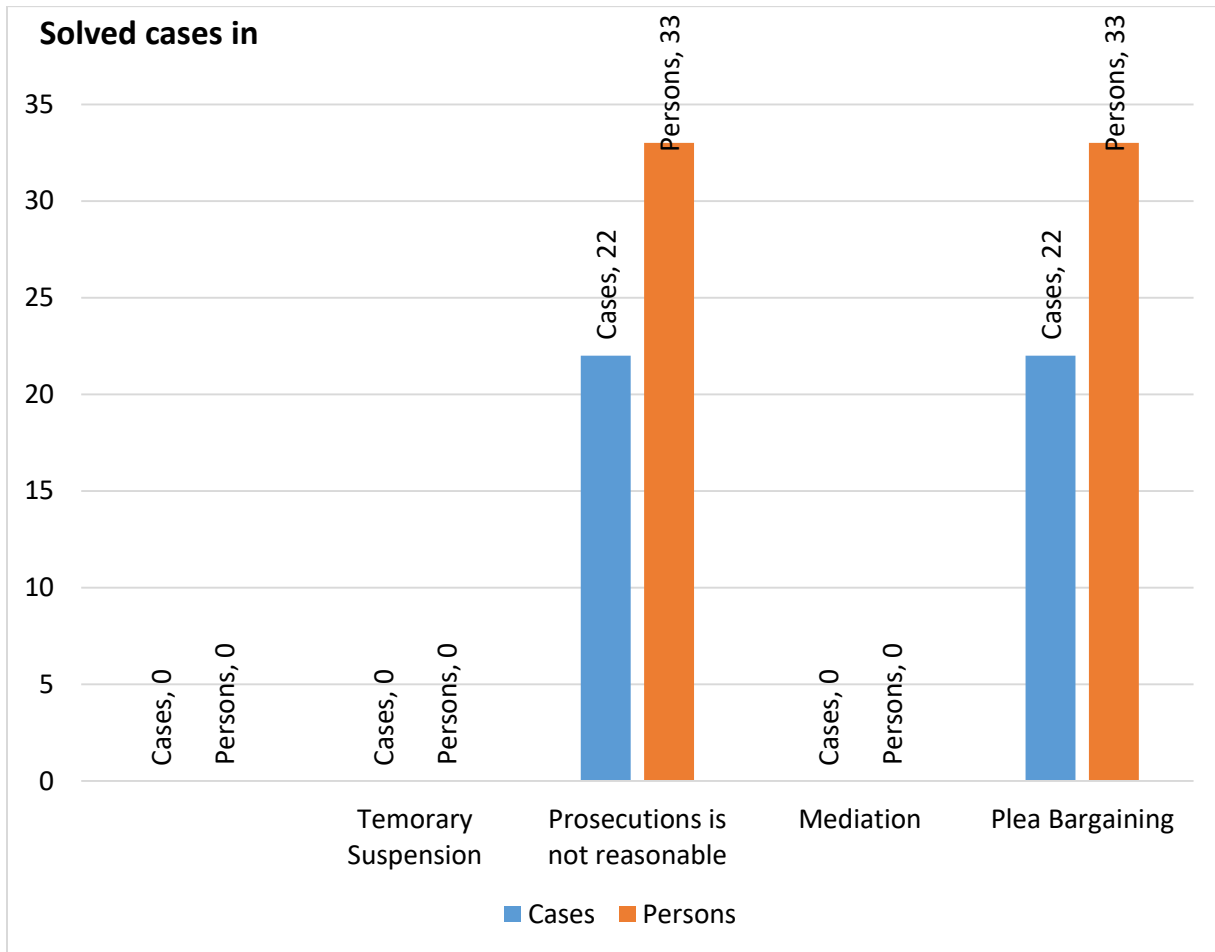
233 cases in the PPN register solved less or 39.16% of the incoming cases. Calculated with the total number of active cases, 150 cases or 5.71% of all active cases solved.

18 cases in the PPM register solved less or 68.96% of incoming cases, whereas taking into account the total number of cases, 40 cases or 23.39% of all active cases, were solved.

In the PPP register, 312 cases were solved less or 3.59% of incoming cases or 3.77% of all active cases.

In the ILA register, 2 cases were solved *less* than incoming or 33.33% of the incoming cases, whereas in total 1 case or 3.44% of all active cases solved.

Cases solved via alternative procedure:



Graph 45: cases solved by alternative procedure in BP Mitrovica

7. Criminal Reports by the departments within the basic prosecution offices

During the first half year of 2023, BP offices had active 108,182 criminal reports (PP, PPM, NJN, PPN, and PPP) including those inherited from the previous years.

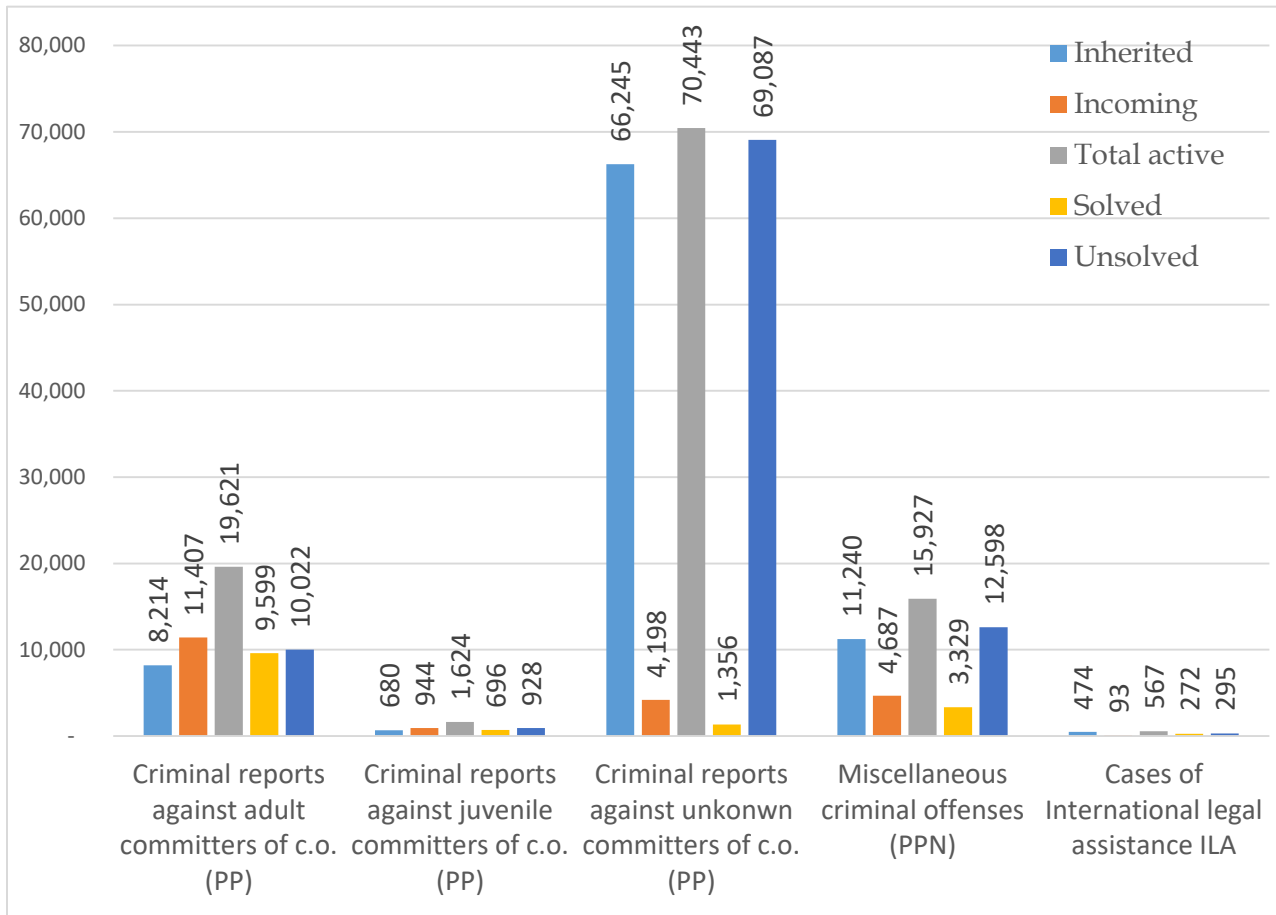
The following is an overview of criminal reports – incoming active, solved and unresolved:

- Inherited at the beginning of the half year were 86,853 or 70.11%, criminal reports.
- Incoming cases 21,329 or 19.71%, criminal reports/cases
- Solved or ceded at competent bodies 15,252 or 14.09% criminal cases/reports or 6,077 less than incoming;

- Unsolved at the end of the half year 92,930 or 85.90% of criminal reports (from the total number of active criminal reports - cases).

From this it results that Basic Prosecutions solved 6,077 cases less than incoming cases or 71.50% of incoming cases, while regarding the solving of the cases of **adult offenders** cases (**PP**), Prosecution Offices have solved 1,808 criminal reports-cases or 15.84% less than incoming.

The following is an overview of the total number of criminal reports - criminal cases in Basic Prosecution Offices:

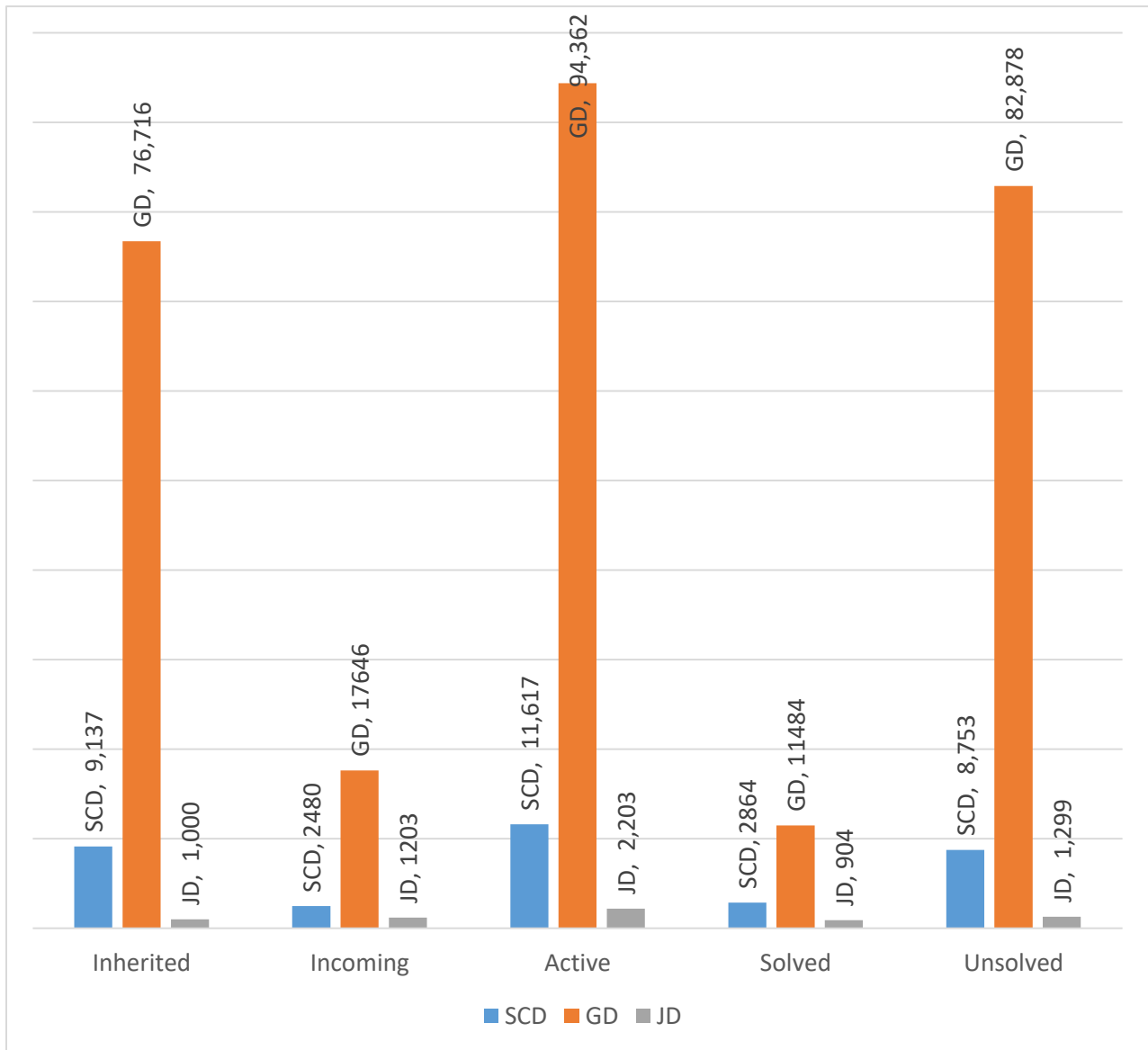


Graph 46: Criminal reports - criminal cases (54,496 in total) in SCD, JD and GD of all basic prosecutions (PP, PPM, ILA, PPN, PPP)

Active criminal reports - criminal cases (108,182) shared in departments as follows:

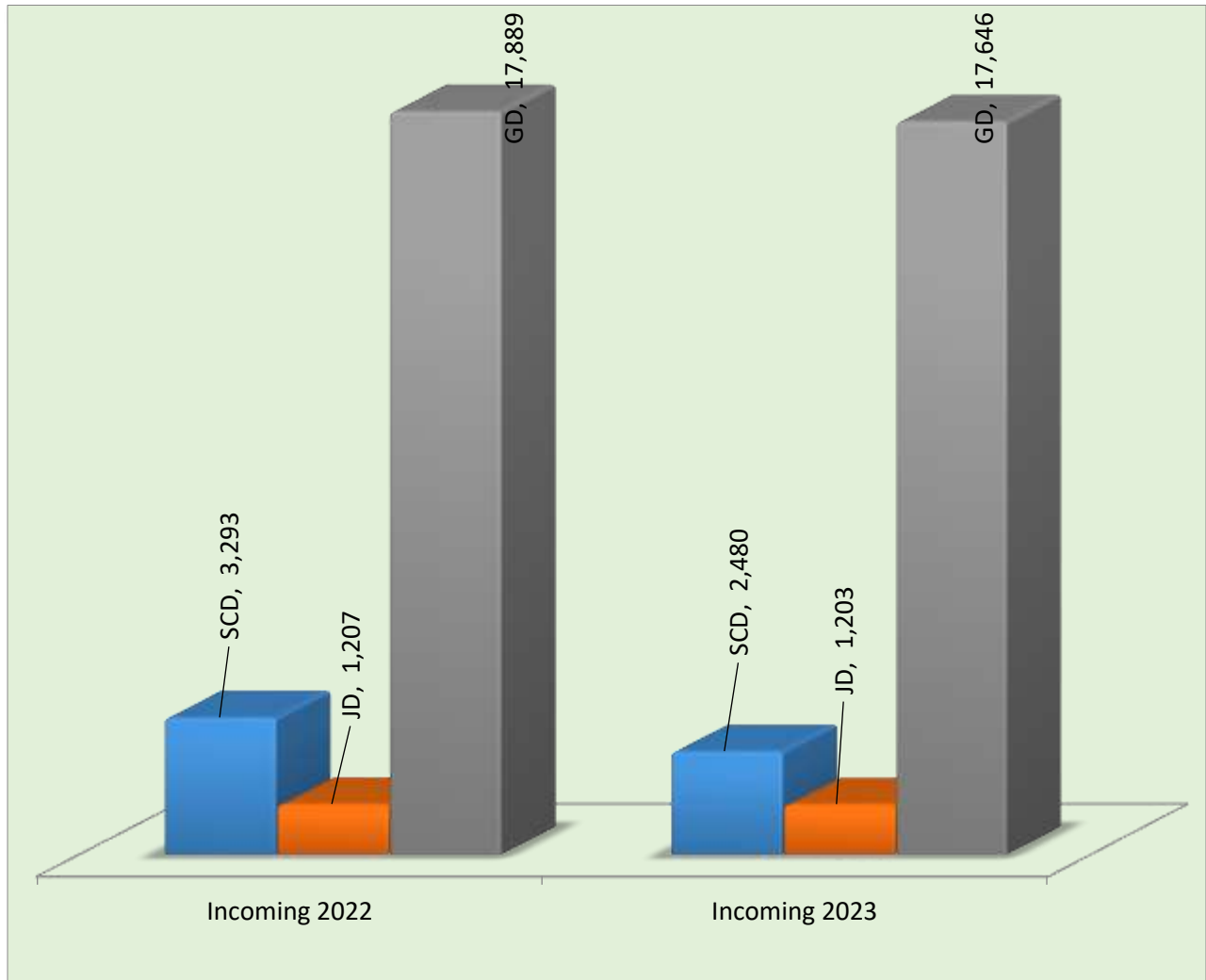
- Serious crimes departments 11,617 or 10.73%;
- Juvenile Departments 2,203 or 2.03% and
- General Departments 94,362 or 87.22%.

Structure of criminal reports - criminal active cases, solved and unresolved by the end of the first half year of the first 2023, by the BPs departments is as follows:



Graph 47: Incoming criminal reports - cases by departments

The following graph shows differences in the number of incoming cases at the three BP departments over the years 2022 and 2023.



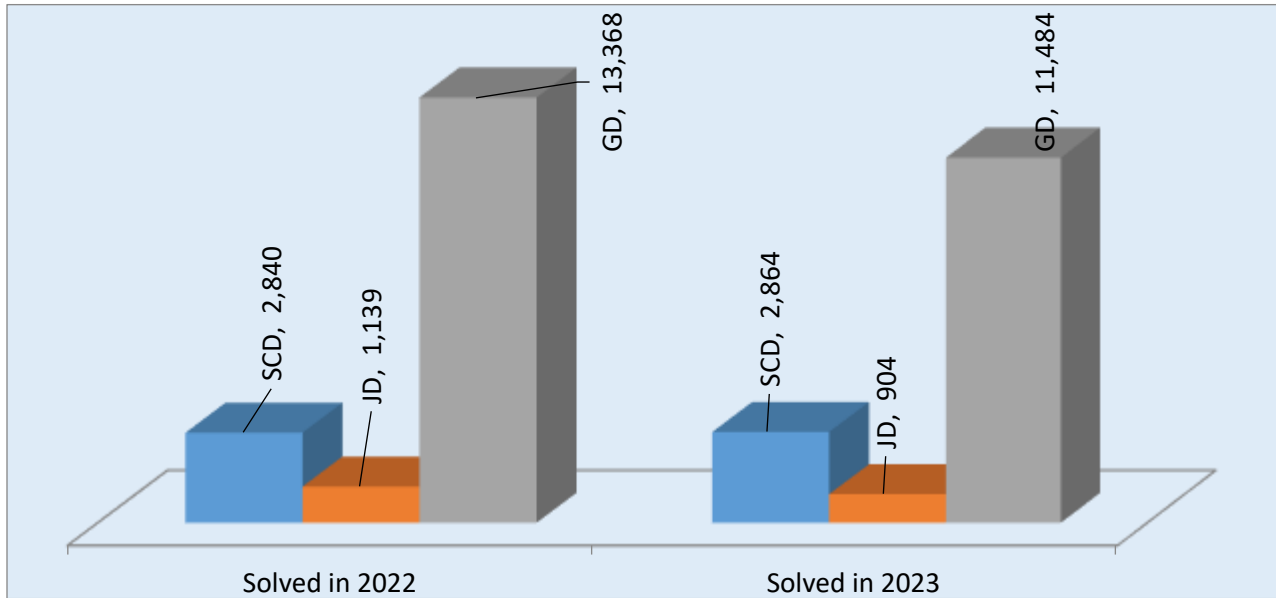
Graph 48: Difference of criminal reports - cases at the three departments during the first half year of 2022 and 2023.

At the SCD, number of incoming criminal reports during first half year 2023, compared to the same period of 2022 has decreased to 813 criminal reports or 24.68%

At the JD, number of incoming criminal reports during first half year 2023, compared to the same period of 2022 has decreased to 4 criminal reports or 0.33%

At the GD, number of incoming criminal reports during first half year 2023, compared to the same period of 2022 has decreased to 243 criminal reports or 1.35%

The difference in the number of cases solved in the three departments of all BPs over the years 2022 and 2023 is as follows:



Graph 49: The difference of solved cases in the three departments during the first half year between 2022 and 2023.

In the SCD, the number of reports-criminal cases solved during the first six months of 2023, compared to the same period of 2022, *has increased* by 24 or 0.84%;

In JD, the number of reports-criminal cases resolved during the first half of 2023, compared to the same period of 2022 *has decreased* by 235 or 20.63%, and

In the GD, the number of reports-criminal cases resolved during the first six months of 2023, compared to the same period of 2022 *has decreased* by 1,884 or 14.09%.

7.1. Serious crimes departments of the basic prosecution offices

During the reporting period, SCDs of BPs had a total of 11,617 active reports-criminal cases, as reflected in the following graph for all registers:

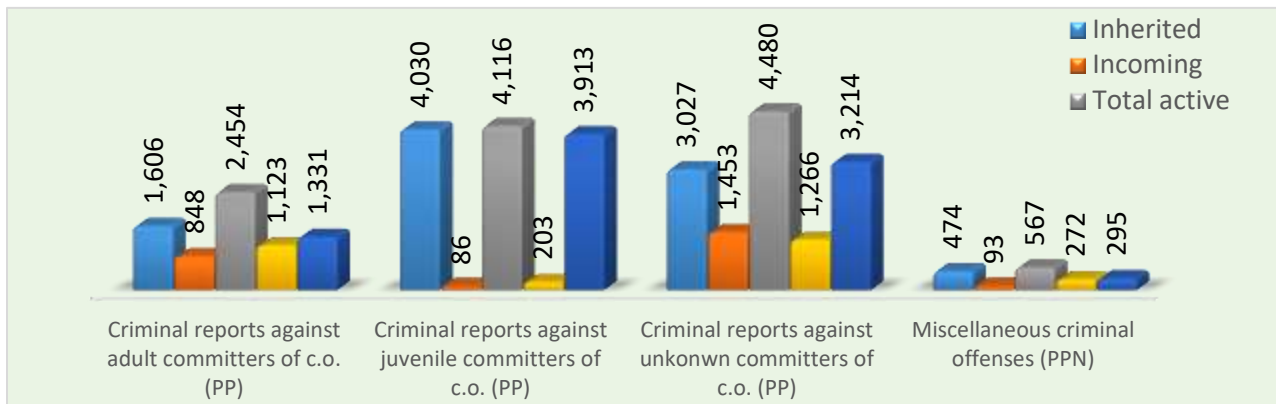


Chart 50: Reports - criminal cases in SCD of all basic prosecutions (PP, NJN, PPN, and PPP)

The following reflects the number of unsolved criminal reports-cases at the beginning of 2023, and the number of those active during the reporting period for each SCD of BPs.

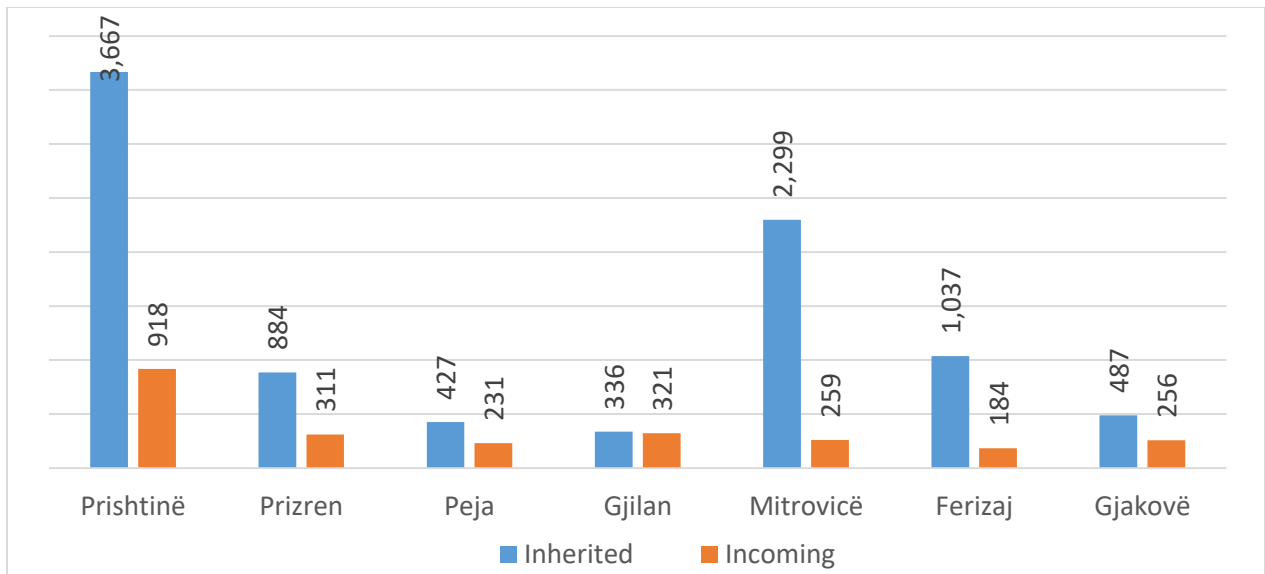
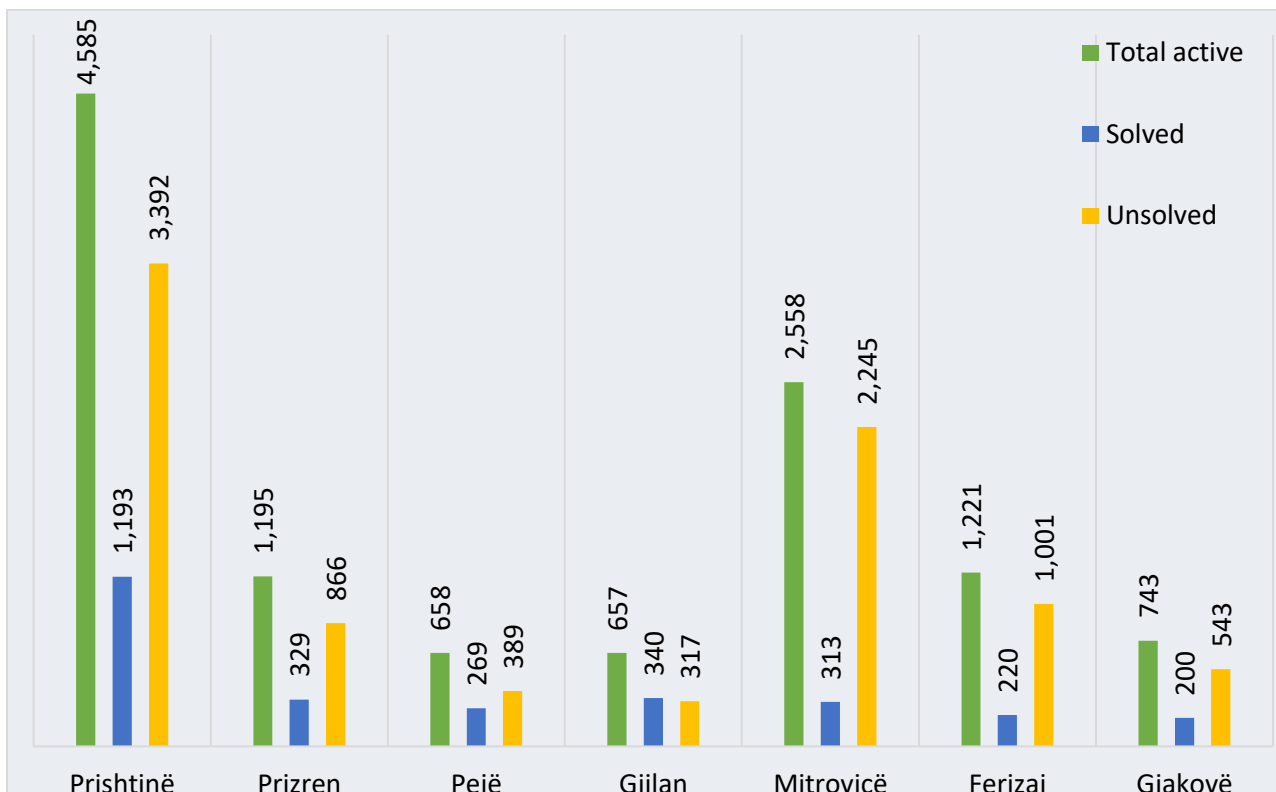



Chart 51: Reports – criminal cases pending at the beginning of the reporting period and cases incoming during the first half of 2023.

The following graph shows all types of reports-criminal cases at work, resolved and those remaining at the end of the reporting period for each SCD of BPs.



Graph 52: Reports-criminal cases at work, resolved and unresolved for each prosecutor's office during the first six months of 2023

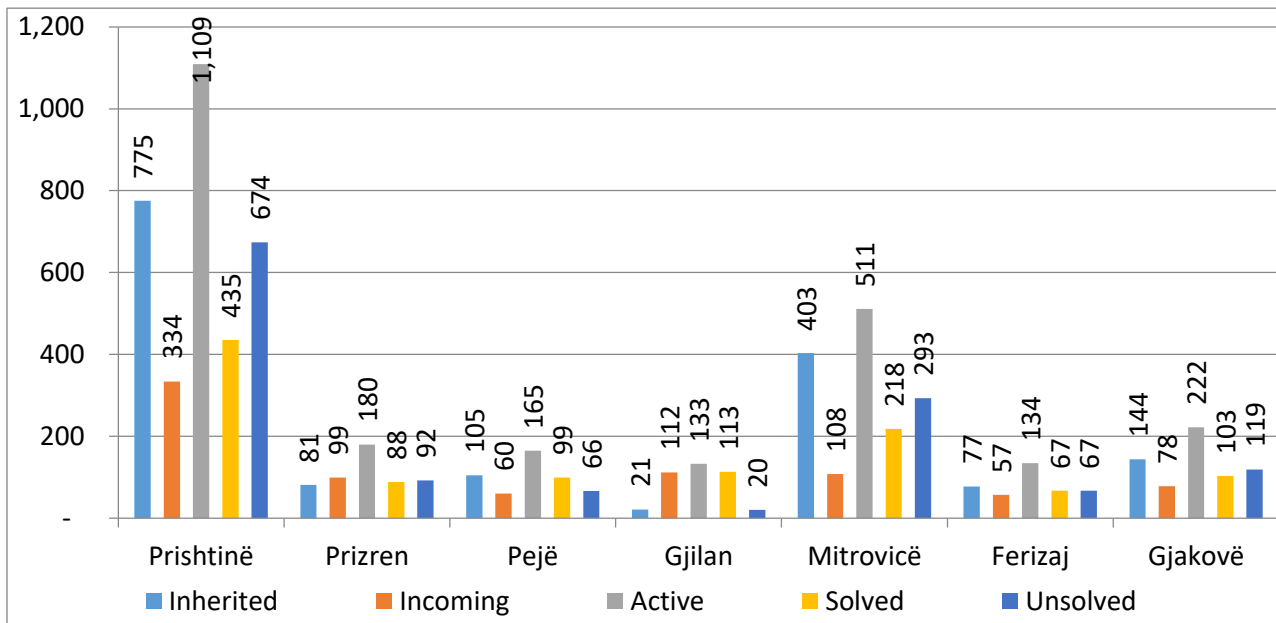
In the following, the number of incoming reports-criminal cases and solved during the first half of 2022, for each SCD of BPs, is reflected.



Graph 53: Reports – criminal cases incoming and resolved in the first half of 2023

According to the graph above, it results that 37.01% of the reports-cases incoming belong to the SCD in the BP of Pristina, while 62.99% belong to the SCD of other BPs.

The following graph reflects the criminal reports for the offenders (PP) inherited from the previous year, incoming, active, solved and those remaining at the end of the reporting period for each SCD of the BPs, according to the prosecutions.



Graph 54: Criminal reports for offenders (PP) inherited from the previous year, accepted, in progress, resolved and those remaining at the end of the reporting period for each SCD of BPs.

SCDs of BPs in the resolution of reports-criminal cases *above and below the norm* determined by Administrative Instruction, for each prosecutor for the reporting period, is as follows:

- SCD of the BP in Gjakovë has resolved - 57.50 reports-criminal cases or 21.5 reports -criminal cases above the six-month norm;

- SCD of the BP in Prishtina – 52.50 reports-criminal cases or 16.5 reports-criminal cases above the six-month norm;
- SCD of the BP in Mitrovica – 45.8 reports-criminal cases or 9.8 reports-criminal cases above the six-month norm;

SCDs of the BPs that have solved the criminal charges per prosecutor under the norm determined by the instruction, for the reporting period is as follows:

- SCD of the BP in Gjilan - 35.25 reports-criminal cases or 0.75 reports-criminal cases under the six-month norm,
- SCD of the BP in Peja – 24.00 reports-criminal case or 12 reports-criminal case below the six-month norm;
- SCD of the BP in Prizren – 23.80 reports-criminal cases or 12.2 reports-criminal cases under the six-month norm;
- SCD of the BP in Ferizaj – 21.75 reports-criminal cases or 14.25 reports-criminal cases under the six-month norm;

Unsolved reports-criminal cases at the end of the first half of 2023, compared to the same period of 2022, and in the SCD of the BPs has decreased by 346 reports-criminal cases or by 14.88%.

7.1.1. The way of solving the criminal reports of the offenders of major criminal offenses (PP) by the SCD

Of the criminal reports that have been at work (2,454 with 6,104 people), SCD prosecutors have completed 1,123 criminal reports or 45.76% with 1,862 people or 30.50% of the people.

The criminal charges that have been pending, the prosecutors have resolved in the following ways:

- 2 or 0.11% of the persons ended with direct indictment;
- 332 or 17.83% of persons were resolved by rejecting the criminal charges.

The investigative procedure was opened against 1,621 persons. The cases of 589 or 36.33% of the persons were unsolved investigations from the previous period, while for 1,032 or 63.66% of the persons the decision to investigate was taken during the reporting period:

After completion of the investigation:

- The indictment was filed against 744 or 39.95%, persons;
- Investigations have been closed against 285 or 15.30%, persons;
- Ceding of cases in the competence of 499 people or 26.79%.

At the end of the six months of 2023, the investigations against 592 persons remained unfinished. During the reporting period, SCD prosecutors submitted 261 requests for detention, of which the courts approved 229 or 87.73% of them.

7.1.2 Court decisions regarding prosecutors' accusatory acts

During this period, the SCDs of the basic courts, deciding according to the indicting acts of the prosecutors of the SCDs of the BPs, have rendered 850 court decisions, as follows, by:

- Proclaimed guilty and sentenced with a judgment of guilt 735 people 86.74%;
- Mandatory treatment measures imposed 0 people or 0%;
- Dismissed the indictment against 13 people or 1.52%;
- Rejected the indictment against 32 persons or 3.76% and
- 70 people or 8.23% were acquitted.

SCD prosecutors have filed 171 appeals against court decisions, of which 125 or 73.09% of appeals have been filed only because of the decision on the sentence.

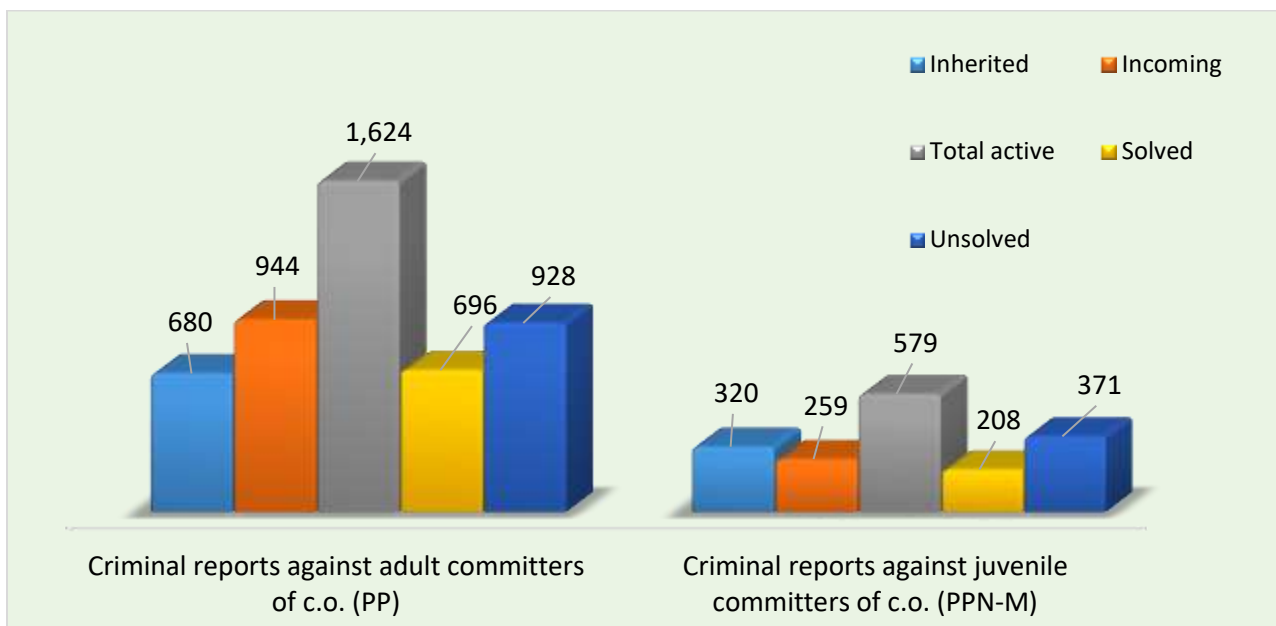
7.2. Juvenile departments of the basic prosecutions

During the reporting period, JD of the BPs had a total of 2,203 criminal reports, of which:

- Inherited at the beginning of the reporting period were 1,000 or 45.39% reports-criminal cases;
- Incoming are 1,203 or 54.60% case reports;
- Solved 904 or 41.03% reports-matter and
- Unresolved at the end of the reporting period are 1,299 or 58.96% case reports.

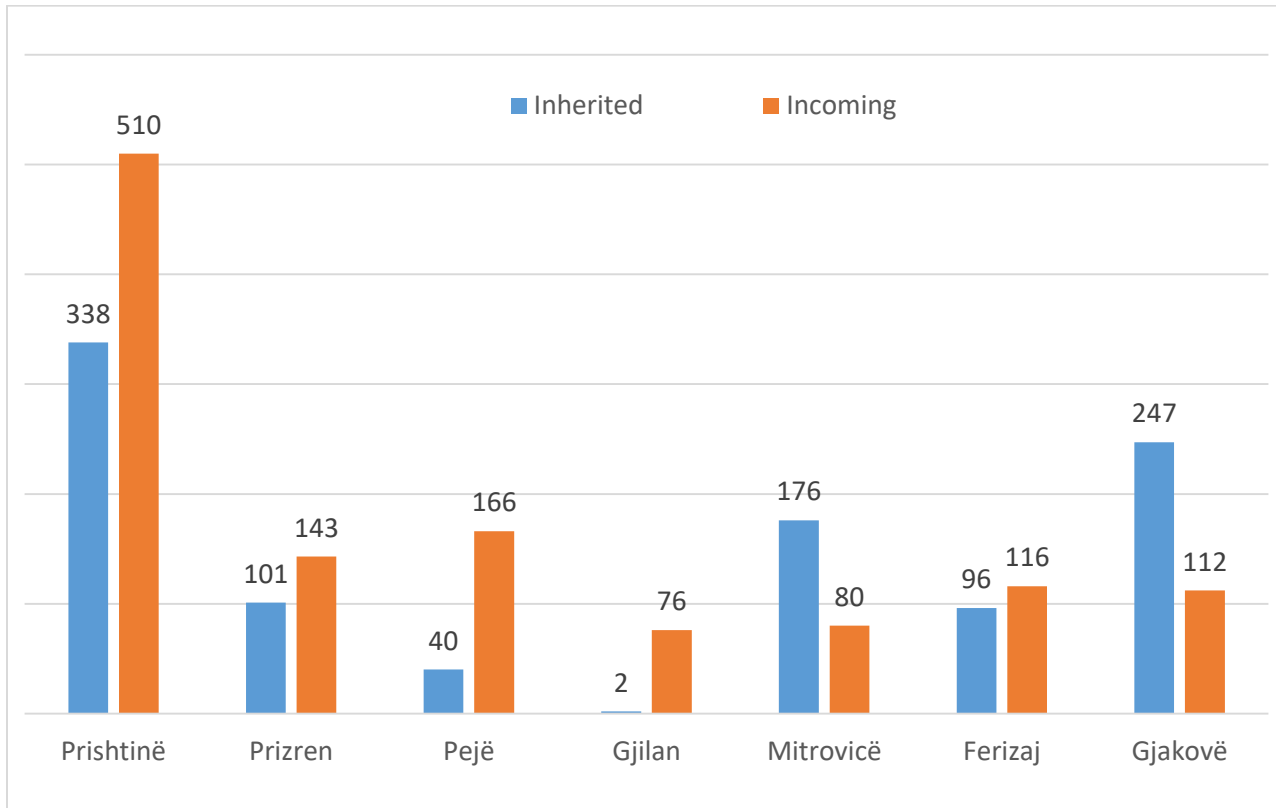
If we take as a basis only the number of cases accepted in this period, the JD of the BPs *managed* to solve 299 reports-criminal cases **less** than they accepted or 24.85%.

The following shows the total number of reports-criminal cases in JD of all basic prosecutions in all registers:



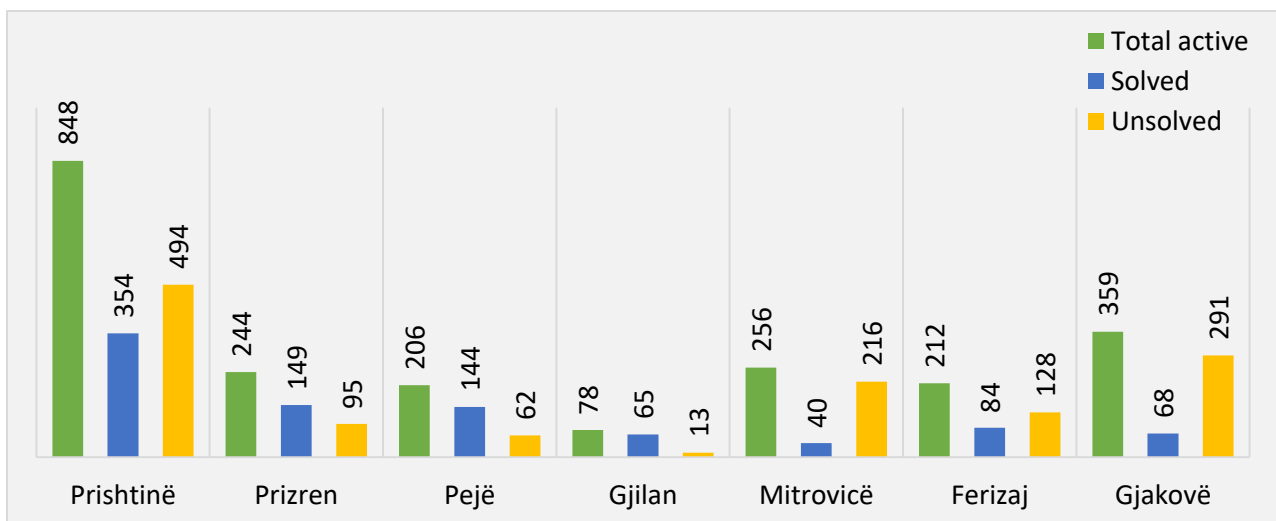
Graph 55: Reports – criminal cases in JD of all basic prosecutions (PPM, PPN/M)

The following graphs reflect the number of pending criminal charges at the beginning of 2023 and those incoming in the JD of the BPs during the reporting period.



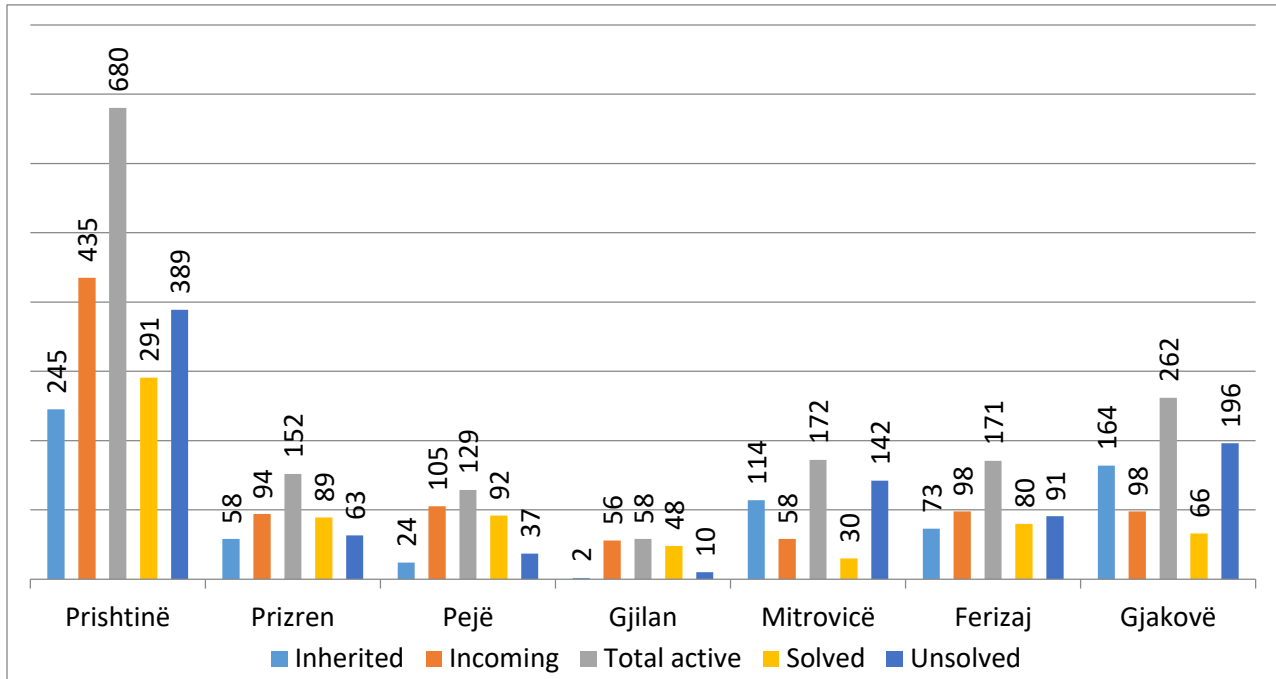
Graph 56: Unsolved reports-criminal cases at the beginning of 2023 and received during the first half of 2023 in the JD of PHs

The following graph shows all types of reports-criminal cases, active, solved and those remaining at the end of the reporting period during the reporting period for each JD of the BPs.



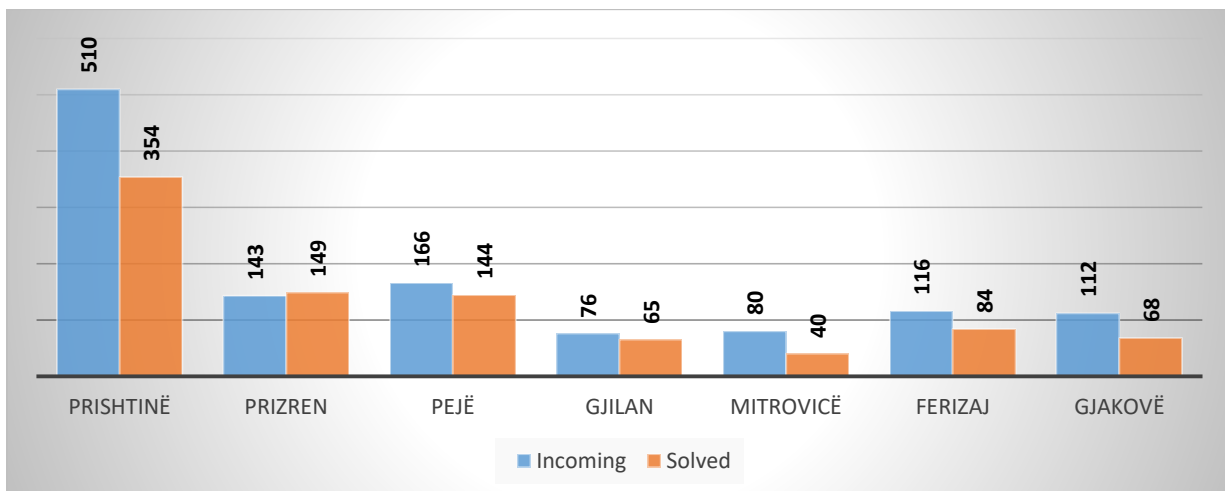
Graph 57: Reports - criminal cases received, resolved and unresolved at the end of the period in the JD of the BPs.

The following graph reflects the criminal reports for juvenile offenders (PPM) inherited from the previous year, accepted, pending, resolved and those remaining at the end of the reporting period for each JD of the BPs.



Graph 58: Criminal reports for juvenile offenders (PPM) inherited from the previous year, accepted, pending, resolved and those remaining at the end of the reporting period for each JD of the BPs.

The graph below shows the number of criminal complaints received and resolved for the first half of 2023 for each JD of the BPs.



Graph 59: Reports - criminal cases received and completed in the first half of 2023, for each JD of the BPs.

The number of reports-unsolved criminal cases at the end of the first half of 2023, compared to the same period of 2022, has increased by 185 or 16.60%.

JD of the BPs that have solved criminal charges per prosecutor above the rate determined by the instruction, for the reporting period is as follows:

- JD of the BP in Ferizaj – 81.00 criminal reports or 21 criminal reports above the six-month norm;
- JD of the BP in Pristina – 66.44 criminal reports or 6.44 criminal reports above the six-month norm;
- JD of the BP in Gjakova – 66.00 criminal reports or 6.00 criminal reports above the six-month norm;

JD of the BPs that have solved criminal charges per prosecutor under the norm determined by the instruction, for the reporting period is as follows:

- JD of the BP Gjilan – 50.00 criminal reports or 10.00 criminal reports under the annual six-month rate;
- JD of the BP Pejë – 49.00 reports-criminal cases or 11.00 criminal reports under the six-month norm;
- JD of the BP in Prizren – 48.50 criminal reports or 10.50 reports below the six-month norm;
- JD of the BP in Peja – 49.5 criminal reports or 10.5 criminal reports under the six-month norm;

7.2.1 The method of solving the criminal reports of juvenile offenders of criminal offenses (PPM) in JD

Out of 1,624 criminal reports against juveniles with 2,578 persons, who were at work during this period, the prosecutors of the JD of the BPs have resolved 696 criminal reports with 1,067 juveniles:

- For 231 or 21.64% of juveniles, preparatory procedures have not started (principle of opportunity);
- For 57 or 5.34% of the juveniles, the preparatory procedure was stopped;
- Criminal charges were filed against 127 or 11.90% of juveniles;
- For 115 or 10.77% of juveniles, it is proposed to impose the measure of diversity by the prosecutor;
- For 74 or 6.93% of juveniles, it is proposed to impose disciplinary measures;
- For 283 or 26.52% of juveniles, it is proposed to impose the measure of increased supervision;
- For 90 or 8.43% of juveniles, it is proposed to impose an institutional measure;

- For 4 or 0.37%, of juveniles, it is proposed to impose imprisonment for juveniles;
- For 5 or 0.46% of juveniles, it is proposed to impose the mandatory treatment measure;
- For 30 or 2.81% of juveniles it is proposed in the mediation procedure;
- For 5 or 0.46% of juveniles, the order for work for general benefit has been proposed and
- For 39 or 3.63% of juveniles, the cases were resolved in another way.

7.2.2 Court decisions regarding the prosecutors' proposals for juveniles

The JDs of the basic courts, acting according to the proposals of the prosecutors of the JDs of the BPs, have taken the following court decisions against 412 persons:

- Judgments for the imposition of punishment against juveniles were obtained against 34 or 8.25% of persons;
- Rulings on the imposition of educational measures were taken against 337 or 81.79% of persons, and
- Rulings on the termination of the procedure for juveniles were taken against 41 or 9.95% of persons.

7.3. General departments of basic prosecutions

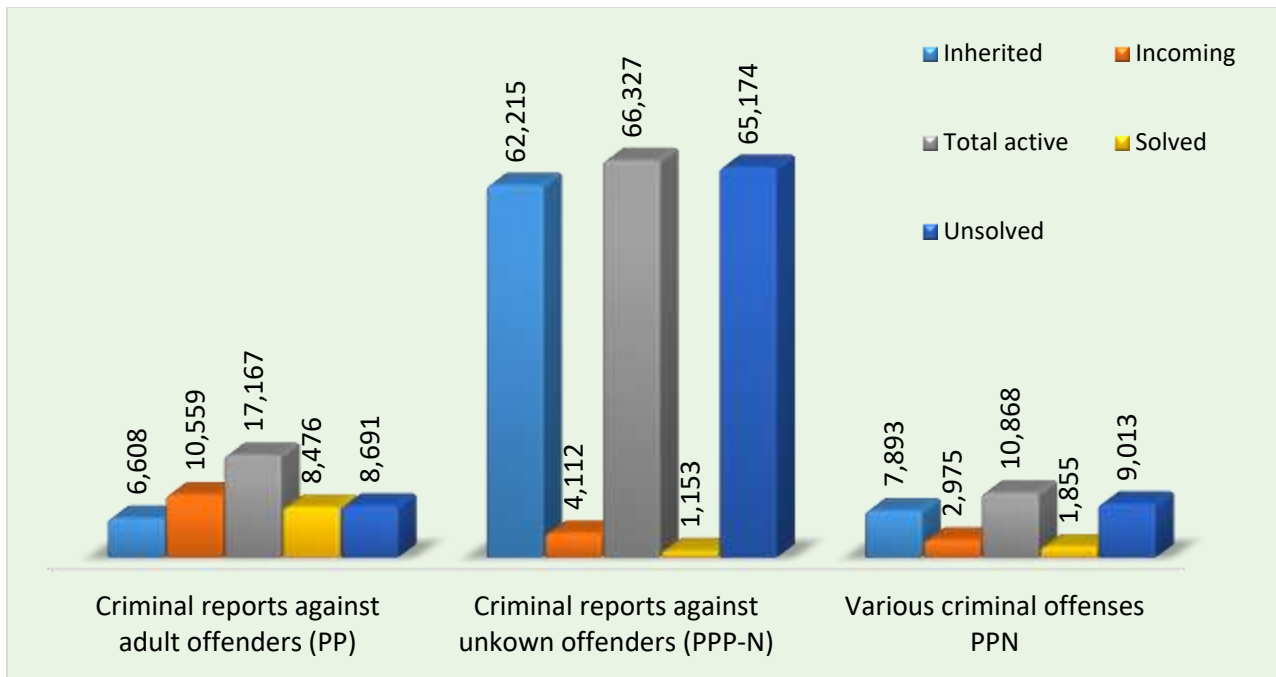
During the reporting period, GD of the BPs had a total of 94,362 reports-criminal cases, of which:

- Inherited at the beginning of the reporting period were 76,716 or 81.29% reports-cases;
- 17,646 incoming or 18.70% reports-cases;
- 11,484 or 12.17% reports-criminal cases solved and
- Unsolved at the end of the reporting period 82,878 or 87.82% of the reports-criminal active cases.

Based on the number of reports-cases incoming in this period, GDs of the BPs managed to solve 6,162 or 34.93% less reports-criminal cases than incoming or 12.17% of cases at work.

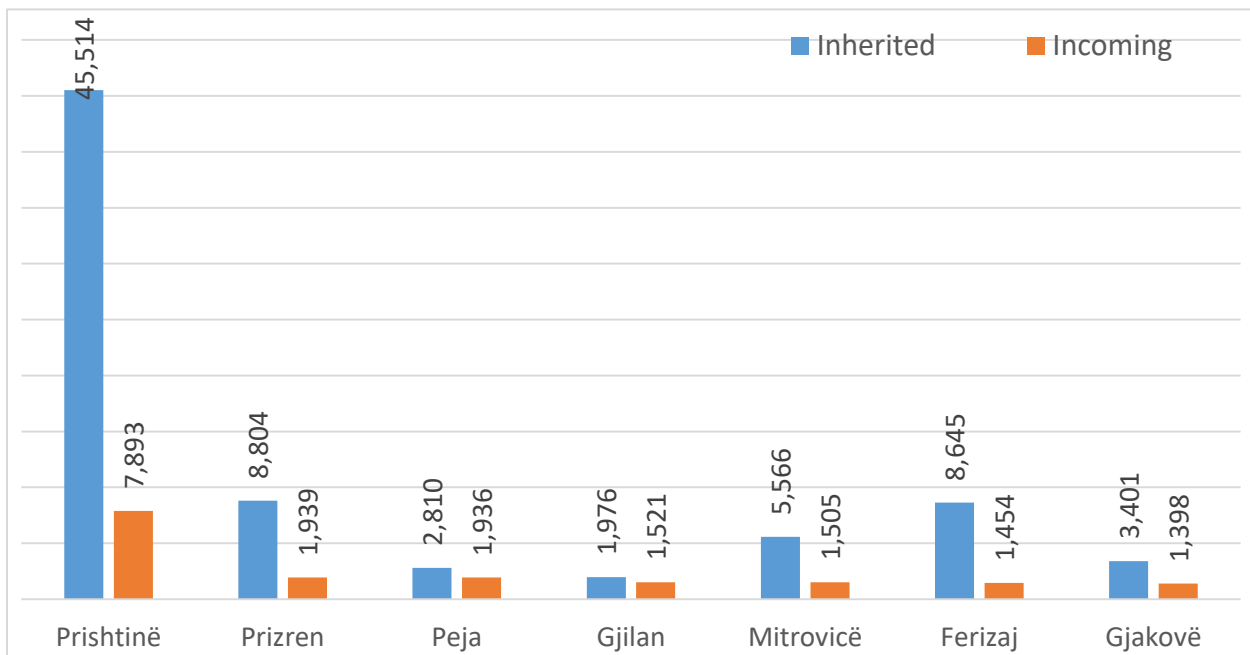
The number of pending reports-criminal cases at the end of the first half of 2023, compared to the same period of 2022, has increased by 7,837 reports-criminal cases or 10.44%.

Below is reflected the total number of reports-criminal cases in the GDs of all basic prosecutions for all registers:



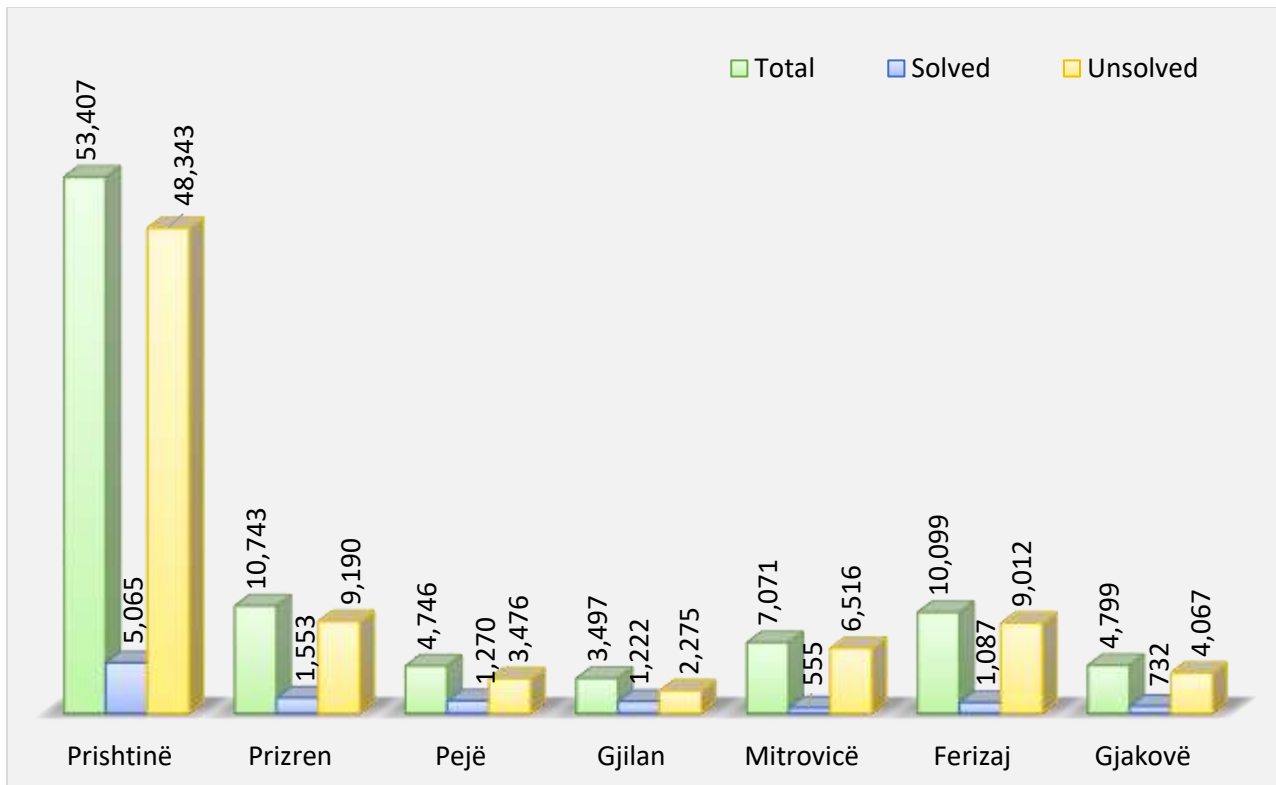
Graph 60: Reports - criminal cases in the DP of all basic prosecutions (PP, PPP, and PPN)

The following reflects the number of unsolved criminal reports-cases at the beginning of 2023 and accepted for work during the first six months of 2023 in the GDs of all basic prosecutions:



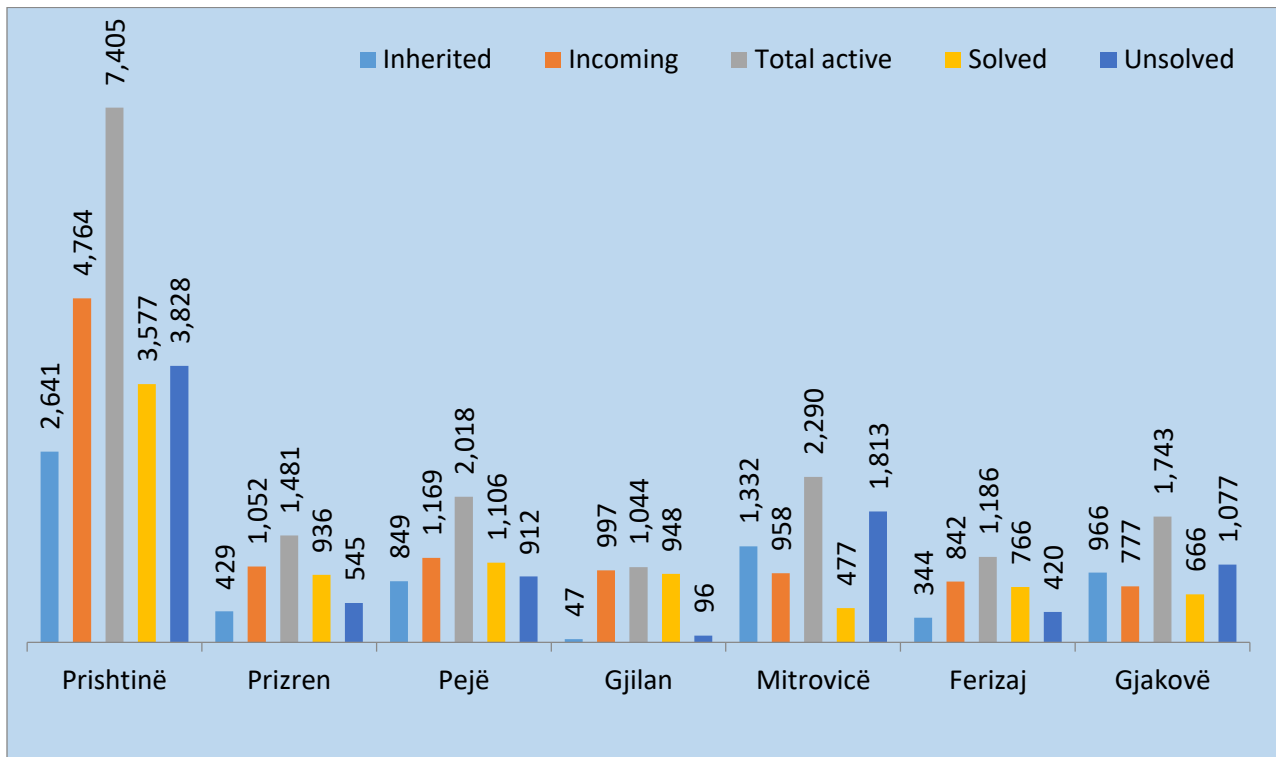
Graph 61: Unsolved reports - criminal cases at the beginning of 2022 and incoming in the GDs of the BPs

The following graph shows all types of reports-criminal cases at work, resolved and those unresolved at the end of the reporting period, for each GD of the BPs.



Graph 62: Reports - criminal cases incoming, solved and unsolved in the GDs of the BPs

The following graph reflects the criminal charges at work, resolved and those unresolved at the end of the reporting period, for adult offenders (PP) for each GD of the BPs.



Graph 63: Criminal reports for adult offenders (PP) inherited, incoming, active, solved and those remaining at the end of the reporting period for each GD of the BPs.

The graph below shows the number of incoming and solved criminal reports during the first six months in 2023, for each GD of the BPs.

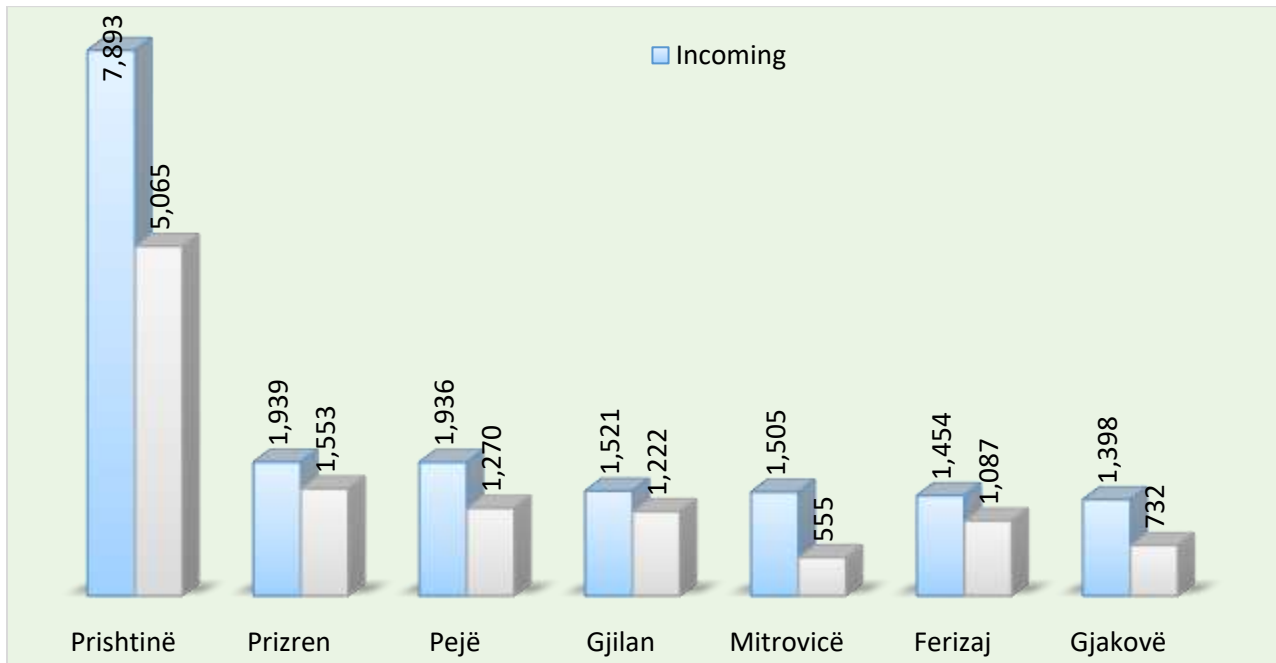


Chart 64: Incoming and solved reports – criminal cases in the first half of 2023, for GDs of the BPs

As can be seen in the graph above, the GD of the BP in Prishtina has received 44.72% of the total number of reports-criminal cases, while all DPs of other BPs have received 55.28% of reports-criminal cases.

Likewise, in terms of solved cases, the BP in Prishtina has managed to select 44.10% of the criminal reports, while the other BPs have 55.90%.

GDs of the BPs who have solved criminal reports-cases for a prosecutor, above the rate as determined by the instruction for the reporting period, is as follows:

- GD of the BP in Peja – 140.63 criminal reports for each prosecutor or 2.63 reports-criminal cases above the norm;

GDs of the BPs who have solved criminal reports-cases for a prosecutor, under the norm as determined by the instruction for the reporting period, it is as follows:

- GD of the BP in Gjilan – 109.00 reports-criminal cases or 48.33 reports-criminal cases below the norm;
- GD of the BP in Pristina – 108.85 reports-criminal cases or from 29.15 reports-criminal cases below the norm.
- GD of the BP in Prizren – 71.71 reports-criminal cases or out of 66.29 reports-criminal cases below the norm;
- GD of the BP in Ferizaj – 61.23 reports-criminal cases or out of 76.77 reports-criminal cases below the norm.

- GD of the BP in Gjakova – 61.27 reports-criminal cases or 76.77 reports below the norm;
- GD of the BP in Mitrovica – 40.50 reports-criminal cases or 97.5 reports-criminal cases below the norm;

Unsolved reports-criminal cases at the end of the first half of 2023, compared to the same period of 2022, and in the GD of the BPs has increased by 7,837 reports-criminal cases or by 10.44%.

7.3.1. The way of solving the criminal reports of the offenders of major criminal offenses (PP) by the DP

In the reporting period, GD of the BPs had a total of 17,167 criminal reports on 27,558 persons with known offenders from the PP register.

Of the number of cases at work, 6,608 or 38.49% were pending criminal charges from previous years, while 10,559 or 61.50% were criminal charges that were accepted at work during the reporting period.

From the number of criminal reports at work, in the reporting period, the BP managed to proceed to the courts with 8,476 criminal reports against 10,132 persons.

The resolved criminal reports of 10,132 persons have ended as follows:

- 3,530 or 34.84% of the persons were charged directly;
- 1,409 or 13.90% of persons were charged with an indictment with a request for the issuance of a punitive order;
- Dismissal of the criminal report, 1,555 or 15.34% of the persons and
- The cases of 63 or 0.62% of persons have been closed with a proposal for the imposition of measures for compulsory treatment.

After completion of the investigation:

- The indictment was filed against 2,880 or 28.42% of persons;
- Investigations have been closed against 414 or 4.08% of persons;
- The cases of 281 or 2.77% of persons were transferred to the competence.

The investigative procedure has been opened for 5,101 persons, the cases of 1,823 or 35.73% of persons were unresolved investigations from the previous period, while for 3,278 or 64.26% of persons the decision to investigate was taken during the reporting period.

During the reporting period, DP prosecutors in BP submitted 635 requests for detention, of the submitted requests, the basic courts approved 556 or 8.77% of the submitted requests.

7.3.2. Court decisions regarding prosecutors' accusatory acts

The basic courts, acting according to the accusatory acts of the DP prosecutors, have rendered 6,029 court decisions, as follows;

- 4,196 or 69.59% of persons were found guilty and sentenced with a guilty judgment;
- The cases of 1,314 or 21.79% of persons ended with a judgment with a punitive order;
- The measure of compulsory treatment was imposed on 35 or 0.58% of persons.
- Dismissal of the indictment against 331 or 5.49% of persons;
- Rejected the indictment against 87 persons or 1.44% of persons and
- 66 or 1.09% of persons were acquitted of the incriminating acts;

Prosecutors of DPs have submitted 374 complaints regarding court decisions. Of them, 295 or 78.87% were presented only because of the decision on the punishment. During the first six months of 2023, the courts issued 909 rulings due to the statute of limitations.

8. The burden of prosecutors and prosecutions with cases

The workload of prosecutors by department for each basic prosecutor's office is shown in the table below:

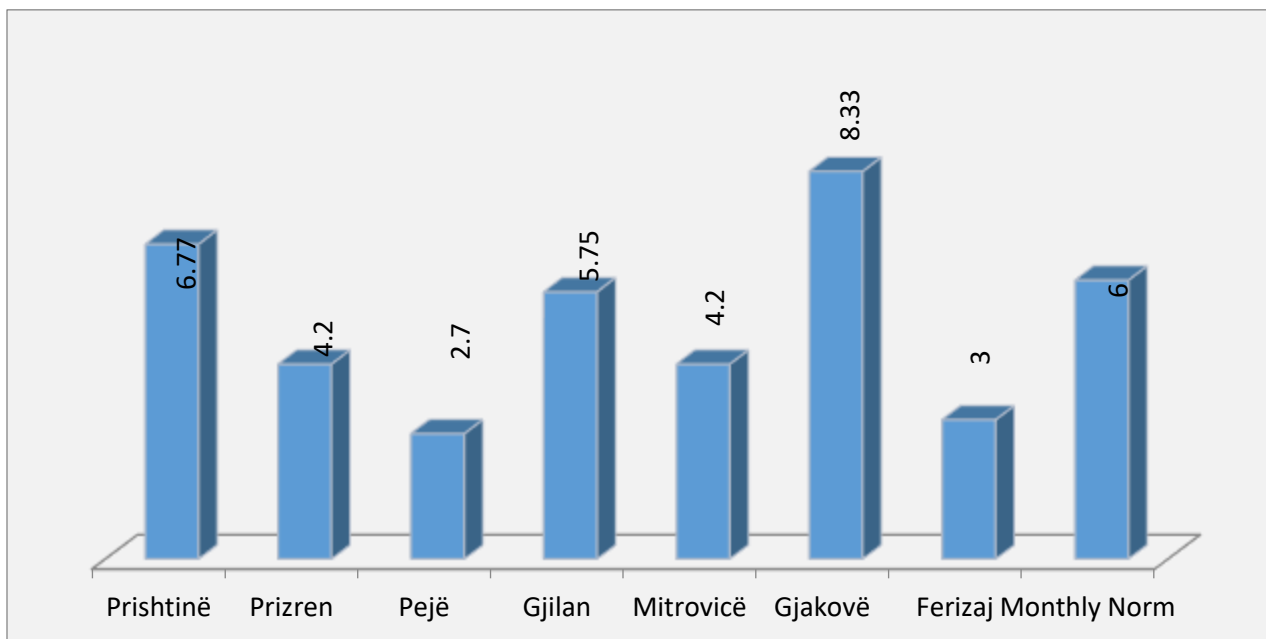
Prosecution	Department	The number of prosecutors	Average norm of incoming cases, active cases, solved, and unresolved per 1 prosecutor based on the Norm provided for by Administrative Instruction								
			Norm by AI		Incoming in total	Incoming		Total solved cases	Solved cases		Total unsolved
			Yearly	Monthly		Yearly	Monthly		Yearly	Monthly	
Pristina	SCD	10	66	6	406	40.60	6.77	525	52.50	8.75	889
	MD	4.5	110	10	444	98.67	16.44	299	66.44	11.07	402
	GD	34	253	23	4,986	146.65	24.44	3,701	108.85	18.14	6319
Prizren	SCD	5	66	6	126	25.20	4.20	119	23.80	3.97	153
	MD	2	110	10	100	50.00	8.33	97	48.50	8.08	67
	GD	14	253	23	1,138	81.29	13.55	1,004	71.71	11.95	1023
Peja	SCD	5	66	6	81	16.20	2.70	120	24.00	4.00	97
	MD	2	110	10	113	56.50	9.42	99	49.50	8.25	40
	GD	8	253	23	1,243	155.38	25.90	1,125	140.63	23.44	1133
Gjilan	SCD	4	66	6	138	34.50	5.75	141	35.25	5.88	46
	MD	1	110	10	59	59.00	9.83	50	50.00	8.33	10
	GD	9	253	23	1,044	116.00	19.33	981	109.00	18.17	215
MIT	SCD	5	66	6	126	25.20	4.20	229	45.80	7.63	479
	MD	2	110	10	61	30.50	5.08	31	15.50	2.58	151

	GD	12	253	23	1.002	83.50	13.92	486	40.50	6.75	2142
Ferizaj	SCD	4	66	6	72	18.00	3.00	87	21.75	3.63	147
	MD	1	110	10	100	100.00	16.67	81	81.00	13.50	96
	GD	13	253	23	890	68.46	11.41	796	61.23	10.21	926
Gjakov	SCD	2	66	6	100	50.00	8.33	115	57.50	9.58	167
	MD	1	110	10	100	100.00	16.67	66	66.00	11.00	208
	GD	11	253	23	834	75.82	12.64	674	61.27	10.21	1318

Table 4: The average of incoming cases, active cases, solved and unsolved for 1 prosecutor in relation to the Norm according to the Administrative Instruction for all departments of BPs

From the data in this table, it can be seen that the SCD in BP have received an average of 29.97 reports-criminal cases per one (1) prosecutor, for each month out of 4.99 reports-criminal cases per prosecutor, which means that the prosecutors of the SCDs have received cases below the monthly rate of 1.01 reports - criminal cases.

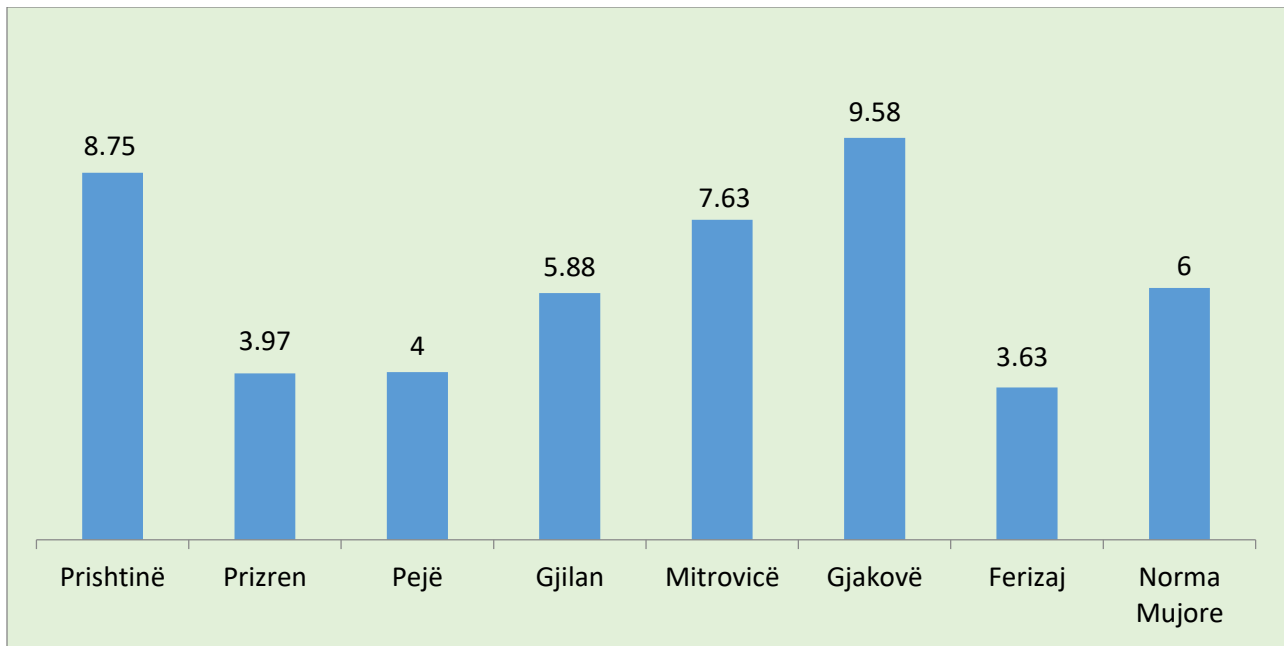
The graph below shows the structure of reports-criminal cases incoming in a month for a prosecutor.



Graph 65: Reports-criminal cases incoming in one month for a prosecutor in the SCD of the BP

The prosecutors of the SCD of the BPs in the reporting period have resolved an average of 38.2 criminal case reports or 6.36 reports per prosecutor per month or 0.36 criminal case reports above the norm determined by the instruction.

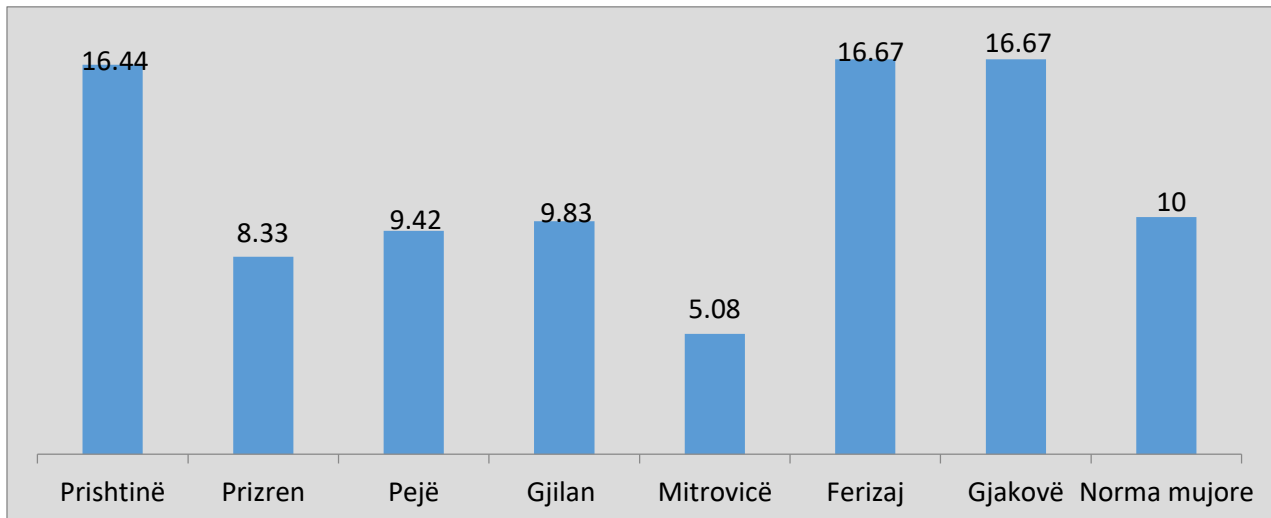
The graph below reflects the structure of criminal reports-cases resolved in a month for a prosecutor.



Graph 66: Reports-criminal cases resolved during a month for a prosecutor

In the reporting period, on average, each prosecutor of the JD of the BPs incoming 69.71 criminal reports or 11.61 per month or 1.61 criminal reports above the annual rate according to the guidelines.

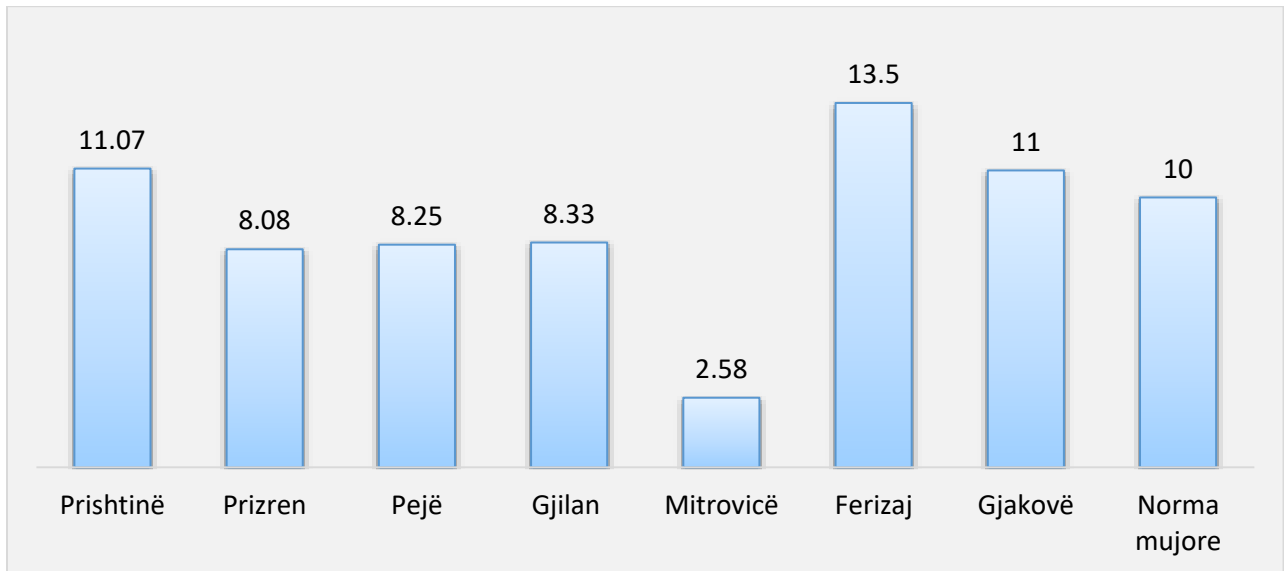
The graph below shows the average for each BP of how many criminal reports per month it received for a prosecutor in the JD.



Graph 67: Average for each JD of the BP for incoming reports-criminal cases per month for one prosecutor.

In the reporting period, prosecutors of the JD of the BPs on average solved 51.57 criminal reports or 8.59 reports per month for 1 prosecutor or 1.41 reports below the average rate according to the guide.

The following graph shows the average for each JD of the BPs of how many criminal reports per month a prosecutor has resolved.



Graph 68: Average for each JD of the BPs about criminal charges resolved per month for a prosecutor

In 2023, the prosecutors of the DP of the BPs have received an average of 110.25 reports-criminal cases or 18.37 cases per month per prosecutor or 4.63 reports-criminal cases below the annual norm.

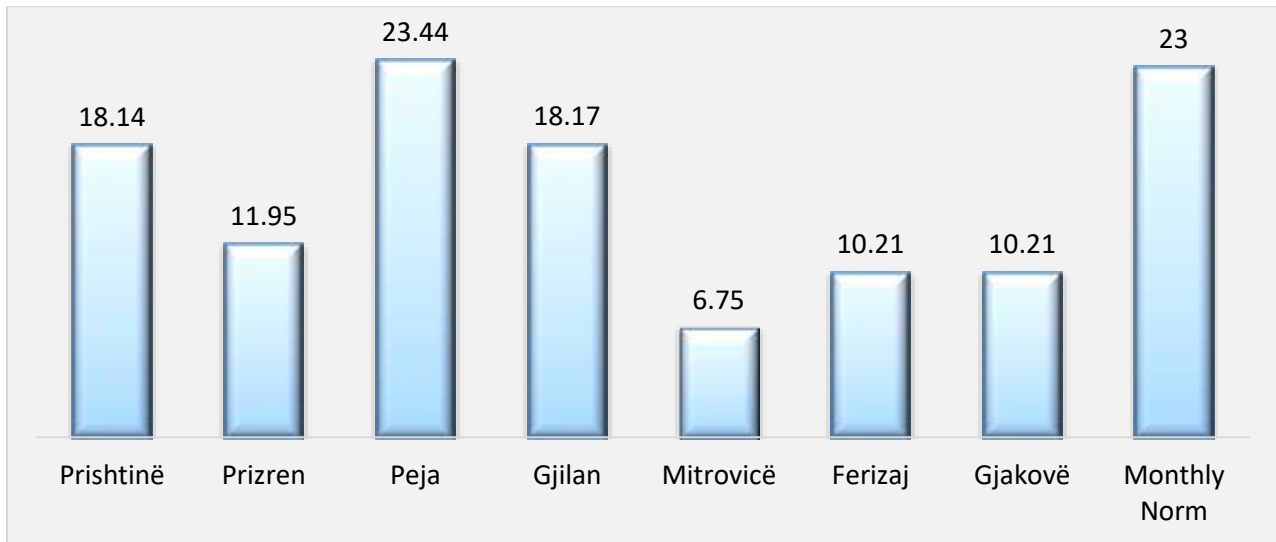
The graph below shows the average for each BP, how many criminal reports per month were received for a prosecutor.



Graph 69: The average number of reports-criminal cases incoming per month for a prosecutor in each GD of the BPs.

During the reporting period, each prosecutor of the GD of the BPs solved an average of 86.79 criminal reports or 14.46 for each month per prosecutor or 8.54 reports-criminal cases below the monthly norm.

Below are graphically presented the data on the number of monthly criminal reports resolved by a prosecutor for each DP of the BPs.



Graph 70: The average for each DP of the BPs of how many criminal reports a month has been solved by a prosecutor

9. Victim Protection and Assistance Office

The Office for Victim Protection and Assistance (OPAO) operates within the Office of the Chief State Prosecutor. The mandate of OPAO is to represent the interests of victims in the justice system in Kosovo.

During the first six months of 2023, the OPAO handled a total of 1,413 cases. Of the active cases, cases of domestic violence dominated with a total of 1,285 cases, rape 29 cases, sexual assault 29 cases and trafficking 14 cases. The other cases are sexual abuse under the age of 16, 17 cases, sexual abuse 2 cases, robbery 1 case, threats 3 cases, murder 3 cases, attempted murder 4 cases, extramarital union under the age of 16, 17 cases, child abuse 3 cases, missing persons 1 case, harassment 8 cases and 2 other cases.

The Helpline Operator also operates within the OPAO, which works with operators, who are engaged 24 hours a day and with a public and free number, to provide victims and the public with a confidential mechanism for reporting crimes. Various criminal cases of abuse, for informing victims and other persons about their rights, providing necessary information about existing services and existing numbers. The Helpline received a total of **150 calls**.

10. Liaison Unit for Interceptions

Based on the Law (No. 05/L-030) on the interception of electronic communications, the Liaison Unit activates or stops the interception of end-user devices after the legal warrant for interception issued by the competent courts under the administration and control of the Chief State Prosecutor.

The functioning of the Liaison Unit is defined by Regulation no. 01/2016, where the procedure of the legal interception process is reflected, the rights and obligations of the officials authorized to implement the interception procedure based on high professional standards and the successful implementation of covert interception measures.

For this, the Chief State Prosecutor has authorized the prosecutor for the administration and control of the liaison unit and the support staff, who have been professionally trained for the technical management of the equipment.

The Liaison Unit in cooperation with the operators of electronic communications: IPKO and PTK Vala has installed and functionalized the management terminal and other equipment in the offices of this unit, which are necessary for the performance of the duties defined by law.