



Republika e Kosovës  
Republika Kosovo / Republic of Kosovo  
Prokurori i Shtetit / Državni Tužilac / State Prosecutor  
Zyra e Kryeprokurorit të Shtetit / Kancelarija Glavnog Državnog Tužioca / Office of the Chief  
State Prosecutor

# Six-month work report of the State Prosecutor January - June 2022

August 2022

# Work Report of the State Prosecutor

The first semester 2022

© State Prosecutor 2022

Published by State Prosecutor All rights reserved. The content of this material cannot be reprinted, copied or submitted in any electronic, mechanic form, photocopied or registered without the approval in written by State Prosecutor (SP).

## Table of Contents

Abbreviations.....	5
Executive summary.....	6
1. General information on the State Prosecutor .....	7
1.1 Organizational structure of the State Prosecutor.....	7
1.2 The number of prosecutors.....	8
1.3 Professional Capacity Building for Prosecutors.....	9
1.4 Engagement of state prosecutors in committees, working groups and other panels.....	10
1.5 Challenge.....	11
2. Main achievements of the State Prosecutor during the first half year of 2022 .....	12
3. Results of SP’s Work on specific criminal offenses.....	15
3.1 Investigation and prosecution of the perpetrators of terrorist offenses.....	15
3.2 Handling of war crime cases.....	15
3.3 Organized Crime.....	16
3.4 Cases targeted in the SPRK database.....	16
3.5 State Prosecution institution performance in fighting corruption and economic crime.....	16
3.6 The State Prosecution Performance in fighting trafficking in human beings .....	17
3.7 Progress in the field of seizure and confiscation of assets acquired through criminal offence .....	17
4. Contents of Work Report of State Prosecutor for the first semester of 2022.....	18
4.1 Criminal reports/cases at work .....	18
4.2 Cases transferred from 2021 to the first semester 2022.....	19
4.3 Received cases during the first semester of 2022 .....	20
4.4 Cases solved .....	21
4.5 Cases unsolved .....	24
4.6 Cases at work solved and unsolved .....	24
4.7 . Comparison of received and solved cases between the first semester of 2021 and 2022 .....	25
4.8 Handling of cases with alternative procedure and special procedures .....	27
5. Submitters of Criminal Reports .....	28
5.1 Submitters of criminal reports for criminal offenses of adult perpetrators (PP) .....	28
5.2 Submitters of criminal reports against juvenile perpetrators of criminal offenses (PPM) .....	28
5.3 Criminal reports by Prosecution Offices.....	29
6. Criminal reports/cases by departments by Prosecution Offices .....	30
6.1 Office of Chief State Prosecutor .....	30
6.1.1. The Office of the Chief State Prosecutor .....	31

6.2 Appellate Prosecution .....	31
6.3 Special Prosecution of the Republic of Kosovo .....	32
6.4 Basic Prosecution Office Prishtina .....	34
6.4.1. Economic Crimes and Corruption Unit .....	36
6.5 Basic Prosecution in Gjilan .....	36
6.6 Basic Prosecution in Prizren .....	39
6.7 Basic Prosecution in Peja .....	41
6.8 Basic Prosecution in Ferizaj .....	44
6.9 Basic Prosecution in Gjakova .....	46
6.10 Basic Prosecution in Mitrovica .....	48
7. Criminal Reports according to the departments within the basic prosecution offices .....	51
7.1. Departments of Serious Crimes of Basic Prosecutions .....	54
7.1.1. The way of solving criminal reports of adult perpetrators of criminal offenses (PP) by the general departments of the Basic Prosecution Offices SCD .....	57
Transferred cases are not considered as solved cases .....	57
7.2. Juvenile Department of Basic Prosecution Offices .....	58
The way of solving criminal reports against juvenile perpetrators of criminal offenses (PPM) JD.....	61
Judicial decisions regarding the proposals of Juvenile Prosecutors .....	62
7.3. General Departments of Basic Prosecutions .....	62
7.3.1. The way of solving criminal reports of adult perpetrators of criminal offenses (PP) by GD .....	66
7.3.2. Court decisions regarding prosecution acts of prosecutors .....	67
8. Case assignment to prosecutors and prosecutions offices .....	67
9. Office for Assistance and Advocacy of Victims .....	72
10. Interception Liaison Unit.....	72

## Abbreviations

SP	.....	State Prosecutor
KPC	.....	Kosovo Prosecutorial Council
OCSP	.....	Office of Chief State Prosecutor
AP	.....	Appellate Prosecution
SPRK	.....	Special Prosecution of the Republic of Kosovo
BP	.....	BP
SCD	.....	Serious Crimes Department
PPRU	.....	Prosecutors Performance Review Unit
MD	.....	Juveniles Department
GD	.....	General Department
PP	.....	Register for evidence of adult perpetrators of criminal offenses
PPS	.....	SPRK Register for evidences of adult perpetrators of criminal offenses
PPM	.....	Register for evidence of juvenile perpetrators of criminal offenses
PPN	.....	Register for evidence of various criminal cases
PPP	.....	Register for evidence of juvenile perpetrators of criminal offenses
ILA	.....	Register for evidence of International Legal Assistance
PPA	.....	Complaints on judgments
RPL	.....	Requests for the protection of legality
RFCR	.....	Requests to civil revision
RFMS	.....	Requests for mitigation the sentence
CDR	.....	Complaints on detention on remand
NCCEC	.....	National Coordinator on Combating Economic Crime

## Executive summary

State Prosecution work is transparent because during the whole time it publishes reports, information, press releases about the various cases, which reflect the work of prosecutors and prosecution offices. However, Work Report of the State Prosecutor Office for the first semester 2022 provides all detailed and comprehensive work records in order to inform public with work results of Prosecution Offices as well other activities, including challenges that the SP has faced during this reporting period.

The six-month period work report for 2022 contains main activities of this institution aiming at the reflection of work of the institution through realized statistical, analytical and comparative data realized during reporting period.

The report provides general information on the work of the State Prosecutor including the number of Prosecutors. It also reflects criminal reports – inherited criminal offenses received and completed by prosecutors at all levels of the prosecutorial system, respectively prosecution departments including submitters of these criminal reports, including comparisons with the previous year. In this respect, the number of criminal reports received for the adult and juvenile perpetrators and unknown perpetrators of criminal offenses has been reflected.

The difference also reflects in the number of received cases in three departments of basic prosecutions offices over the first semester of 2022 in comparison with the same period of 2021.

In the reporting period, the State Prosecutor, in fulfilling its mandate, faced numerous challenges, such as the process of filling vacancies for prosecutors, the number of cases inherited from previous years with unknown perpetrators and other challenges.

Despite these challenges emerged in this period, the State Prosecutor has managed to show a good performance.

## **1.1. General information on State Prosecutor**

The State Prosecutor is a constitutional institution, independent, impartial with the mandate and responsibility for the investigation and prosecution of suspected perpetrators of criminal offenses, as stipulated by law. State Prosecutor carries out its mandate as stipulated by Constitution and Law, within the structure and competences in accordance with applicable law.

State prosecutors are authorized to represent the public interests before Courts of the Republic of Kosovo and to request from the court to order measures in accordance with the Criminal Procedure Code.

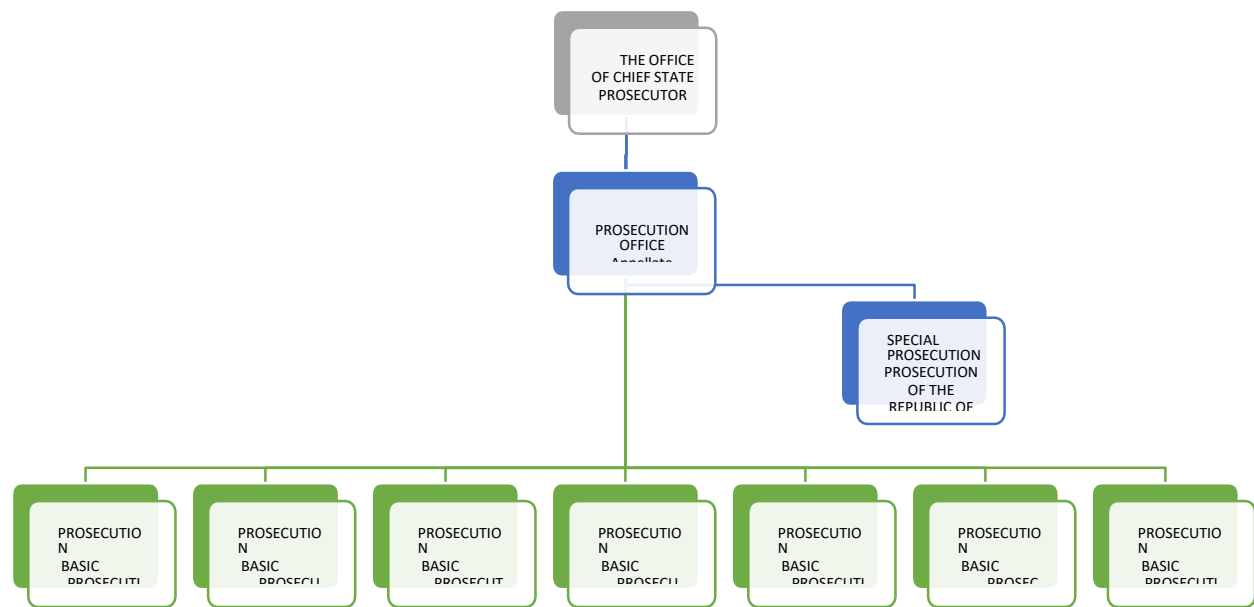
Law on the State Prosecutor shall determine its functions and responsibilities, which, inter alia, include: the exercise of prosecutorial functions independently, in a fairly, objectively and impartial manner, to ensure that all persons shall be treated equally, apply the highest standards of health care during the performance of official positions, behave in a fair and professional manner in his personal and professional life, based on the applicable laws and the Code of Professional Ethics, protect legal rights of the victims, witnesses, proceeding, defendants and convicted persons, as well as in undertaking of these actions needed for detecting criminal acts and their perpetrators, investigation and prosecution of criminal offenses within time limit

### **1.1 Organizational structure of State Prosecutor**

Organizational structure of the institution of State Prosecutor in the Republic of Kosovo is as follows:

- Office of Chief State Prosecutor, the highest instance of State Prosecutor, having the authority over the entire territory of the Republic of Kosovo;
- Appellate Prosecution, as a second instance having the authority over the entire territory of the Republic of Kosovo;
- Special Prosecution of the Republic of Kosovo, being the specialized prosecutorial body, has the jurisdiction over the entire territory of the Republic of Kosovo;
- Basic Prosecution Offices throughout the territory of seven (7) regions of Kosovo.





Graph 1: Organizational structure of State Prosecutor

## 1.2 Number of prosecutors

In 2022, the total number of Prosecutors at the institution of State Prosecutor has numbered 183 prosecutors. From the total number of prosecutors, 105 or 57.37% are males and 78 or 42.63% are female whereas regarding the ethnic composition of the State Prosecutor, 167 or 91.25% are Albanians, or 7.65% 14 Serb and 2 or 1.09% of other ethnicities.

Two (2) State Prosecutors have advanced during the first semester of 2022

The following is the number of prosecutors in OCSP, AP, SPRK and BPs:

	OCSP	Appellate	SPRK	Prishtina	Prizren	Peja	Gjilan	Mitrovicë	Gjakova	FERIZ AJ	In total:
Chief Prosecutors	1	1	1	1	1	1	1	1	1	1	10
SCD		3		13	5	5	4	5	2	5	42
MD				7	2	2	2	3	1	1	19
GD		3		24	14	10	6	10	10	12	88
Prosecutors	8		16								24
In total:	9	7	17	45	22	18	13	19	14	19	183

Table 1: The number of prosecutors at the OCSP, AP, SPRK and BPs, by departments

### 1.3 Professional Capacity Building for Prosecutors

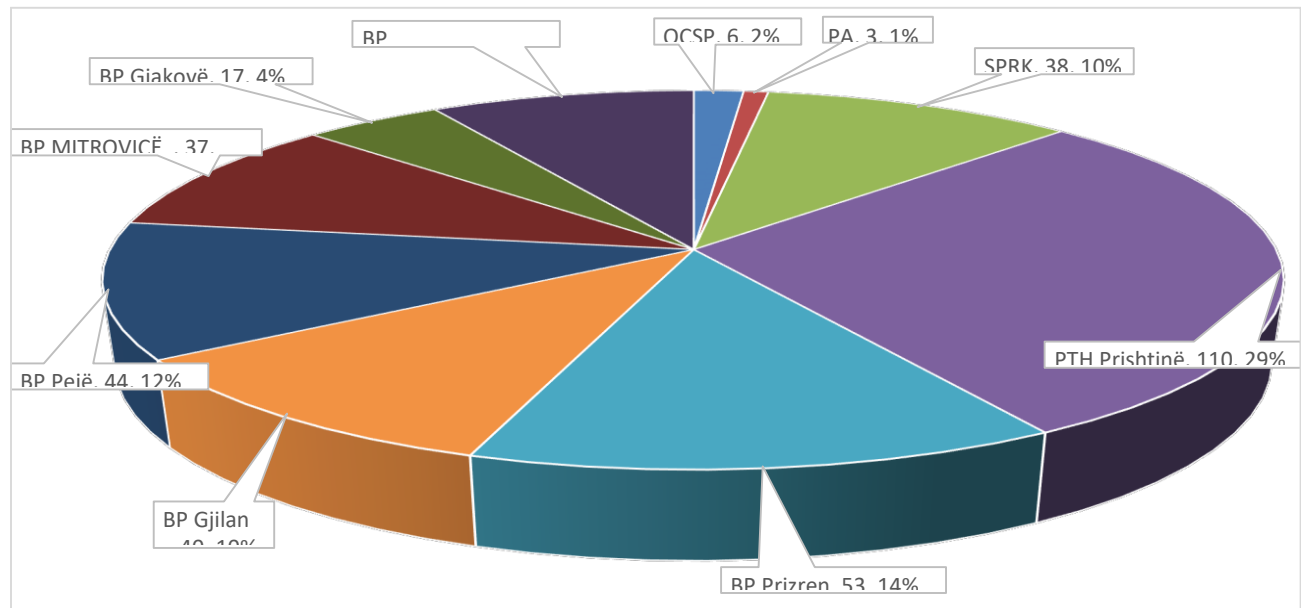
State prosecutors have participated in trainings in the first half of 2022, in the main components of the training program organized by the Academy of Justice (AJ), the U.S. Embassy in Prishtina, the Office of the EU, etc., which have been attended with physical participation or through the ZOOM electronic platform in the Continuous Training Program and other activities such as workshops, roundtables, conferences, etc.

During this period prosecutors have taken part in 48 (forty eight) trainings among them the most dominant one were: Substantive and procedural criminal law, human rights in the context of the European Convention for the Protection of Human Rights and Fundamental Freedoms, organized crime, trafficking in human beings, financial crimes, terrorism, witnesses, international legal cooperation, corruption, cyber-crime, legal forensics, development of practical skills of prosecutors, etc.

In coordination with PPRU, prosecutors have participated in various legal education activities, where out of 183 prosecutors in the reporting period, in ongoing training and promotion, the total number of prosecutors participating in training is 380 as follows:

- Prosecutors from OCSP attended 6 trainings,
- Prosecutors from AP attended 3 trainings,
- Prosecutors from SPRK attended 38 trainings
- Prosecutors from BP of Prishtina attended 110 trainings,
- Prosecutors from BP of Prizren attended 53 trainings,
- Prosecutors from BP of Peja attended 44 trainings,
- Prosecutors from BP of Mitrovica attended 37 trainings,
- Prosecutors from BP of Gjilan attended 40 trainings,
- Prosecutors from BP of Gjakova attended 17 trainings,
- Prosecutors from BP of Ferizaj attended 32 trainings.

Total number of 13 prosecutors were engaged in the training of prosecutors as trainers, whereas the percentage of prosecutors taking part in this training is as shown in the graph below:



Graph 2: Participation of prosecutors in trainings by prosecution offices

#### 1.4 Engagement of state prosecutors in committees, working groups and other panels

State prosecutors during first semester 2022 have been engaged in many committees in the process of recruiting state prosecutors, processes of promotion and transfer of prosecutors, disciplinary panels, and evaluation panels for the election of Chief Prosecutors as well as many other activities in function of the regular development of processes within the prosecutorial system.

State prosecutors have served in committees established by Kosovo Prosecutorial Council as permanent commissions, such as: Committee on Normative Acts, the Committee on Budget and Finance and Personnel, Committee for Assessment of The Performance of Prosecutors, Committee for Administration of Prosecution Offices, Committee for supervision of the implementation of the Strategic Plan of the Committee for media monitoring and other Committees as assigned by Kosovo Prosecutorial Council.

Prosecutors' special commitment made also being part of the working groups, which drafted legislation, by-laws, concept documents and have represented the prosecutorial system within activities of the state institutions related to the work of the prosecutorial system.

## 1.5 Challenges

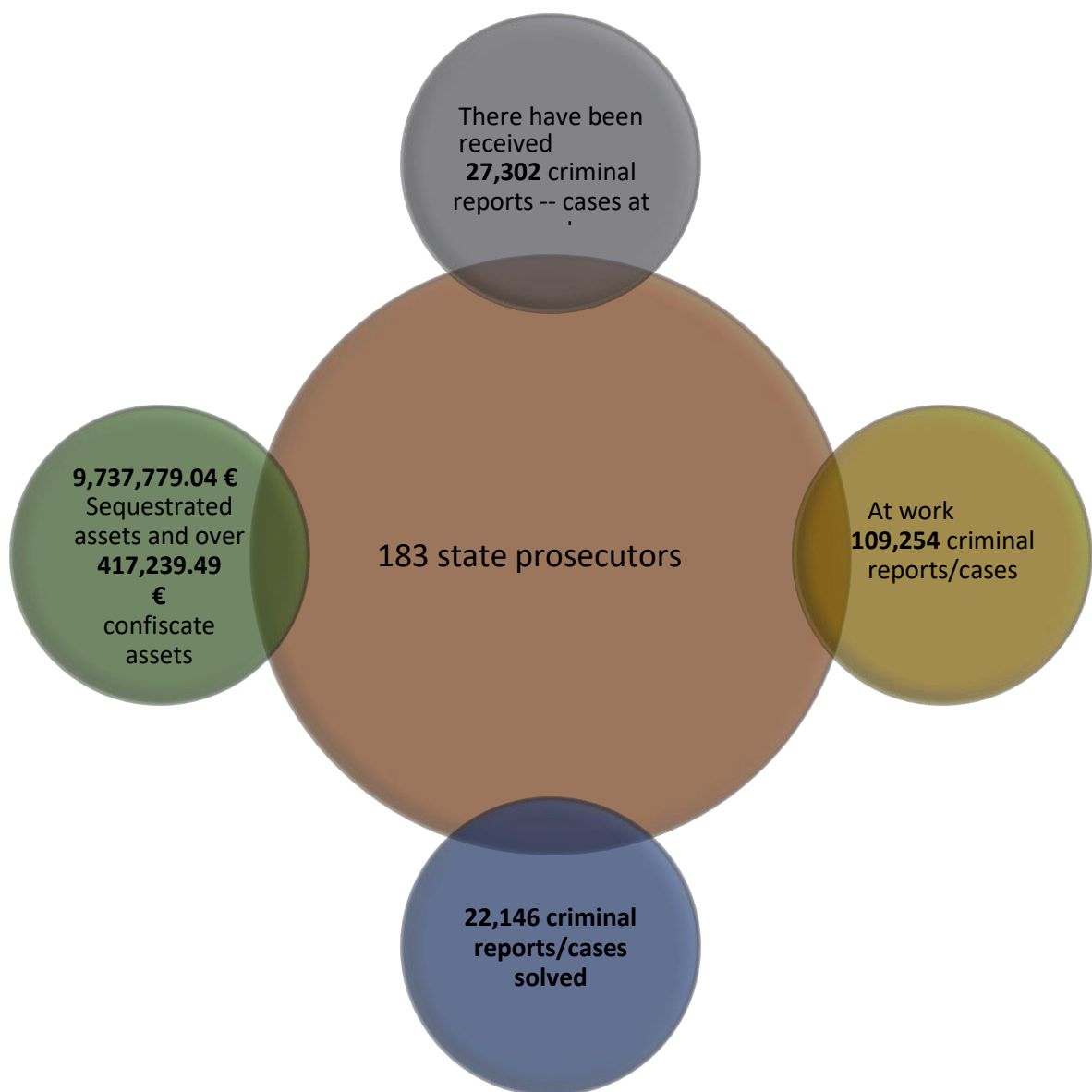
During first six-month period of 2022, the State Prosecutor has faced with different challenges in fulfilling its legal mandate. Among other challenges are as follows:

- The number of inherited cases from the previous years with unknown committers (PPP);
- Implementation of Electronic System for Case Management CMIS);
- The handling of war crimes cases, terrorism, corruption, financial and economic crime;
- Coordination of activities of joint Team for targeting serious crimes;
- The development of the professional capacities of the prosecution and the staff;
- Insufficient capacities of translation from Albanian language to Serbian and vice versa;
- Sequestration and confiscation of assets acquired by criminal offense;
- Handling of cases through the implementation of the alternative procedures;
- International Legal Cooperation;

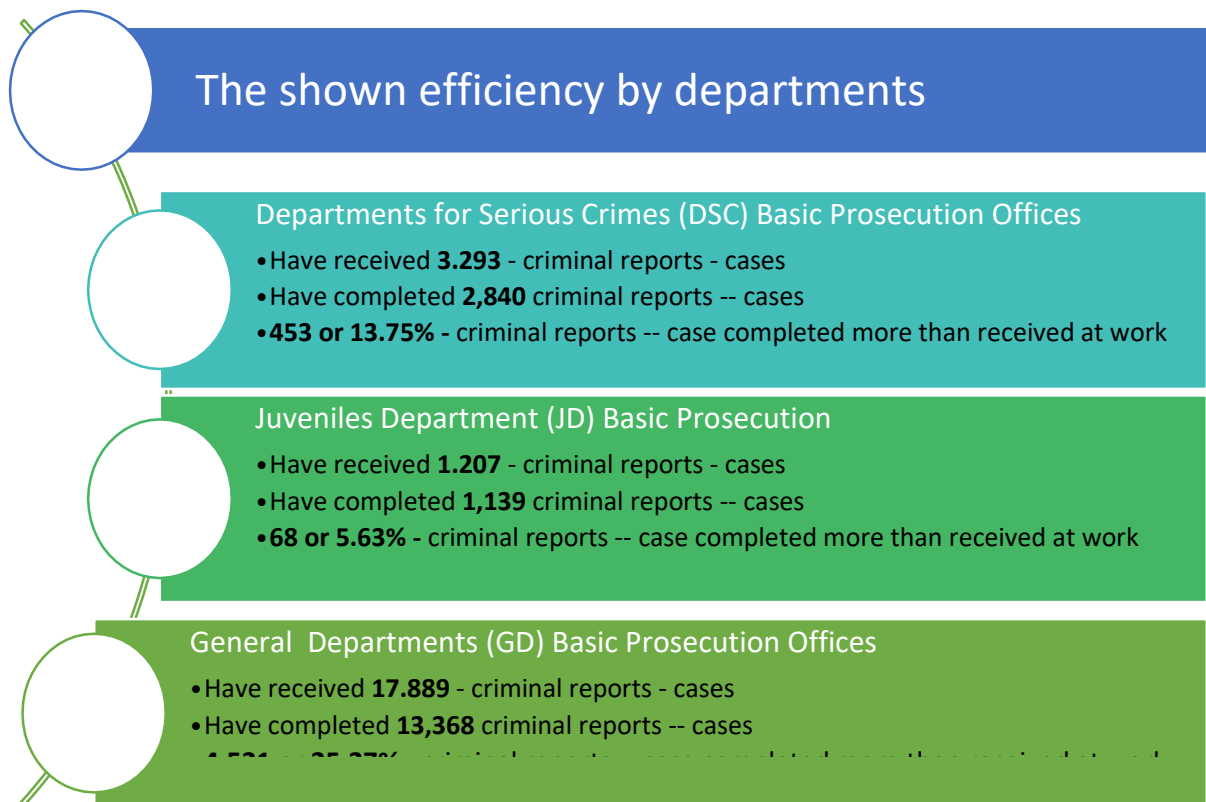
## 2. Main achievements of State Prosecutor during the first semester 2022

During six-month period of 2022, State Prosecutor has had a great number of cases be those transferred or received during the reporting period. SP is maximally committed at resolving cases, especially cases determined with priority under strategies and policies of the KPC and SP.

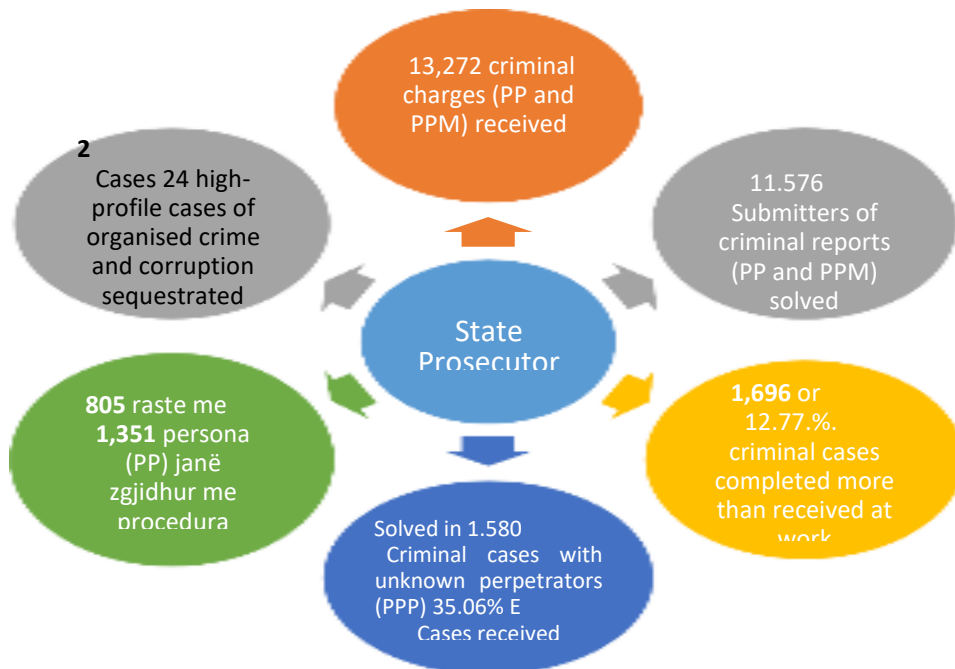
In this part will be presented some data, which in comprehensive manner show some of main achievements of SP during the six-month period of 2022, while other data contained in this report are shown as below:



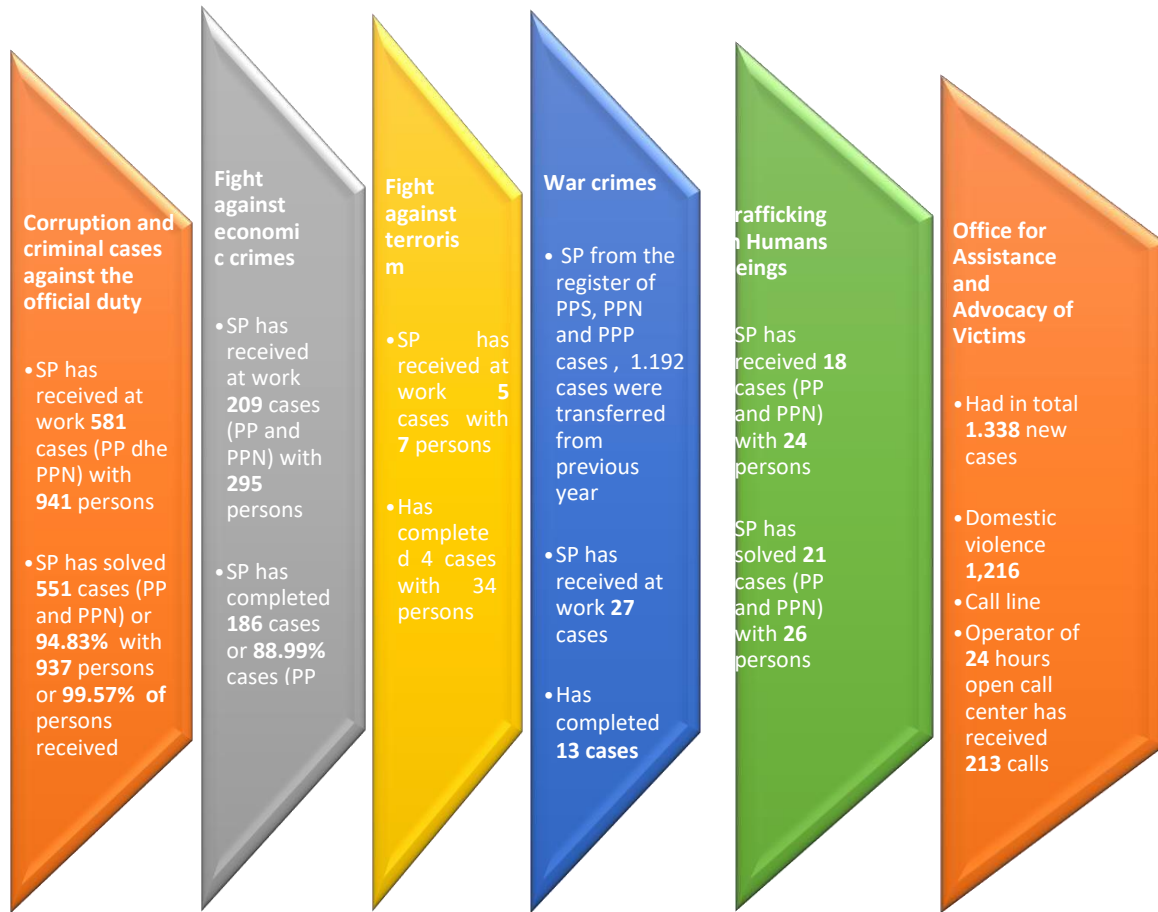
Graph 3: Some of the main achievements of SP, for the number of backlog and completions



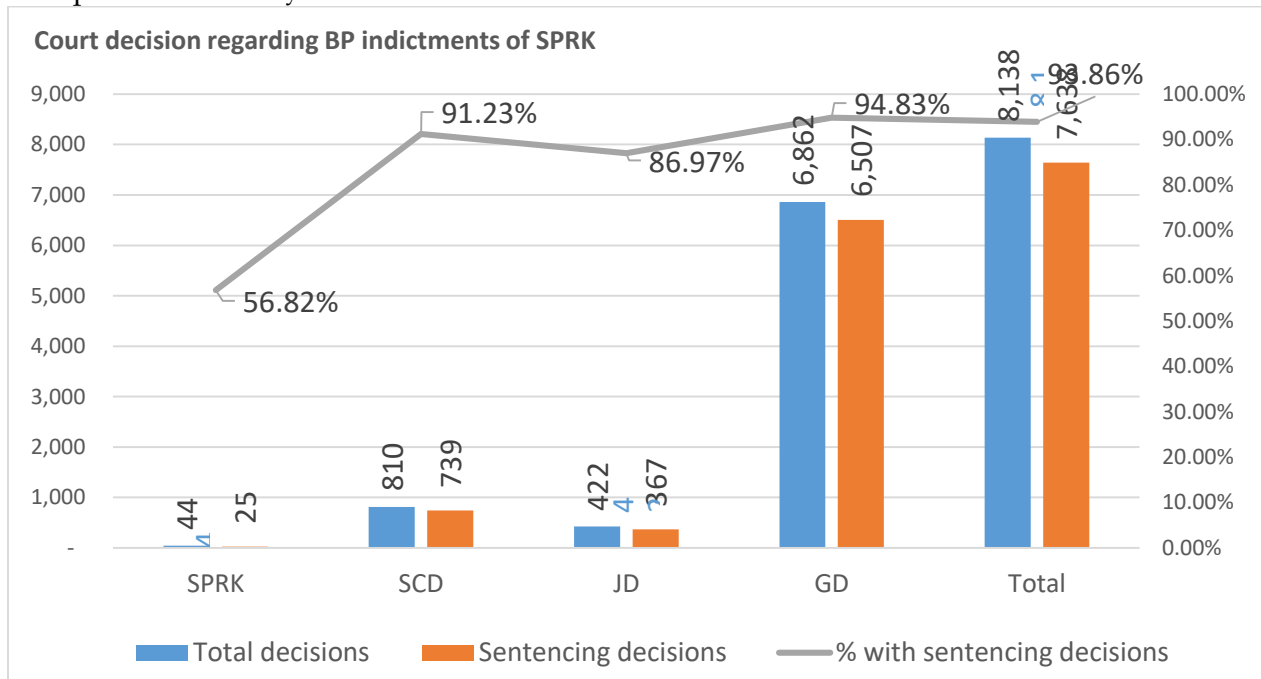
Graph 4: Efficiency of the SP, indicated for the criminal offenses



Graph 5: Efficacy of the SP, in completing cases based on cases nature



Graph 6 The efficiency of the SP shown for characteristic criminal offences



Graph 7 Efficacy of the PS, by court decisions

### **3. Results of SP's Work on specific criminal offenses**

The State Prosecutor during the first six-month period of 2022 has paid particular attention to the solving of cases dealing with several criminal offenses of a more specific nature, such as:

- Terrorism;
- War Crimes;
- Organized Crime
- Cases targeted in the SPRK database;
- Corruption and Economic Crimes;
- Trafficking in human beings and
- Confiscation and seizure of property acquired through criminal offenses

#### **3.1 Investigation and prosecution of the perpetrators of terrorist offenses**

During the first semester of 2022, the State Prosecutor has dealt all cases of terrorism with high priority. During the first semester of 2021, SP based on cases register PPS, has received 5 cases with 7 persons, whereas PPS during this period has solved 2 cases with 32 person, on the other hand from the cases register PPN has received 5 and solved 1 of case.

The way of solving of cases is as follows:

- In 1 case against 27 persons – Decision on the suspension of PPS investigations;
- In 1 case against 5 persons - Dismissal of the criminal complaint PPS
- In 1 case - The case was transferred to the register of known perpetrators (PPS) PPN.

#### **3.2 Handling of war crime cases**

During the year 2015, within the Special Prosecution of the Republic of Kosovo, War Crime Department has been established.

As a result, during the reporting period, State Prosecutor, from the PPS, PPN and PPP registry from previous year had transferred in 1.192 cases in total, has received at work 27 new cases and completed 13.

The way of solving of cases is as follows:

- In 1 case against 1 person – Indictment after investigation (PPS);
- In 1 case, 17 persons joined the other case (PPS);
- In 9 cases – Closure Report (PPN);
- In 1 case – The case has moved to the PP register from the register (PPN), and
- In 1 case – The case has moved to the PP register from the register (PPP),



### **3.3 Organized Crime**

During the first six months of 2022, the State Prosecutor treated organized crime cases with high priority. The State Prosecutor had at work 70 cases involving 501 persons, of which 12 with 90 persons received as new cases. Out of them, 8 cases with 29 persons were solved, while 62 cases with 472 persons remained unsolved.

### **3.4 Targeted cases at SPRK database**

With the decision of the Chief State Prosecutor dated 28.12.2015, the Joint Team for the selection and targeting of serious crimes established, consisting of representatives of law enforcement institutions, such as Kosovo Police, Kosovo Customs, Kosovo Tax administration, Financial Intelligence Unit, or Agency for Management of Seized and Confiscated Assets and Kosovo Correctional Service.

The State Prosecutor has created a database that contains information on targeted cases of organized crime and high-level corruption. To date, this database includes data on 82 cases involving 740 high-profile individuals in organized crime and corruption cases.

During the first half of 2022, 2 cases involving 24 persons were targeted and indictments were filed against 6 persons.

The creation of this team by the Chief State Prosecutor aims to give priority to the cases of serious crimes and high-level corruption, which has shown indisputable success.

### **3.5 Performance of the State Prosecutor in the fight against corruption and economic crimes**

The handling of corruption cases was among the main priorities of the State Prosecutor for the first half of 2022. The implementation of the Strategic Plan (2018-2021) and the action plan for increasing efficiency in the fight against corruption and economic crimes. The Unit gave support to this implementation plan for Combating Corruption and Economic Crimes, by a separate Commission established by the Council supervised their actions.

As result of State Prosecutor actions in solving of corruption cases during the first semester of 2022, the following data listed below:

Cases with the Prosecution offices	Corruption				Economic Crimes			
	PP		PPN		PP		PPN	
	criminal reports	Persons	criminal reports	Persons	criminal reports	Persons	criminal reports	Persons
Received	232	480	349	461	177	262	32	33
Solved	170	353	381	584	163	247	23	31
%	73.27%	73.54%	109.16%	126.68%	92.09%	94.27%	71.87%	93.93%
Unsolved	455	1258	677	1070	435	625	162	196

Table 2: Data related to achievements of the SP in the fight against corruption and economic crime

### 3.6 The State Prosecution Performance in fighting trafficking in human beings

With the goal to increase efficiency in the fight against trafficking in human beings, the State Prosecutor has appointed the Coordinator for Combating Trafficking in Human Beings, which is part of the National Authority against Trafficking in Human Beings. The State Prosecution Office, in this regard has been an active part of all mechanisms for combating trafficking in human beings as part of state strategies and policies.

State Prosecutor has handled with priority cases of Trafficking in Human Beings. During the six-month period of 2022, State Prosecutor for adult perpetrators had at work 65 cases involving with 99 persons. 20 cases have been solved with 25 persons, whereas 45 cases have remained unsolved with 74 persons.

On the other hand, it had at work 4 cases with 7 persons, and 3 cases with 6 persons remained unsolved.

### 3.7 Progress in the field of seizure and confiscation of assets acquired through criminal offence

In order to increase the efficiency in fighting Economic Crimes particularly in seizure and confiscation of illegal assets, the National Coordinator on Combating of Economic Crimes operates within the Prosecutorial System (NCCEC).

Because of the multidimensional approach and the inter-institutional coordination by NCCEC, during the first semester of 2021 a progress recorded in the area of seizure and confiscation of assets acquired through criminal offenses. Thus, according to the data, a total of €9,737,779.04 were frozen and seized this six-month period, and €417,239.49 of assets were confiscated.

## 4. Contents of Work Report of State Prosecutor for the first semester of 2022

The State Prosecution Work Report for the first semester of 2022 presents the State Prosecution work carried out by all Kosovo Prosecutions at all levels covering the period between January and June from all Prosecution offices. This report is compiled based on statistical data and reports prepared by prosecution offices, processed at country level by relevant offices within the prosecutorial system.

Report has a structure that enables readers to orientate and to easily understand work processes of State Prosecutor and to be informed for work results, by presenting them in a simplified manner, from some points of view.

In this report, the work of the State Prosecutor is presented according to the structure as follows:

- Work report, by the number of criminal reports-cases transferred from the previous year, received at work, solved and unsolved;
- Report on Applicants of Criminal Reports;
- Work report by prosecution offices;
- Work report by departments in the prosecution and
- Work report according to the efficiency of prosecution offices.

### 4.1 Criminal reports/cases at work

The State Prosecutor (SP) during the first semester of 2022 has had at work 109,254 criminal reports-cases in total (cases from these registries: PP, PPM, PPN, ILA, PPP, AP and OCSF cases)

Out of this number of cases:

- 81,952 or 75.01% cases have been inherited/transferred from the previous years and
- 27,302 or 24.99% have been received at work during the first semester of 2022;

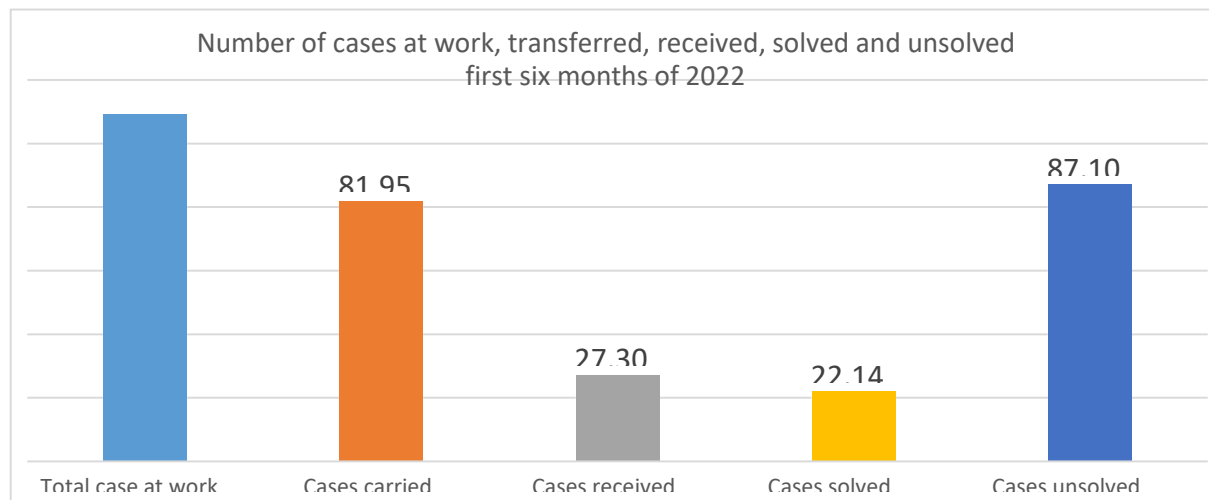
During this year, out of this number of cases:

- 22,146 or 20.27% received cases during the first semester period of 2022 have been solved or proceeded before competent authorities
- 87,108 or 79.73% of all received cases remained unsolved;

Effectivity of completed cases during six-month period of 2022 is, as follows:

- 22,146 criminal reports/cases have been completed in total,
- 5,156 criminal reports/cases were solved less than received during the reporting period, or
- 18.88% criminal reports-cases solved more than received.

1 The inherited cases from previous years are also included in this number of completed cases.

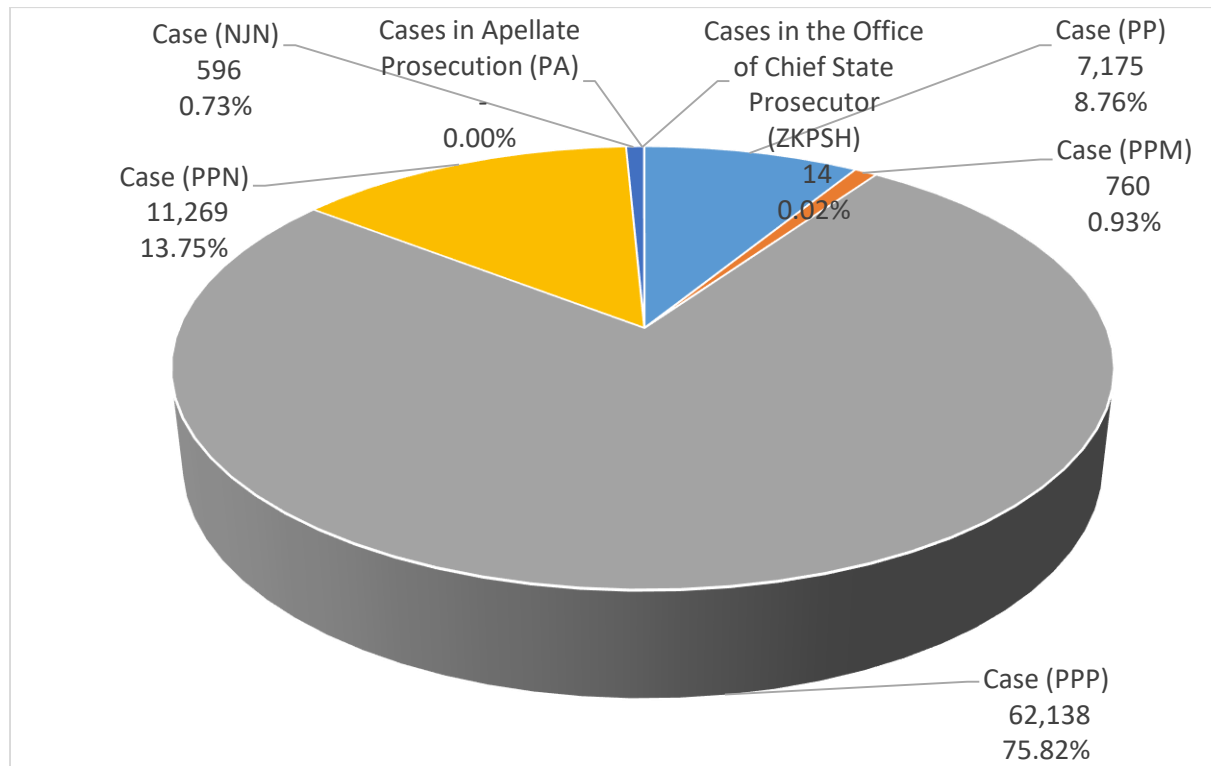


Graph 8: Number of cases at work, transferred, received, solved and unsolved during first six months of 2022

## 4.2 Cases transferred from 2021 to the first semester 19

From 2021 to the first semester of 2022, 81,952 cases - criminal reports have been transferred to all departments and based on all records of prosecution offices. According to the data for all types of criminal reports - cases, the status of the transferred cases is as in the graph below:

- 7,175 criminal reports of major perpetrators (PP) of criminal offenses or 8.75%;
- 760 criminal reports of juvenile perpetrators (PPM) of criminal offenses or 0.92%;
- 62,138 criminal cases with unknown perpetrators (PPP) of criminal offenses or 75.82%;
- 11,269 different criminal cases (PPN) or 13.75%;
- 596 cases on International Legal Assistance (ILA) or 0.72%;
- 0 cases in the Appellate Prosecution (PA) or % and
- 14 cases in the Office of the State Prosecutor (OCSP) or 0.01%.

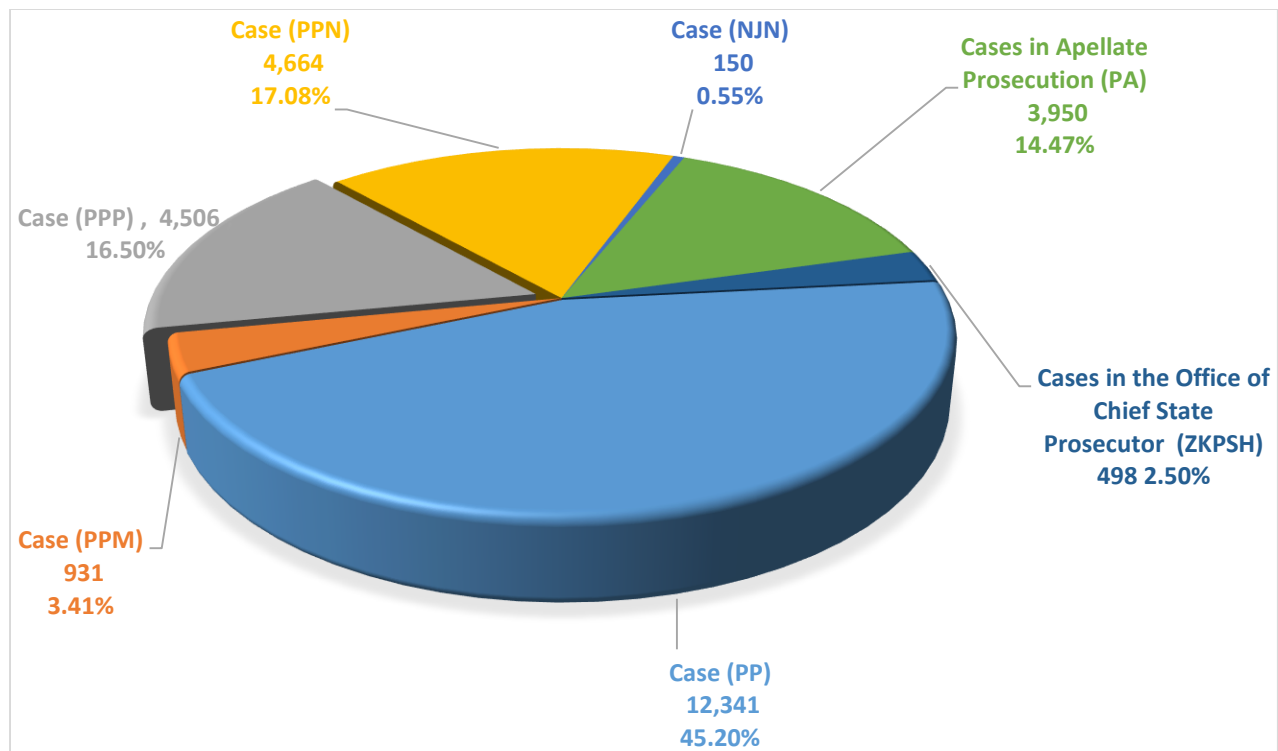


Graph 9: Reports - criminal cases transferred from 2021

#### 4.3 Cases received at the first semester 2022

During the first six months of 2022, 27,302 reports-criminal cases were received, of which, according to the records at the State Prosecutor, are as follows:

- 12,341 criminal reports of major perpetrators (PP) of criminal offenses or 45.20%;
- 931 criminal reports of juvenile perpetrators (PPM) of criminal offenses or 3.41%;
- 4,506 criminal cases with unknown perpetrators (PPP) of criminal offenses or 16.50%;
- 4,664 different criminal cases (PPN) or 17.08%;
- 150 legal aid cases against (ILA) or 0.54%;
- 3,950 cases in the Appellate Prosecution Office or 14.46% and 760 cases in the Chief State Prosecution Office (ZKPSH) or 2.78%.

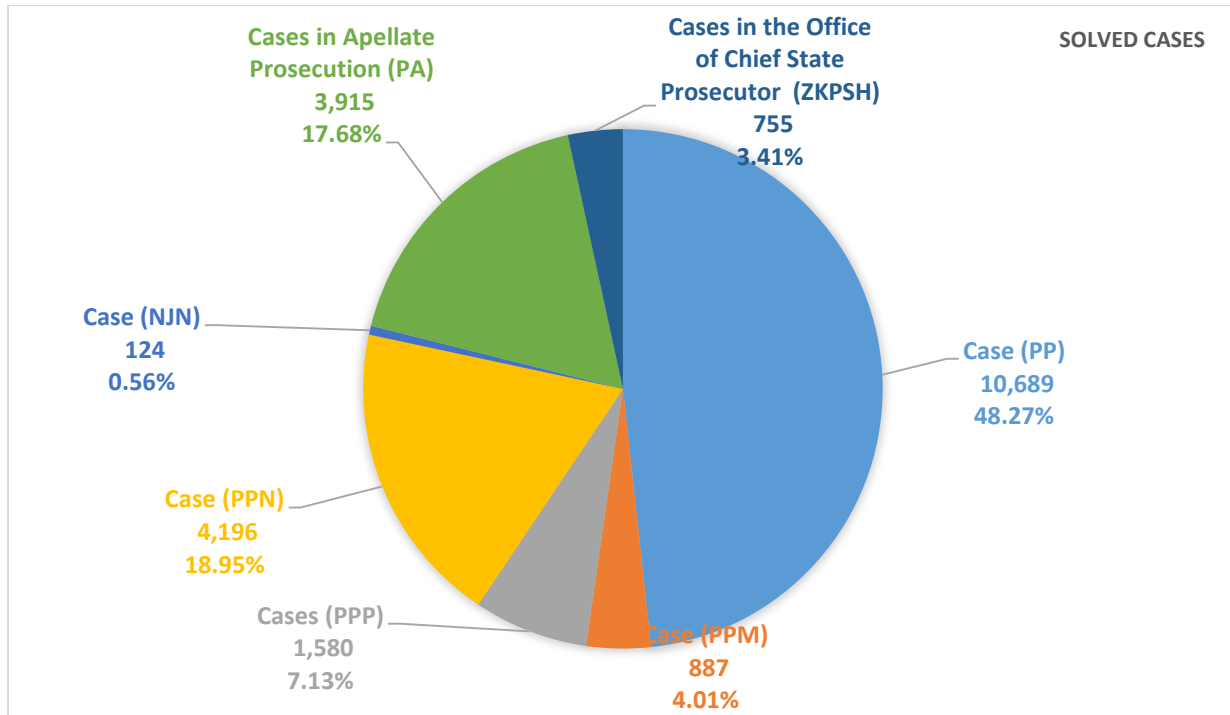


Graph 10: Reports - criminal cases received at work during the first half of 2022

#### 4.4 Solved cases

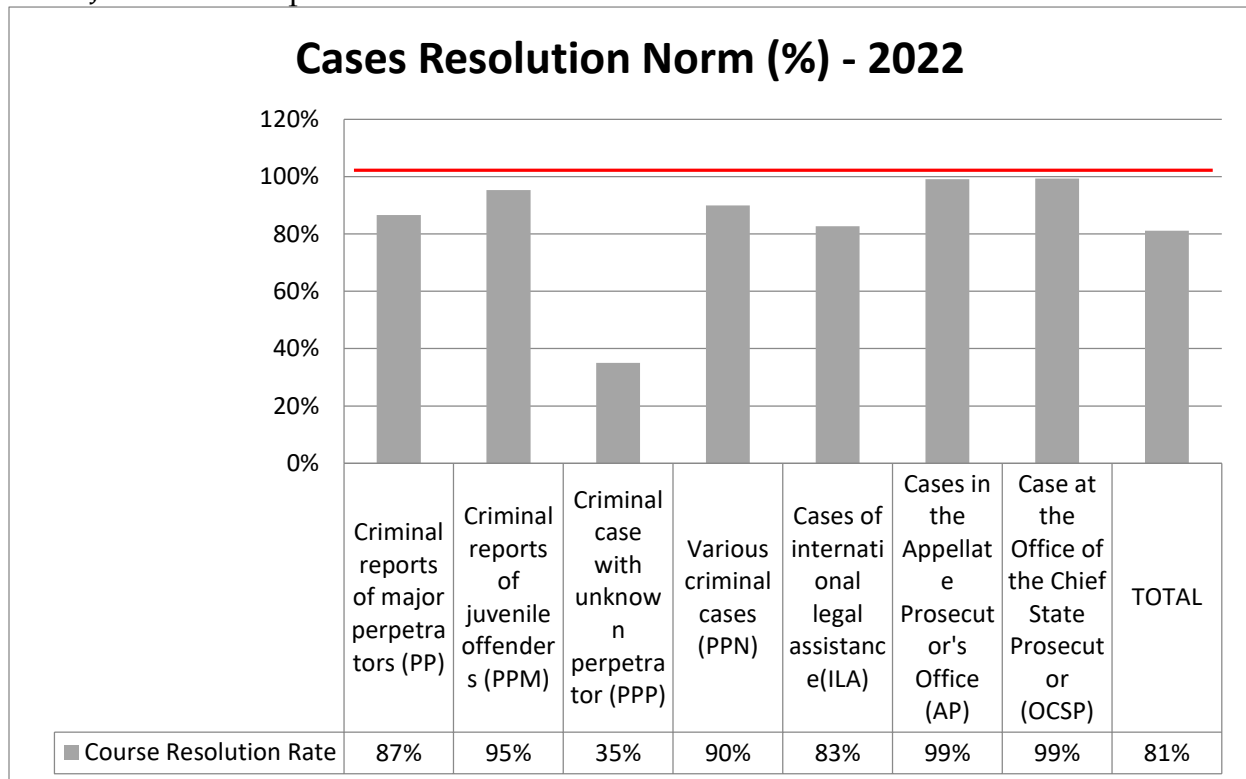
In the first six months of 2022, the State Prosecutor had a high commitment to work, as a result of which a large number of cases were completed, especially in relation to the cases received during this time period. From 22,146 reports-criminal cases that have been solved in total, according to the registers of the prosecutions, including the ZKPSH, the Appeals Prosecution and the PSRK, the situation is reflected as follows:

- 10,689 criminal reports of major perpetrators (PP) of criminal offenses or 44.85%;
- 887 criminal reports of juvenile perpetrators (PPM) of criminal offenses or 3.48%;
- 1,580 criminal cases with unknown perpetrators (PPP) of criminal offenses or 16.93%;
- 4,196 different criminal cases (PPN) or 19.01%;
- 124 cases of international legal aid (ILA) or 0.52%;
- 3,915 cases in the Appellate Prosecution Office (AP) or 12.61%, and
- 755 cases in the Chief State Prosecution Office (OCSP) or 2.60%.



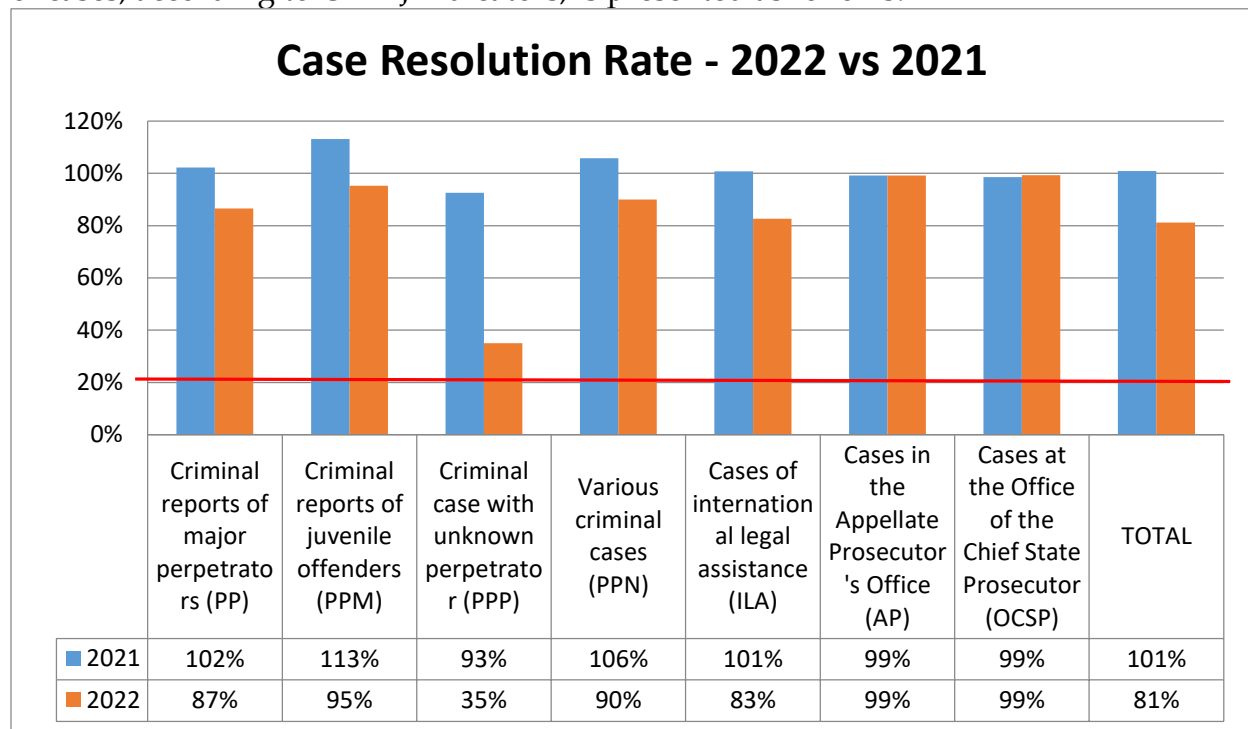
Graph 11: Reports - criminal cases solved during the first half of 2022

The rate of resolution of cases by the State Prosecutor in the first half of 2022 according to CEPEJ indicators is presented as follows:



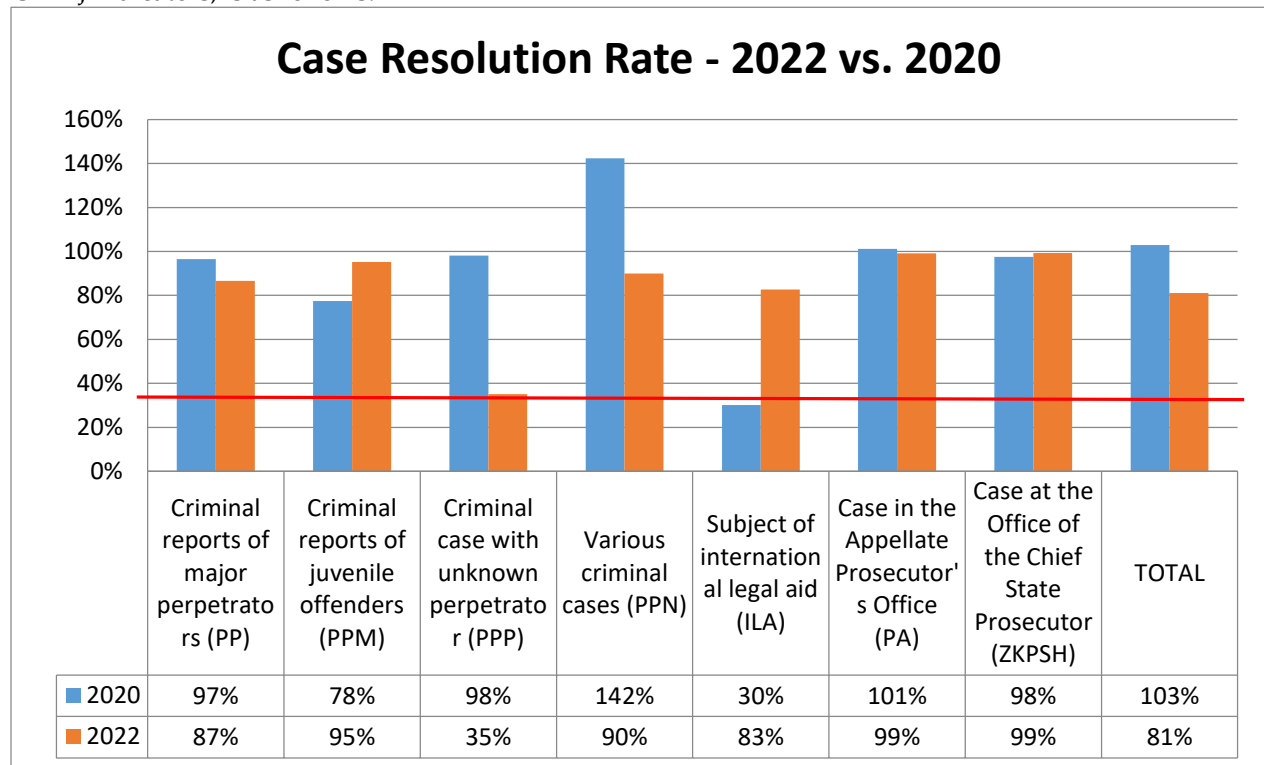
Graph 12: The rate of resolution of cases by the State Prosecutor in the six months of 2022 according to CEPEJ indicators

Compared to the first half of the year 2021-2022, the rate of resolution of cases, according to CEPEJ indicators, is presented as follows:



Graph 13: Rate of resolution of cases by the State Prosecutor in 2021. 2022 according to CEPEJ indicators

Whereas, compared to the first six months of 2020 and 2022, the rate of resolution of cases according to CEPEJ indicators, is as follows:



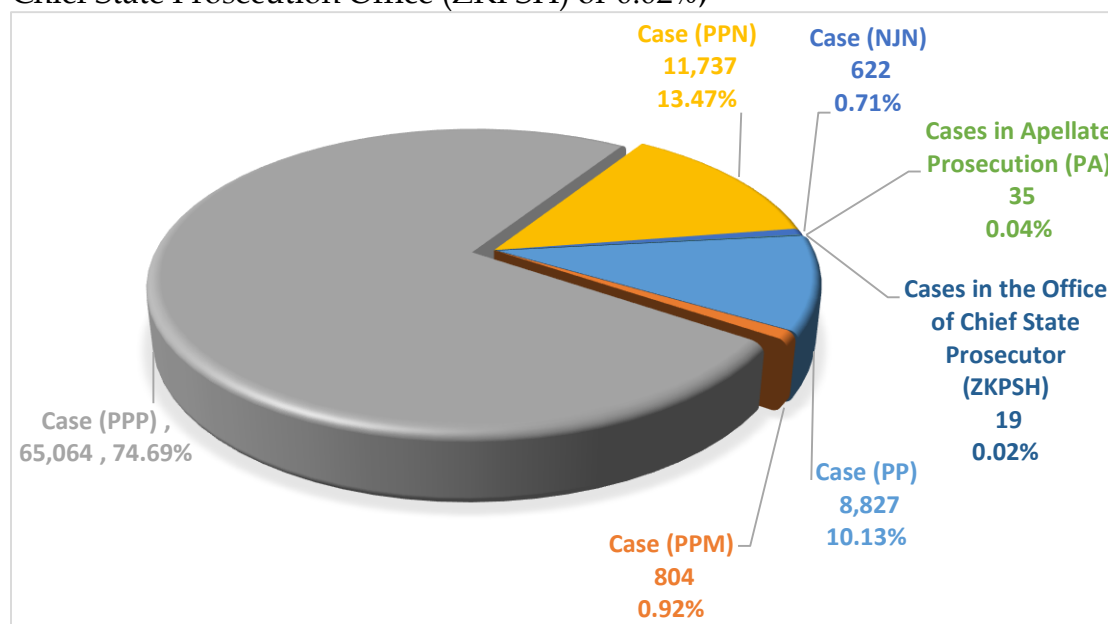
Graph 14: Rate of resolution of cases by the State Prosecutor 2020 2022 according to CEPEJ indicators



## 4.5 Unsolved cases

At the end of the first half of 2022, the number of unsolved cases was 87,108 criminal reports-cases, of which they are:

- 8,827 criminal reports of adult perpetrators (PP) of criminal offenses or 10.13%;
- 804 criminal reports of juvenile perpetrators (PPM) of criminal offenses or 0.92%;
- 65,064 criminal cases with unknown perpetrators (PPP) of criminal offenses or 74.69%;
- 11,737 different criminal cases (PPN) or 13.47%;
- 622 cases of international legal assistance (ILA) or 0.71%;
- 35 cases in the Appellate Prosecution Office (PA) or 0.04%, and 19 cases in the Chief State Prosecution Office (ZKPSH) or 0.02%;



Graph 15: Criminal Reports - pending criminal cases at the end of the first half of 2022

## 4.6 Solved and Unsolved Work Cases

The number of reports - criminal cases at work, solved and those remaining at the end of the first half of 2022, according to the registers, are reflected in the following graph.

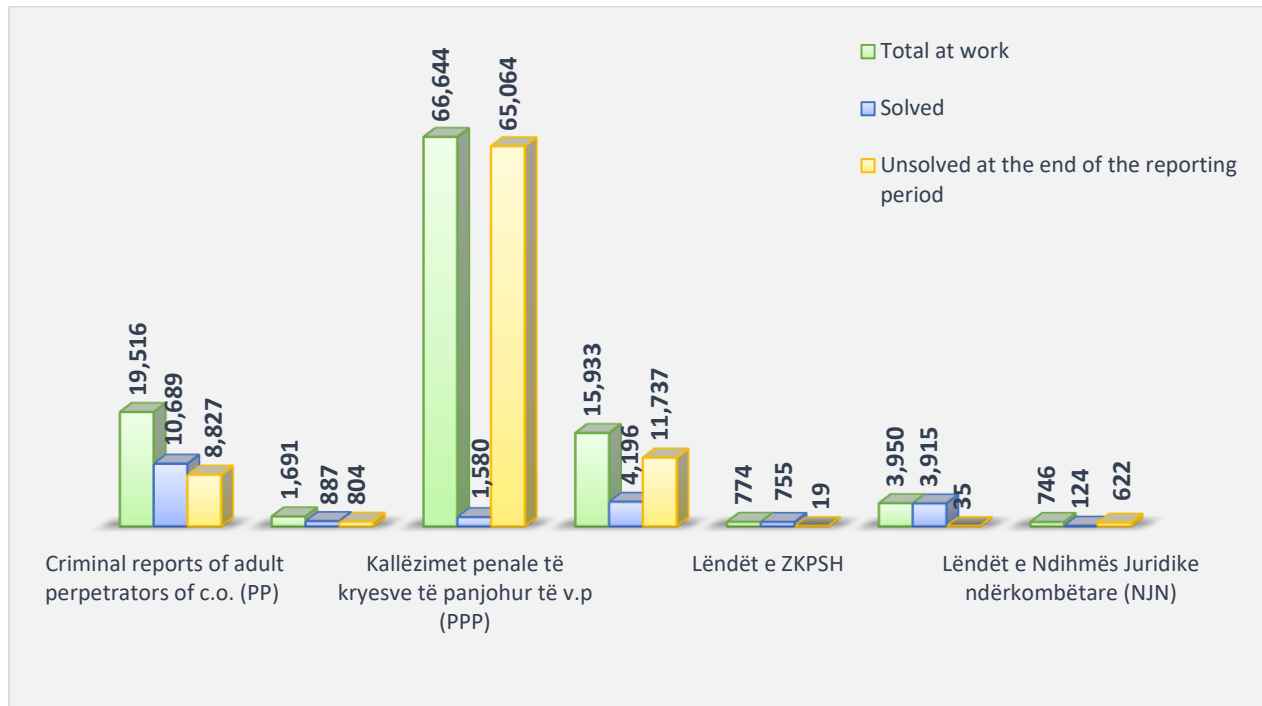


Chart 16: Reports - criminal cases at work, solved and unsolved in the first half of 2022

According to the reflection in graph 17, the largest number of reports - criminal cases at work belongs to:

- Unknown perpetrators of criminal offenses (PPP), with 66,644 or 60.99%;
- Adult perpetrators (PP), with 19,516 or 17.86%;
- Various criminal cases (PPN), with 15,933 or 14.58%.
- Criminal reports of juvenile offenders (PPM), with 1,691 or 1.54%;
- Criminal cases of the Appeal Prosecution with 3,950 or 3.61%;
- OSCP cases 774 or by 0.70%.
- International legal assistance cases (ILA) 746 or by 0.68%.

From this graph, it can be seen that there is not the same trend of the number of cases that are at work according to the type and those solved. Although the largest number of pending cases is from the PPP register, the largest number of solved cases is from the PP register with 17.86%.

#### 4.7 Comparison of received and solved cases between the first half of 2021 and 2022

The following chart shows the comparison of criminal reports-cases (PP, PPM, PPN, PPP) received and solved in the middle of the first half of 2021-2022:

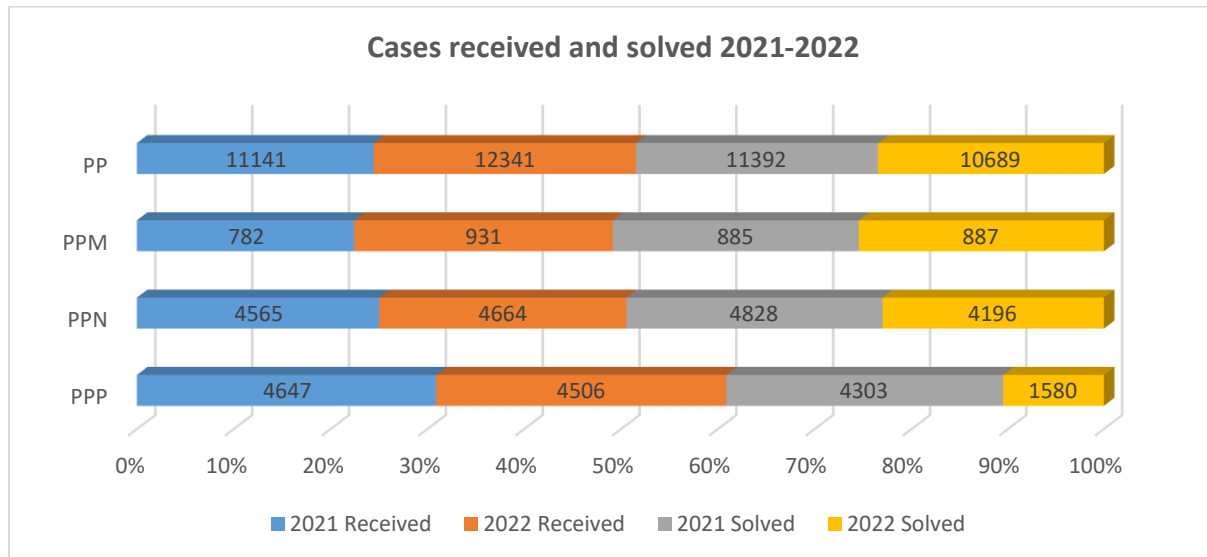


Chart 17: Comparison of cases received at work and solved in the middle of the first semester 2021-2022 for PP, PPM, PPN and PPP registers

The number of criminal reports of adult perpetrators (PP) received at work during the first half of 2022, compared to the same period of 2021, **and has increased** by 1,200 criminal reports or 10.77%. While the number of criminal reports of adult perpetrators (PP) solved during the first half of 2022, compared to the same period of 2021, **has decreased** by 703 criminal reports or 6.17%.

The number of criminal reports of juvenile perpetrators (PPM) received at work during the first half of 2022, compared to the same period of 2021, **and has increased** by 149 criminal reports or 19.05%. While the number of criminal reports of juvenile offenders (PPM) completed during the first half of 2022, compared to the same period of 2021, **has increased** by 2 criminal reports or 0.22%.

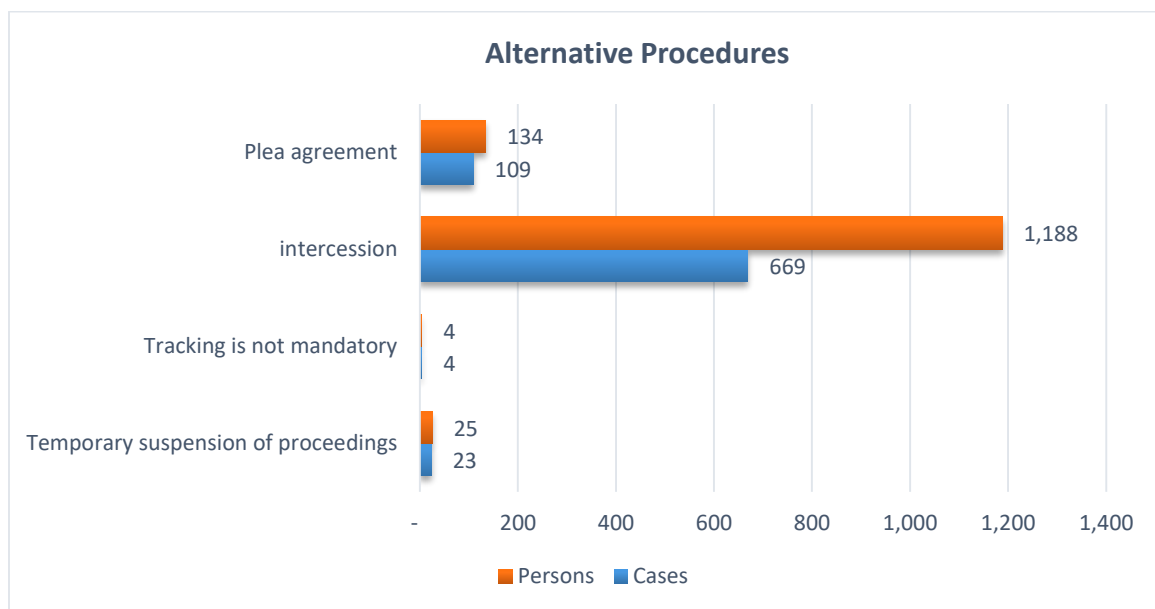
The number of various criminal cases (PPN), received to work during the first half of 2022, compared to the same period of 2021, **has increased** by 99 or 2.16% of cases. While the number of different criminal cases (PPN), completed during the first half of 2022, compared to the same period of 2021, **has decreased** by 632 or by 13.09% of the cases.

The number of cases with unknown perpetrators of criminal offenses (PPP), received to work during the first half of 2022, compared to the same period of 2021, **has decreased** by 141 or 3.03%. While the number of cases with unknown perpetrators of criminal offenses (PPP), completed during the first half of 2022, compared to the same period of 2021, **has decreased** by 2,723 or 63.28%.

#### 4.6 Handling cases with alternative and special procedures

The handling of cases with alternative procedures aims at providing justice in a reasonable time and relieving prosecutors of the burden of a large number of cases. In this function, there is also a special procedure for issuing a punitive order.

As a result of the work, the State Prosecutor has solved 805 cases with 1,351 persons during the first half of 2022, 23 cases with 25 persons with temporary suspension of the procedure (Article 230), 4 cases with 4 persons under the conditions when the prosecution is not mandatory (Article 231), 669 cases with 1,188 persons in the mediation procedure (Article 232), 109 cases with 134 persons with indictment for the plea agreement (Article 233).



Graph 18: Cases solved by alternative procedures and special procedures

From the above data, it results that from the total number of cases received in basic prosecutions (12,294 criminal reports - PP in all basic prosecutions) by the State Prosecutor through alternative procedures, 805 cases or 6.54% with 1,351 persons (out of 18,932 solved persons) or 7.13% of persons.

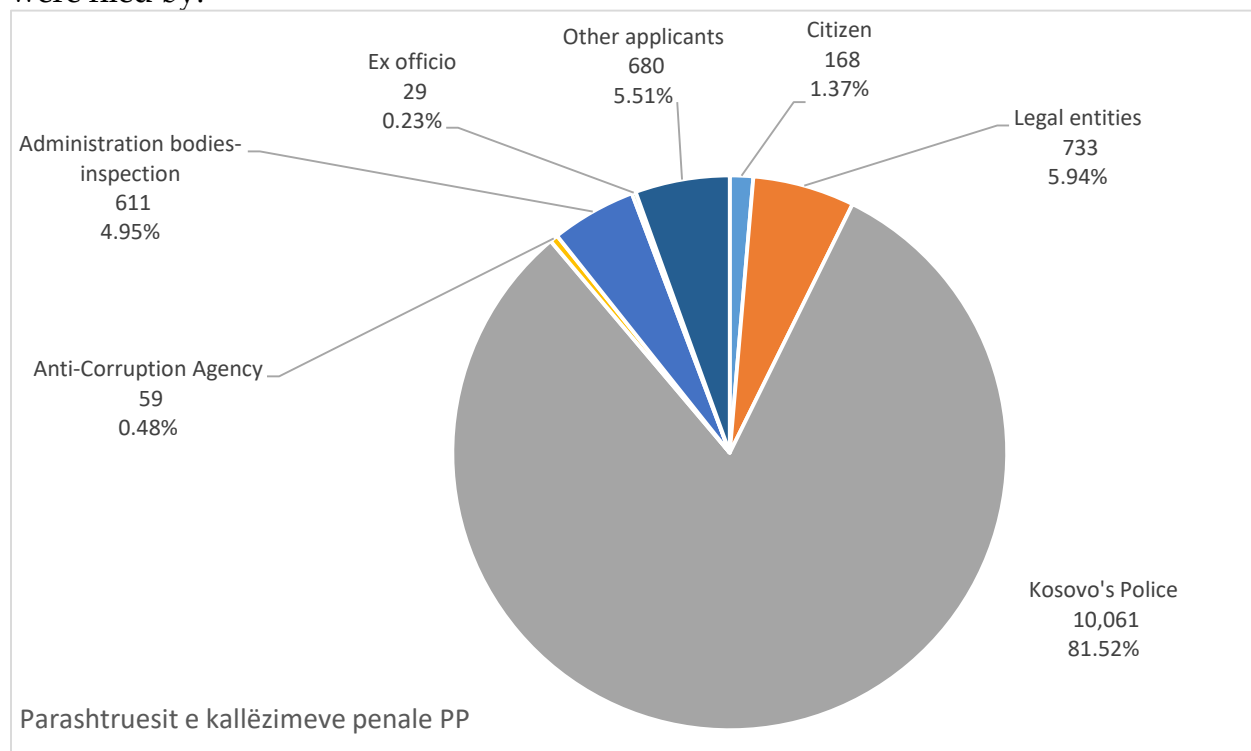
Likewise, during the first six months of 2022, the State Prosecutor solved 1,527 cases of persons with indictments and punitive orders.

## 5. Submitters of criminal reports

In this part, the data related to the submitter and the number of submitters of criminal reports will be presented for the cases that were received to work during the six months of 2022.

### 5.1 Submitters of criminal reports for criminal offenses of adult perpetrators (PP)

During the first six months of 2022, the basic prosecution offices and SPRK have received 12,341 criminal reports with 17,519 major persons (PP). These criminal charges were filed by:

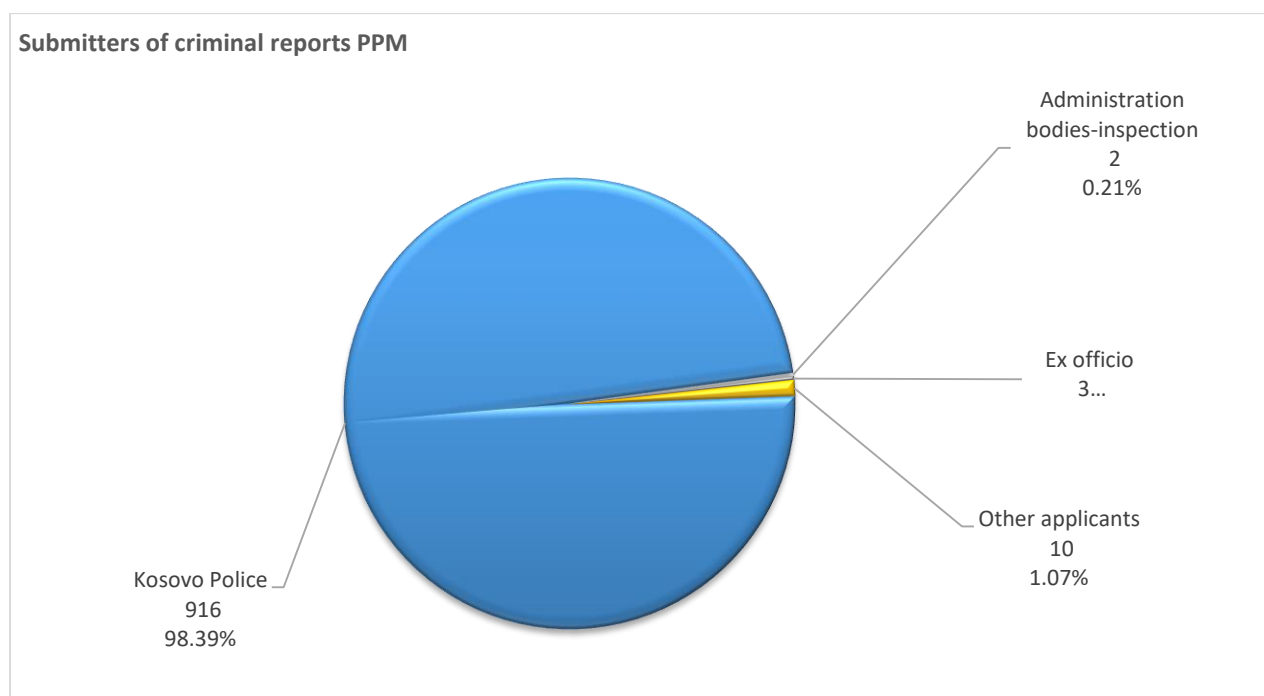


Graph 19: Submitters of criminal reports PP

From the statistical data for the applicants of criminal reports, it is noticed that Kosovo Police with 10,061 criminal reports or 81.52% filed the largest number of criminal reports.

### 5.2 Submitters of criminal reports of juvenile perpetrators of criminal offenses (PPM)

Juvenile Departments (JDs) of Basic Prosecution Offices in the reporting period have received 981 criminal reports against 1,462 juveniles. These criminal charges filed by:



Graph 20: Submitters of criminal reports for criminal offenses committed by juvenile perpetrators PPJ

From this graph, we see that the Kosovo Police with 916 criminal reports or 98.39% of all PPM criminal reports submitted the largest number of criminal reports.

### 5.3 Criminal charges according to prosecutions

Based on the statistics on the number of criminal reports received during the first half of 2022, the following table reflects the number of criminal reports received for major offenders (PP), juvenile offenders (PPM), various criminal cases (PPN) and perpetrators unknown criminal offenses (PPP) according to the territorial competence of the basic prosecutions and the PSRK.

BP+SPRK	PP Register		PPM Register		PPN Register		PPP Register		Total	
	Reports received	No. of the perpetrators	Criminal Reports received	No. of the perpetrators	Criminal Reports received	No. of the perpetrators	Criminal Reports received	No. of the perpetrators	Criminal Reports received	No. of the perpetrators
Prishtinë	4.197	5.431	372	592	1279	NN	1712	NN	7.560	6.023
Prizren	1.374	2.067	83	120	717	NN	578	NN	2.752	2.187
Pejë	1.435	1.954	91	145	717	NN	316	NN	2.559	2.099
Gjakovë	1.216	1.893	133	221	385	NN	383	NN	2.117	2.114
Mitrovicë	1.755	2.434	95	145	415	NN	558	NN	2.823	2.579
Gjilan	1.250	1.739	72	103	555	NN	296	NN	2.173	1.842
Ferizaj	1.067	1.686	85	136	497	NN	663	NN	2.312	1.822
PSRK	47	315	0	0	99	NN	0	NN	146	315
<b>Total</b>	<b>12.341</b>	<b>17.519</b>	<b>931</b>	<b>1462</b>	<b>4664</b>	<b>NN</b>	<b>4506</b>	<b>NN</b>	<b>22.442</b>	<b>18.981</b>

Table 3: Reports - criminal cases received for major perpetrators (PP), minor perpetrators (PPM), various criminal cases (PPN) and unknown perpetrators (PPP) of criminal offenses according to prosecutions

## 6. Cases - criminal reports at work according to prosecution offices

To see the workload and work results of each prosecutor during the first half of 2022, the following data will be presented.

### 6.1 The Office of the Chief State Prosecutor

The Office of the Chief State Prosecutor of the Republic of Kosovo, during the first six months of 2022, had 774 criminal cases at work.

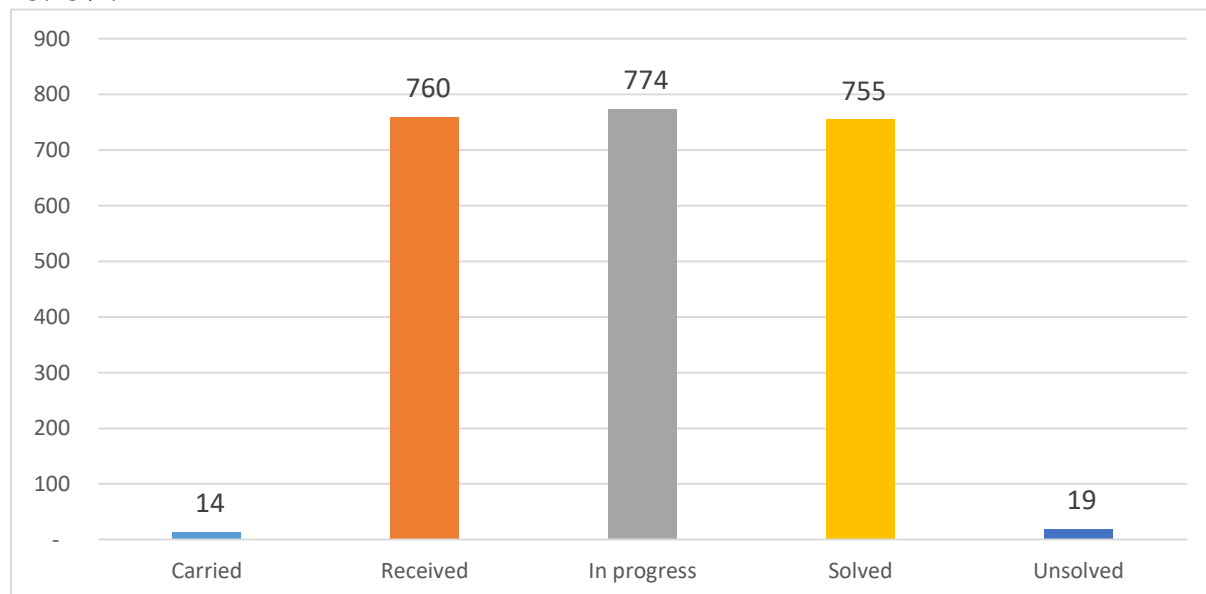
Among them are the following:

- 14 or 1.80% were unsolved cases from the previous periods, whereas
- 760 or 98.19%, cases received at work during the reporting period.

Out the number of cases at work during the reporting period, the prosecutors at the Office of the Chief State Prosecutor solved 755, 97.54%, while at the end of the reporting period 19 cases remained unsolved, or 2.45% of the cases that were at work during the year.

From the data presented above, it can be seen that the prosecutors in the Office of the Chief State Prosecutor during the first half of 2022 have solved 5 cases or 0.65% less cases than they received at work.

The number of cases received for work at the Office of the Chief State Prosecutor during the first half of 2022, compared to the same period of 2021, **has increased** by 90 cases or 13.43%.



Graph 21: Overview of received, transferred, solved and unsolved cases in OCSP

### **6.1.1 Decisions of the Office of the Chief State Prosecutor**

The Chief State Prosecutor, as the head of the State Prosecutor with responsibility for the management and representation of the State Prosecutor and the Prosecution office structures, has the competence to issue rules, instructions and general decisions that are mandatory for all chief prosecutors and prosecutors with the aim of implementing legality, increasing efficiency and unique implementation of practices and legislation.

The Chief State Prosecutor has jurisdiction over the entire territory of the Republic of Kosovo and has exclusive jurisdiction over cases in the third instance before the Supreme Court, as well as over all cases involving extraordinary legal remedies. The Chief State Prosecutor can take charge of any case in any Prosecution Office of the Republic of Kosovo as defined by law.

Chief State Prosecutor Mr. Aleksandër Lumezi, completed his seven-year constitutional mandate on April 21, 2022, while by the decision of the Kosovo Prosecutorial Council, the position of Chief State Prosecutor from April 22, 2022 until the appointment of the new Chief State Prosecutor is acted by the prosecutor of the Office of Chief State Prosecutor Mr. Besim Kelmendi.

During the period January - June 2022, the Chief State Prosecutor has issued the following decisions:

Chief State Prosecutor Mr. Aleksandër Lumezi, from the beginning of the reporting period (January 2022), until the end of the mandate on April 21, 2022, has taken 10 decisions on the delegation of cases to competence from the PPN register, one decision from the A register, four (4) decisions (cases disciplinary) with A.D., as well as one (1) request for preliminary investigations regarding the enormous increase in the prices of basic food items.

Likewise, the Chief State Prosecutor has made a decision on the appointment of the annual conference of prosecutors.

Whereas, the Acting Chief State Prosecutor Mr. Besim Kelmendi, since taking office on April 22, 2022 until the end of the reporting period (June 2022), has issued five (5) decisions to delegate the case to the competence from register A, and issued two (2) notifications with A.D. , (disciplinary cases).

### **6.2 Appeal Prosecution**

During the reporting period, the Appellate Prosecution Office (AP) had 3,950 criminal cases at work. There were no cases carried over from 2021, while during the first semester of 2022, 3,950 cases or 100% of the cases in the work were received.

The Appellate Prosecution, during the reporting period from the cases at work:

- He solved 3,915 cases or 99.11%, while
- 35 cases or 0.89% remained unsolved.



Of the cases in work, 1,655 or 41.90% belong to SCD, while 2,295 or 58.10% belong to GD.

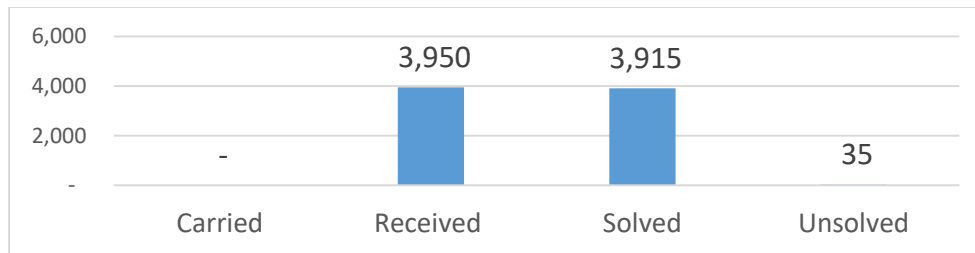
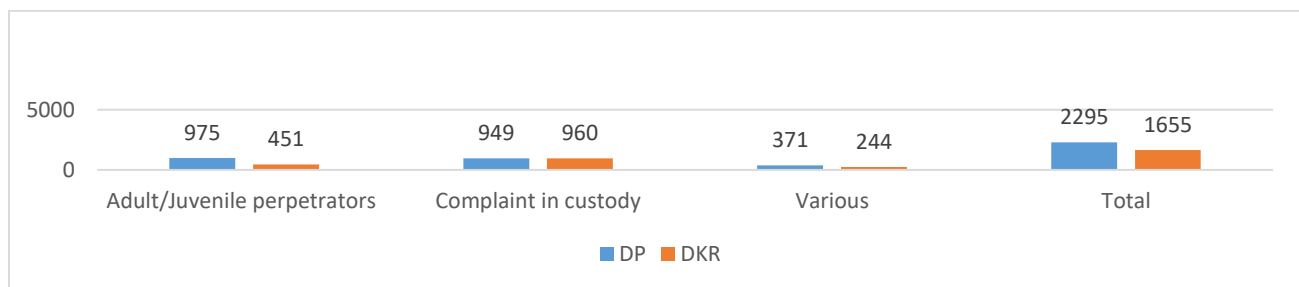


Chart 22: Overview of cases transferred, received, solved and unsolved in the Appeals Prosecution



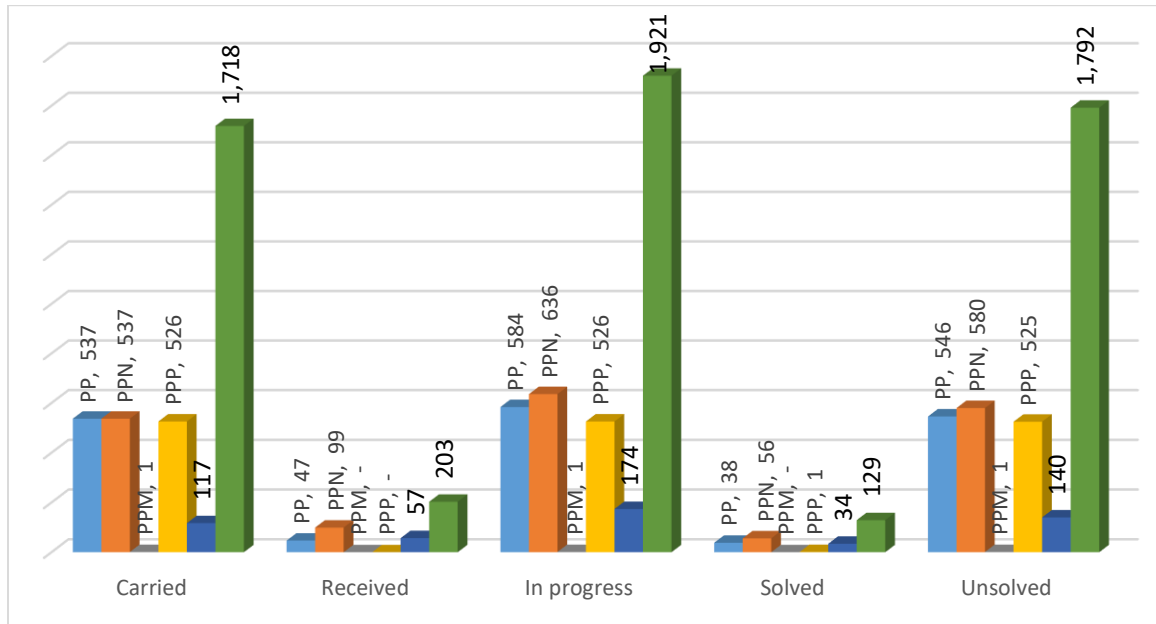
Graph 23: The nature of the cases received at the Appeals Prosecution

Pending cases in the SCD the Appellate Prosecution are as follows from total number of 1,655 cases, 339 with adult perpetrators, 112 with juvenile, 960 complaints against detention on remand, and 244 others. While in GD, out of 2,295 cases with adult perpetrators, there were 975 cases, 949 complaints against detention on remand and 371 other cases.

### 6.3 Special Prosecution Office of the Republic of Kosovo

The Special Prosecution Office of the Republic of Kosovo (PSRK) during the first six months of 2022, has had a total of number of 1,921 criminal reports-cases from all registers, while only in the PP register 584 cases involved adult perpetrators with 2,554 persons.

Of them, 584 or 30.40% are criminal reports of adult perpetrators of criminal offenses (PP), while 1,337 or 69.59% of criminal cases belong to unknown perpetrators of criminal offenses from the register (PPP), various criminal cases (PPN ) and international legal aid (ILA) cases, as in the following table:



Graph 24: Criminal reports/cases remaining from previous years, received, solved and unsolved in PSRK.

From the table, we see that PSRK during the first half of 2022 has received 203 cases, while it solved 129 cases or 63.54% of received cases or 6.71% of the cases at work.

In 1,921 cases at work, 129 cases solved, while 1,792 cases remain unsolved. Out of 584 criminal reports, with 2,554 persons as known perpetrators (PP), 163 of them solved in this way:

- After the investigation, the indictments were filed against 51 or 31.29% of the persons;
- Investigations have been stopped against 50 or 30.68% of persons;
- Against 45 or 27.60% of persons, the criminal report dismissed; and
- 17 or 10.43 % of persons, cases ceded to competence;

At the end of the reporting period, 546 cases have been uncompleted cases against 2,391 or 93.62% of persons (as known perpetrators – PP), from the number of cases at work.

### 6.3.1 Court decisions pertinent to indictments filed by Prosecutors of SPRK

During this period, the courts, deciding according to the accusatory acts of the PSRK prosecutors, have made 44 court decisions, as follows:

- 25 persons, 56.82%, were found guilty and sentenced with a guilty verdict;
- They rejected the indictment against 10 persons or 22.72%;
- They acquitted 8 persons or 18.18%, and
- Dismissal of the accusatory act against 1 person or 2.28%.

PSRK prosecutors have filed 22 appeals against the court decisions, of which 18 or 81.81% of the appeals were filed only because of the decision on the sentence.

## 6.4 Basic Prosecution Office in Prishtina

The work of the basic prosecutions in this report will be presented by department as well as through registers in order to create a comprehensive overview of their work.

The Basic Prosecution Office in Prishtina during the first six months of 2022 had 54,504 criminal cases-reports, of which the situation according to the departments is as follows: Cases at work and solved according to departments

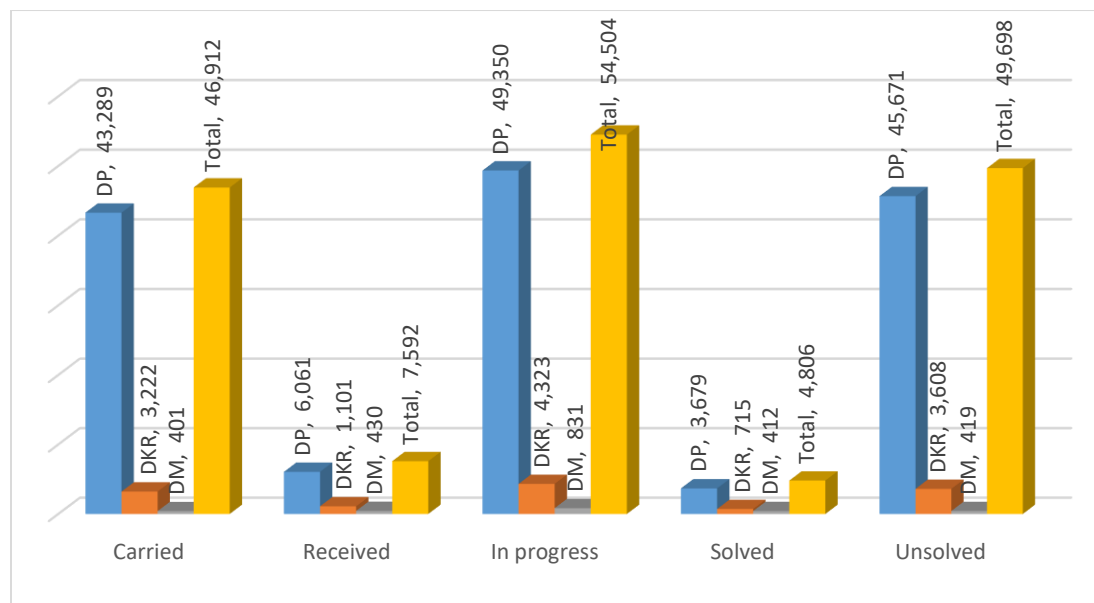


Chart 25: Work in progress and solved by department at BP Prishtina

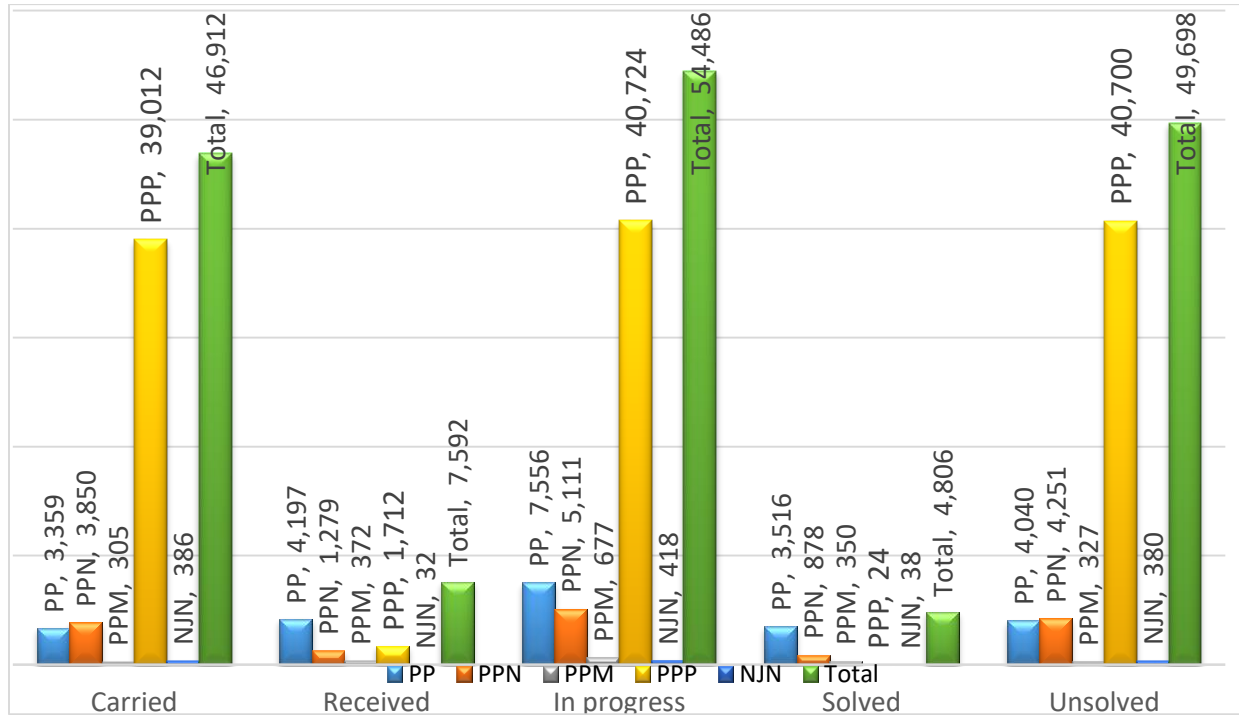
From these data, we may see that the GD of the Basic Prosecution Office in Prishtina has completed 2,382 cases *less* than received or 60.70% of the received cases. In general, GD at BP of Prishtina completed 3,679 cases or 7.45% of the cases at work.

SCD completed 386 cases *less* than were received or 64.94% of the received cases. In general, the SCD at BP Prishtina completed 715 cases, or 16.53% of the cases that were at work.

JD completed 18 cases *less* than received or 95.81% of received cases. In general, JD at BP Prishtina completed 412 cases, or 49.57% of the cases that were at work.

According to the registers, the situation with pending and solved cases is as follows:

Cases in progress and solved according to records



Graph 26 Cases at work and solved according to registers at the BP of Prishtina

Based on the above data, we can conclude that in BP Prishtina, in the PP register, 681 cases solved *less* than were received or 83.77% of the received cases. In total, 3,516 cases or 46.53% of all pending cases solved from the PP registry, at the BP in Prishtina.

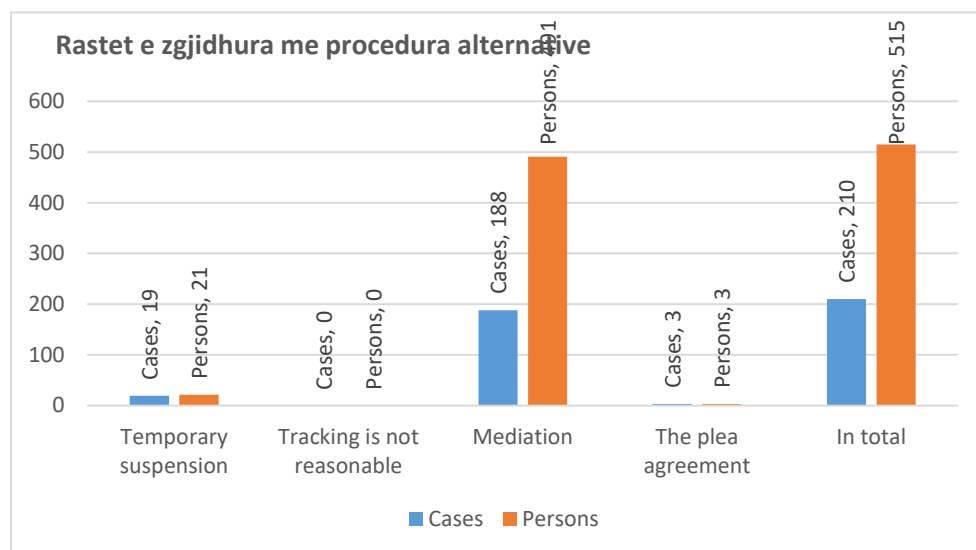
In the PPN register, 401 cases were solved *less* or 68.64% of the cases that were received. In total, 878 cases or 17.18% of all pending cases solved from the PPN, BP registry in Prishtina.

In the PPM register, 22 cases solved *less* than were received or 94.09% of the received cases. In total, 350 cases or 51.70% of all pending cases solved from the PPM, BP registry in Prishtina.

In the PPP register, 1,688 cases were completed *less* than received or 1.40%, while 24 cases solved or 0.06% of all cases in progress.

In the ILA register, 6 *more* cases were solved than were received or 118.75%. In total, 38 cases or 9.09% of all pending cases solved from the ILA, BP registry in Prishtina.

Cases solved by alternative procedures:



Graph 27: Cases solved by alternative procedures at the Prishtina University of Technology

### 6.4.1 Unit for Economic Crimes and Corruption

The Unit for Economic Crimes and Corruption (Unit) also operates within the SCD in the Basic Prosecution Office in Prishtina.

Within Unit, during the first six months of 2022, 119 criminal reports filed against known adult perpetrators (PP), with 362 persons. Of this number, 63 cases with 237 persons carried over from previous years, while 56 reports with 125 persons received. From the number of criminal reports at work, 36 criminal reports involving 168 persons solved, while at the end of the reporting period, 83 reports involving 94 persons remained unsolved.

Within the Unit, during the first half of 2022, 516 different criminal cases (PPN) were at work, of which 328 cases transferred while 188 cases received. As for solving the cases, the prosecutors have managed to solve them 130 PPN cases, while at the end of the reporting period there were 386 unsolved cases.

### 6.5 Basic Prosecution Office in Gjilan

The Basic Prosecution Office in Gjilan during the first six months of 2022 had 4,190 cases-criminal reports, of which according to the departments the situation is as follows:

### Work in progress and solved by department

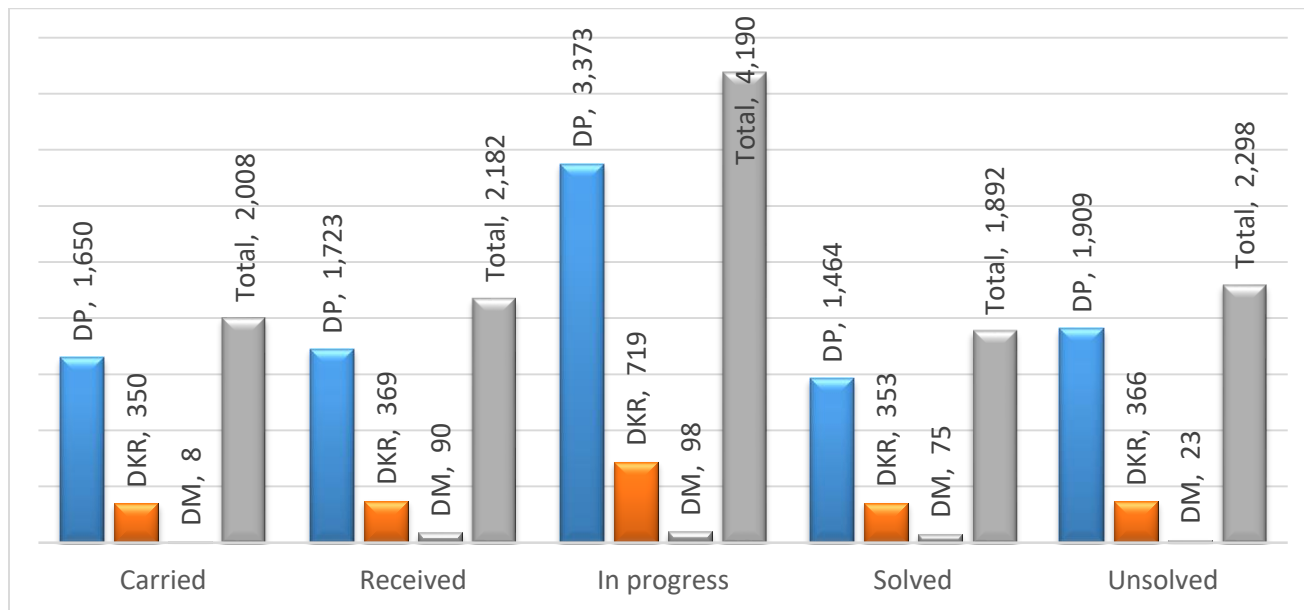


Chart 28: Work in progress and solved by department at BP Gjilan

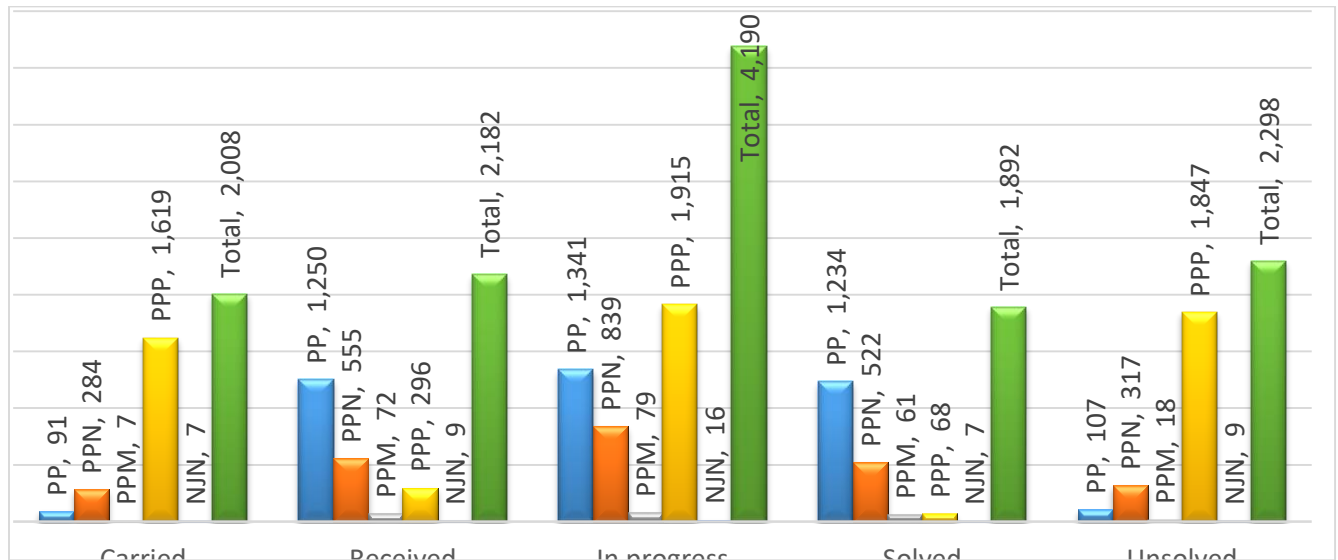
From these graphs, we may see that the Basic Prosecution Office in Gjilan in GD has solved 259 cases **less** than received or 84.96% of the cases it received. In general, in GD, BP Gjilan has solved 1,464 cases or 43.40% of the cases it had at work.

In SCD, 16 cases solved or **less** than received or 95.66% of the cases, that received. In general, in SCD, BP Gjilan has solved 353 cases or 49.10% of the cases that were at the work.

JD has solved 15 cases **less** than received or 83.33% of the cases that received. In total, he solved 75 cases or 76.53% of all the cases at work.

According to the registers, the situation with pending and solved cases is as follows:

Cases in progress and solved according to records



Graph 29: Cases in progress and solved according to the registers at BP Gjilan

Based on these data, we can conclude that in BP Gjilan, in the PP register, 16 cases have been solved less than were received during the first semester of 2022 or 98.72% of the received cases, while in total 1,234 cases or 92.02% have been solved, of all cases at work.

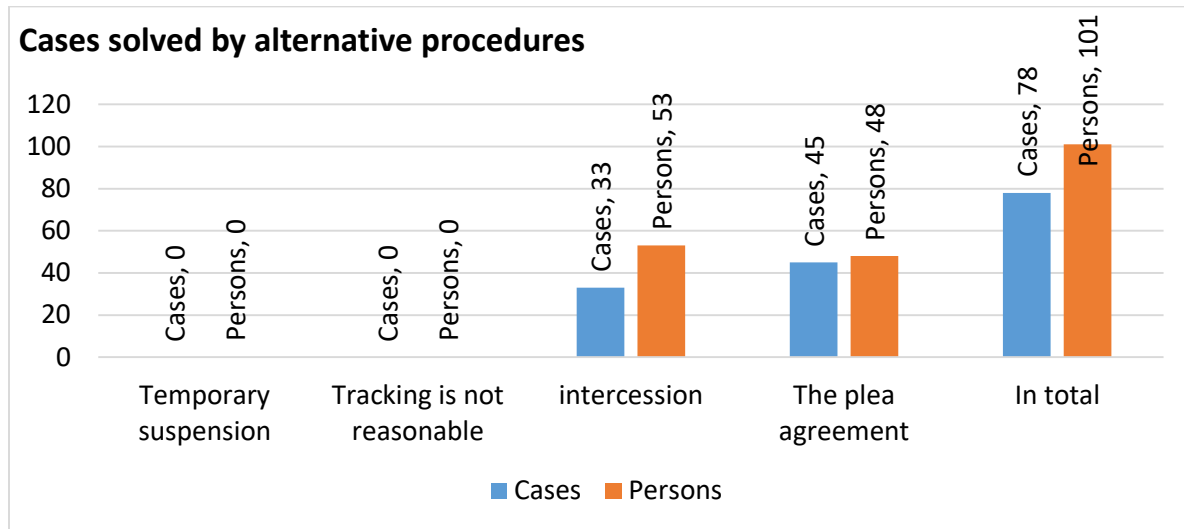
In the PPN register, 33 cases solved *less* than received or 94.05% of the received cases, while in total 522 cases solved or 62.21% of all cases at work.

In the PPM register, 11 cases solved *less* than received or 84.72% of the received cases, while in total 61 cases were solved or 77.21% of all the cases at work.

In the PPP register, 228 cases solved *less* than received, 22.97% of the received cases, while 68 cases solved, or 3.55% of all cases at work.

In the ILA register, 2 cases were solved less than 77.77% of received cases, while 7 cases were solved in total or 43.75% of all cases at work.

Cases solved by alternative procedures:



Graph 30: Cases solved by alternative procedures at BP Gjilan

## 6.6 Basic Prosecution Office in Prizren

The Basic Prosecution Office in Prizren during the first six months of 2022 had 12,970 criminal cases- reports, of which according to the departments the situation is as follows:

Work in progress and solved by departments

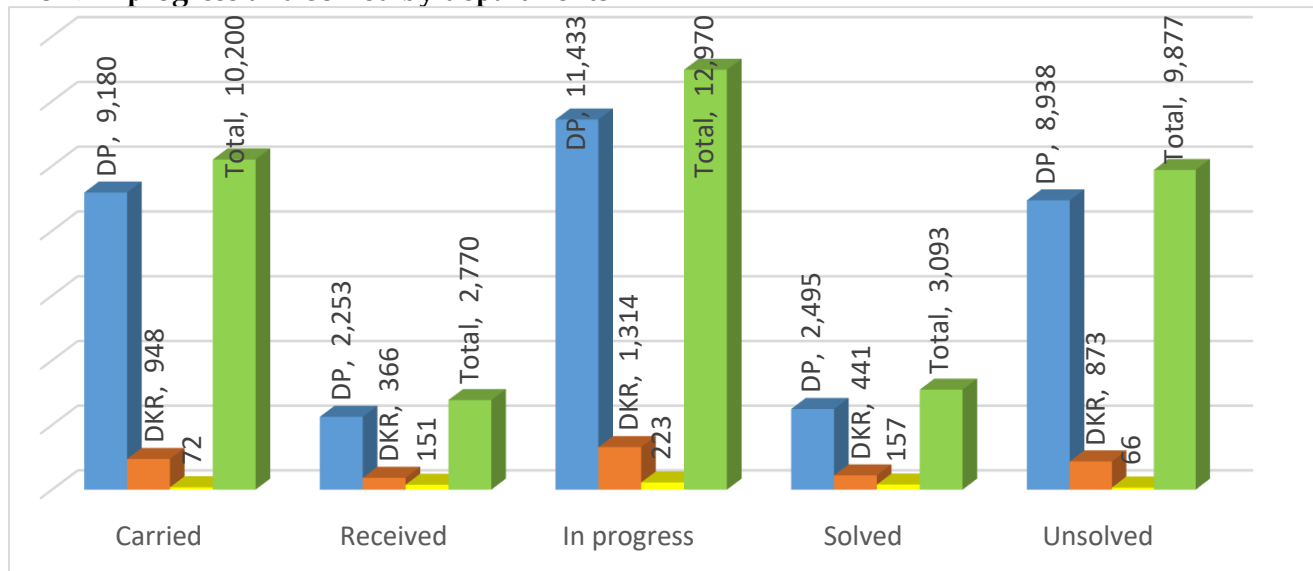


Chart 31: In progress and solved cases by departments at BP Prizren



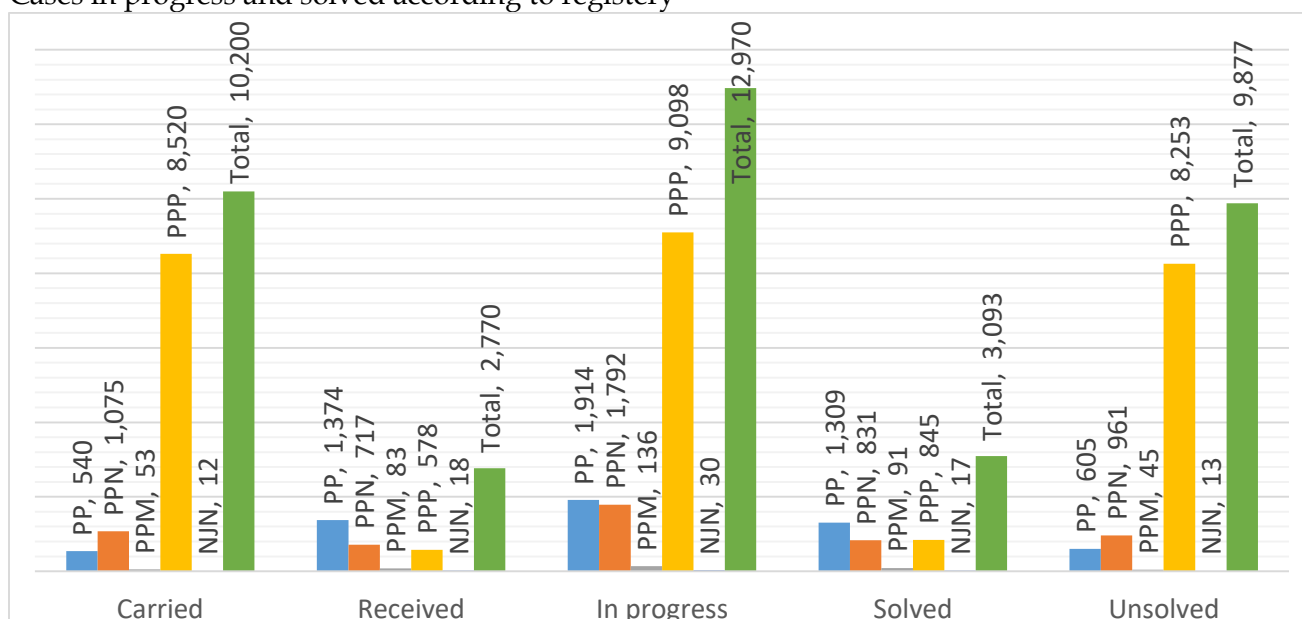
These data show that the GD of the Basic Prosecution Office in Prizren has solved 242 *more* cases than were received or 110.74% of the received cases. In general, in GD, BP Prizren has solved 2,495 cases or 21.82% of the cases it had at work.

In SCD, 75 *more* cases solved than were received or 120.49% of the received cases. In general, in SCD, BP Prizren, 441 cases solved, or 33.56% of the cases that were at work.

JD has solved 6 *more* cases than were received or 103.97% of received cases. In general, 157 cases solved in JD, BP Prizren, or 70.40% of the cases that were at work.

According to the registers, the situation with pending and solved cases is as follows:

Cases in progress and solved according to registry



Graph 32: Cases in progress and solved according to the registers at BP Prizren

Based on these data, we can conclude that in BP Prizren, 65 less cases than solved in the PP register than received during the first semester of 2022 or 95.26% of the received cases, while in total 1,309, cases solved or 68.39 % of all cases at work.

In the PPN register, 114 more cases solved than received for work during the reporting period or 115.89%. Calculated with the total number of cases that were at work, 831 cases were completed or 46.37% of all cases at work.

PPM register has completed eight 8 cases *more* than were received or 109.63% of the cases received at work, while calculated with the total of cases that were at work, 91 cases or 66.91% of all cases at work were solved.

In the PPP register, 267 *more* cases or 146.19% of received cases or 845 cases or 9.28% of all pending cases completed, while in total 845 cases or 9.29% of all pending cases solved.

In the ILA register, 1 case *less* or 94.44% of received cases completed, while in total 17 cases or 56.66% of all cases solved.

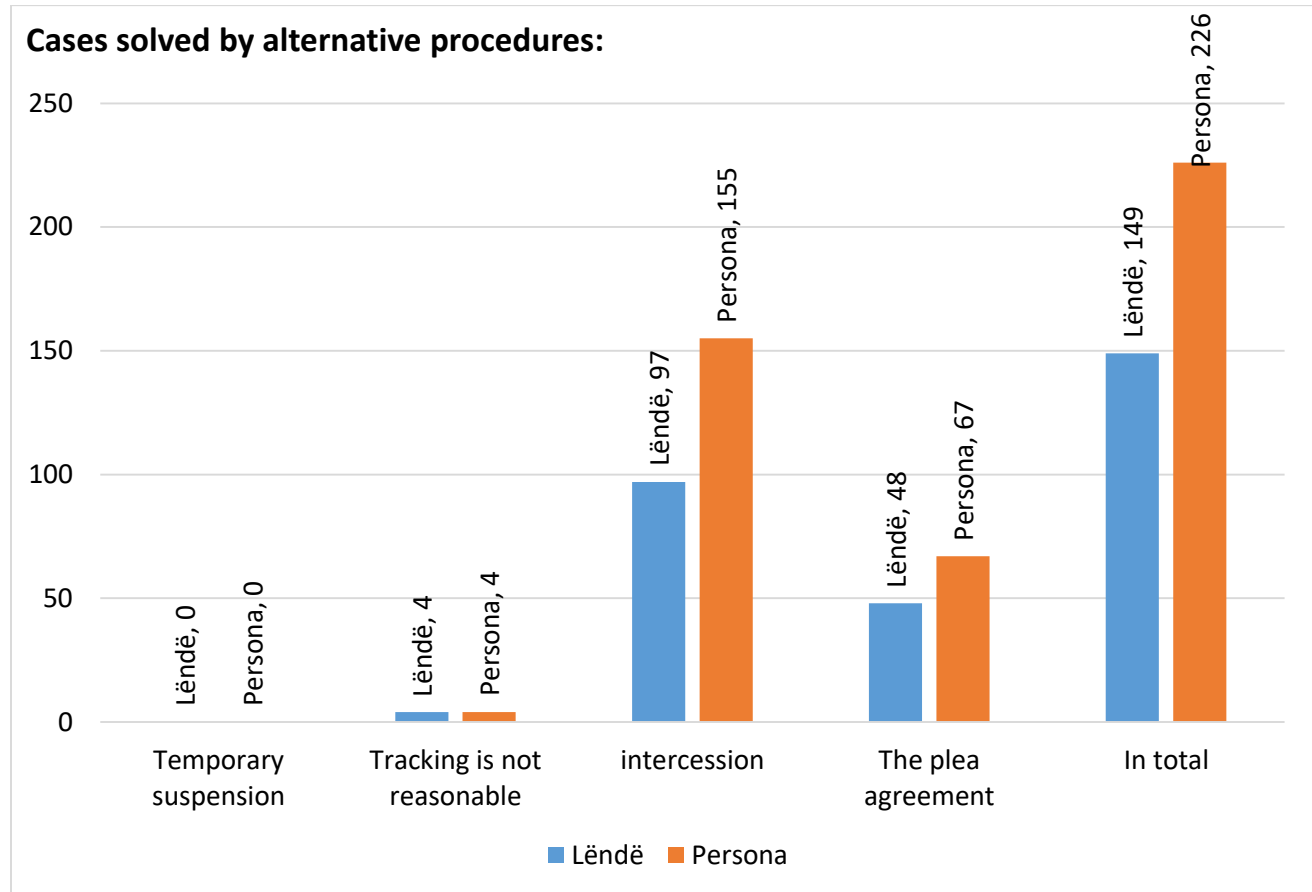


Chart 33: Cases solved by alternative procedures at BP Prizren

## 6.7 Basic Prosecution Office in Peja

During the first six months of 2022, the Basic Prosecution Office in Peja had 4,808 criminal reports/cases at work, of which, according to the departments, the situation is as follows:

### Cases in progress and solved by department

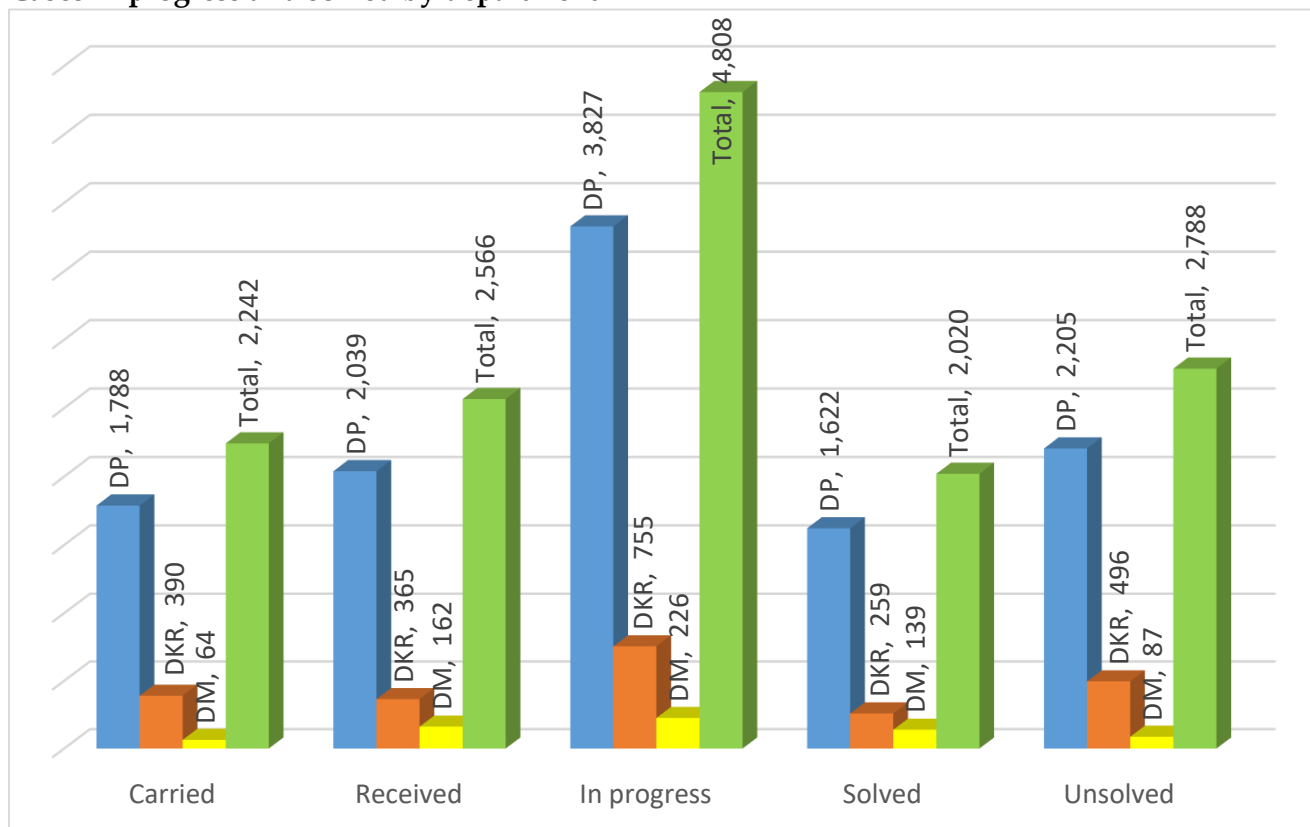


Chart 34: Work in progress and solved by department at BP Pejë

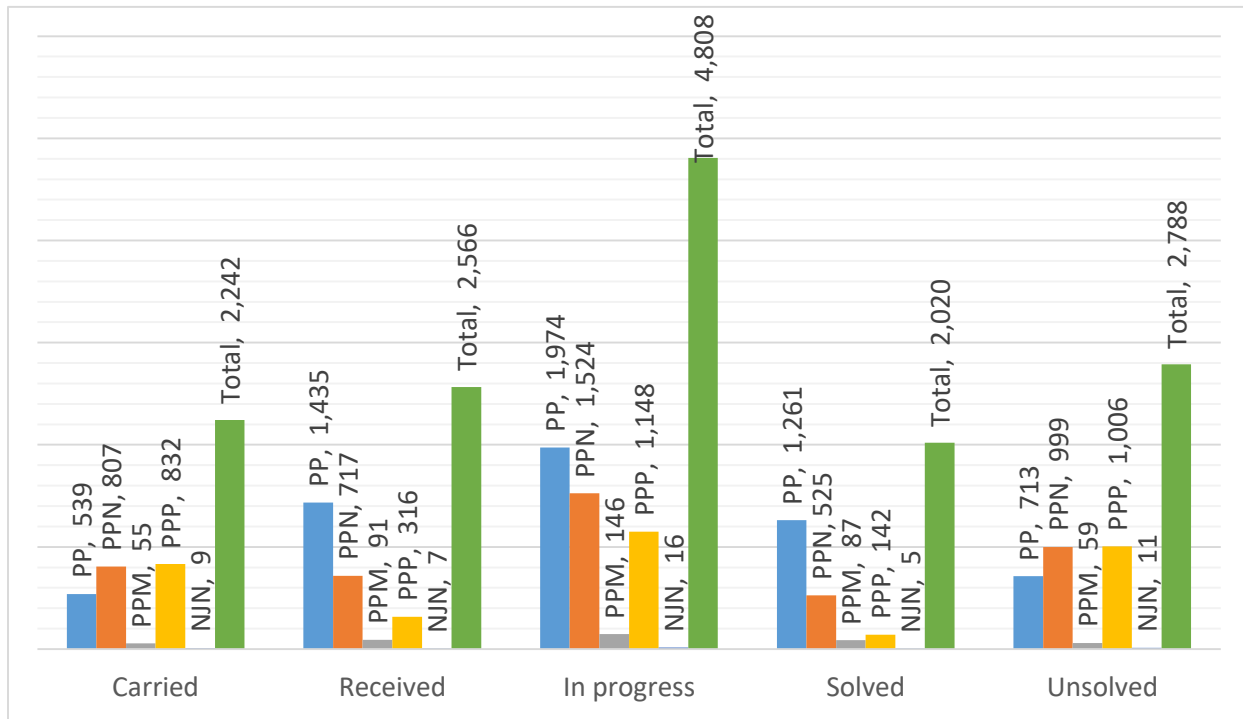
These data show that GD of the Basic Prosecution Office in Pejë has solved 417 cases *less* than were received or 79.54% of the received cases. In general, GD of BP Pejë completed 1,622 cases or 42.38% of the cases at work.

In SCD, 106 cases solved *less* than were received or 70.95% of the received cases. In general, in SCD, BP Pejë completed 259 cases, or 34.30% of the cases that were at work.

JD completed 23 cases *less* than than received or 85.80% of the received cases. In total, 139 cases solved or 61.50% of all cases that have been handled during the first half of 2022.

According to the registers, the situation with pending and solved cases is as follows:

Cases in progress and solved according to records



Graph 35: Cases in progress and solved according to the registers at BP Pejë

Based on these data, we can conclude that in BP Pejë, in the PP register, solved 174 cases less than were received or 87.87% of the received cases, or in general 1,261 cases or 63.88% of all cases solved at work.

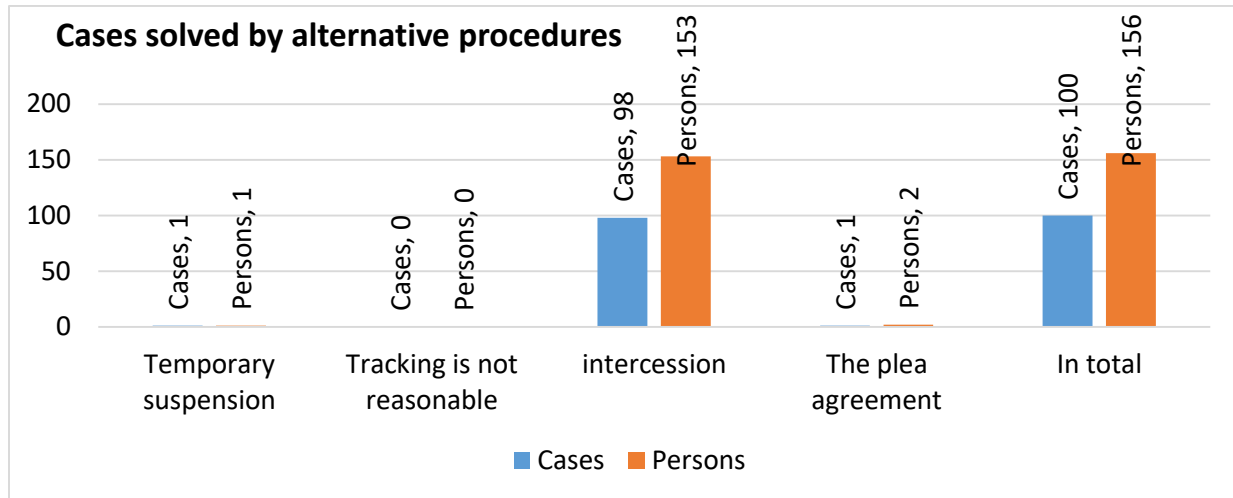
In the PPN register, 192 cases solved *less* than were received or 73.22% of the cases that received at work. Calculated with the total number of cases that have been at work, 525 cases or 34.44% of all cases at work solved.

In the PPM register, 4 cases were solved *less* than were received, or 95.60% of the cases that were received at work, while calculated with the total number of cases that were at work, 87 or 59.59% of all cases at work were solved.

In the PPP register, 174 cases were solved *less* than were received, or 44.93% of the cases that were received, while in total 142 or 12.36% of all the cases in work were solved..

In the ILA register, 2 cases or 71.43% of received cases have been solved, while in total 5 cases or 31.25% of all cases in work have been solved.

Cases solved by alternative procedures:

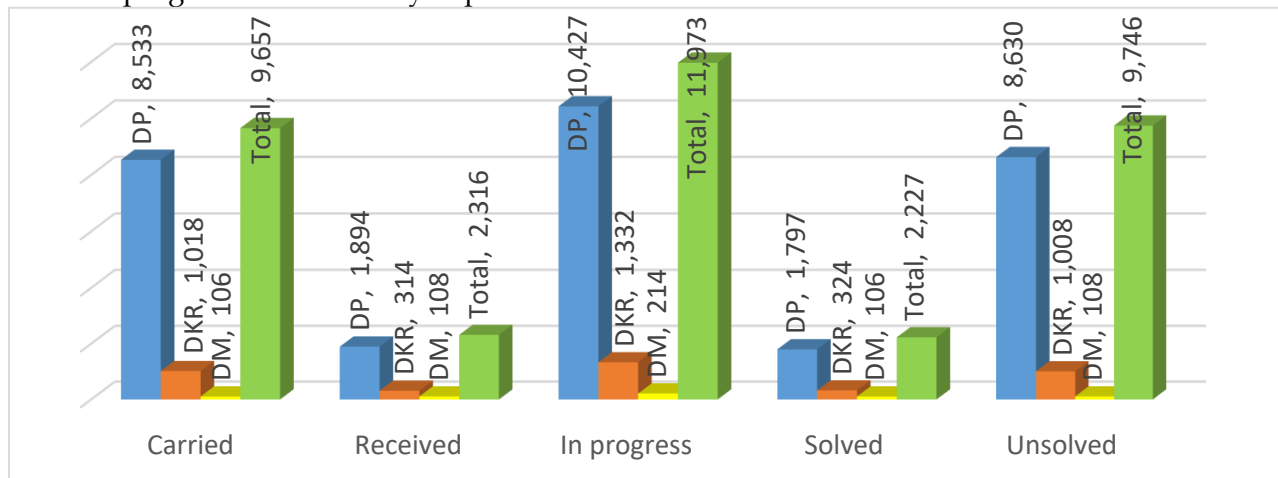


Graph 36: Cases solved by alternative procedures at BP Pejë

### 6.8 Basic Prosecution Office in Ferizaj

The Basic Prosecution Office in Ferizaj during the first six months of 2022 had 11,973 cases-criminal reports, of which according to the departments the situation is as follows:

Work in progress and solved by department



Graph 37: Cases in progress and solved according to departments at BP Ferizaj

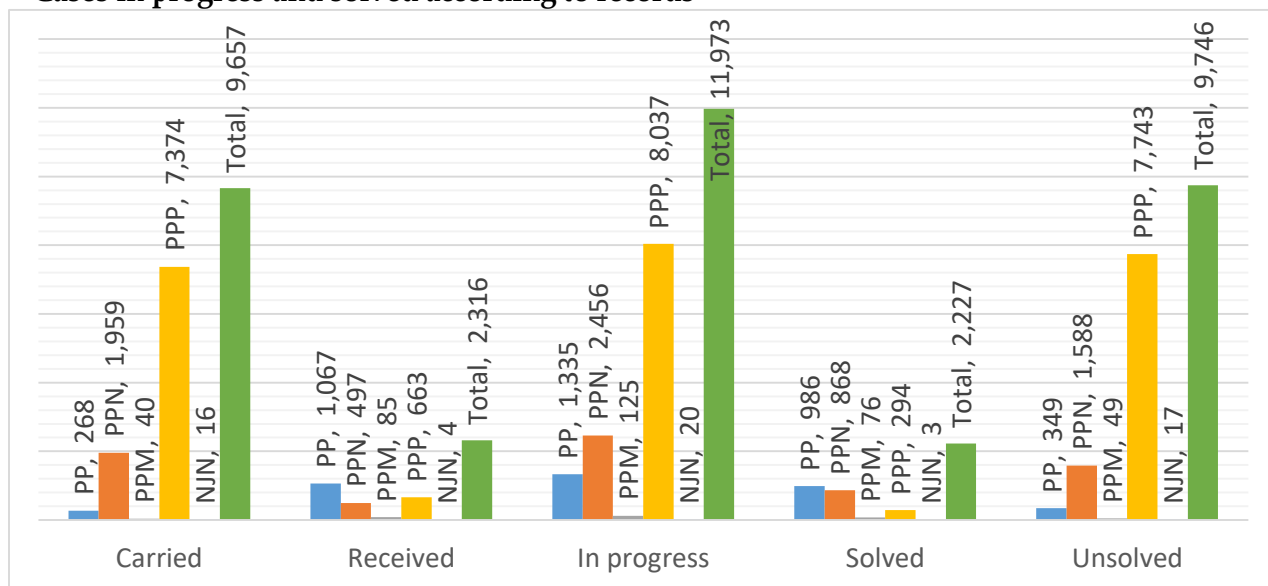
These data show that the Basic Prosecution Office in Ferizaj in GD has solved 97 cases *less* than received or 94.87% of the cases received. Generally, in GD, BP Ferizaj completed 1,797 cases or 17.23% of the cases at work.

In SCD, 10 cases solved *more* than received or 103.18% of the cases that received. In general, in SCD, BP Ferizaj completed 324 cases, or 24.32% of the cases that were in work.

JD completed 2 cases *less* than he received at work or 98.14% of the cases he received, while

compared to the number of cases at work, 49.53% were solved.

**Cases in progress and solved according to records**



Graph 38: Cases in progress and solved according to the registers at BP Ferizaj

Based on these data, we can conclude that in BP Ferizaj, in the PP register, 81 cases solved *less* than were received or 92.40% of the cases received at work, or in general 986 cases solved or 73.85% of all cases at work.

In the PPN register, 371 *more* cases solved than received or 174.64% of the cases that received at work. Calculated with the total number of cases that were in work, 868 or 35.34% of all cases in work solved.

In the PPM register, 9 cases were solved *less* than were received or 89.41% of the cases that were received in the work, while calculated with the total of the cases that were in the work, 76 cases were solved or 60.80% of all the cases in the work.

In the PPP register, 369 cases solved *less* than received, or 44.34% of the cases that received at work, while in total 294 cases solved or 3.65% of all cases at work.

In the ILA register, 1 case was solved *less* than were received, or 75.00% of the cases që were received to work, while in total 3 cases or 15.00% of all cases were solved.

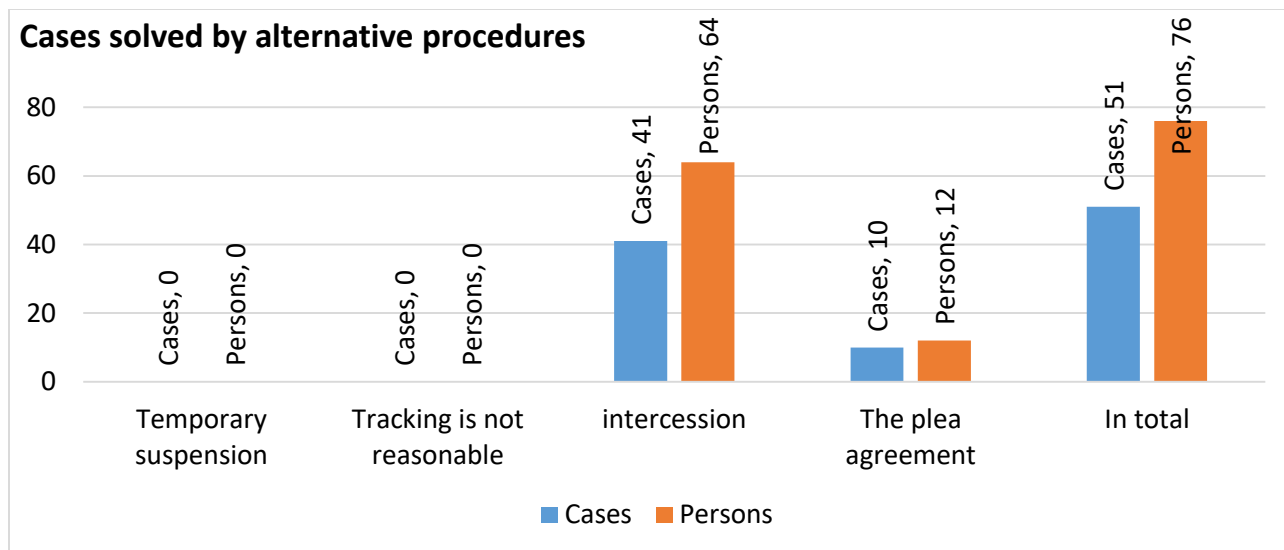


Chart 39: Cases solved by alternative procedures at BP Ferizaj

## 6.9 Basic Prosecution Office in Gjakova

The Basic Prosecution Office in Gjakovë during the first six months of 2022 had 4,522 cases-criminal reports, of which according to the departments the situation is as follows:

### Cases at work and solved by departments

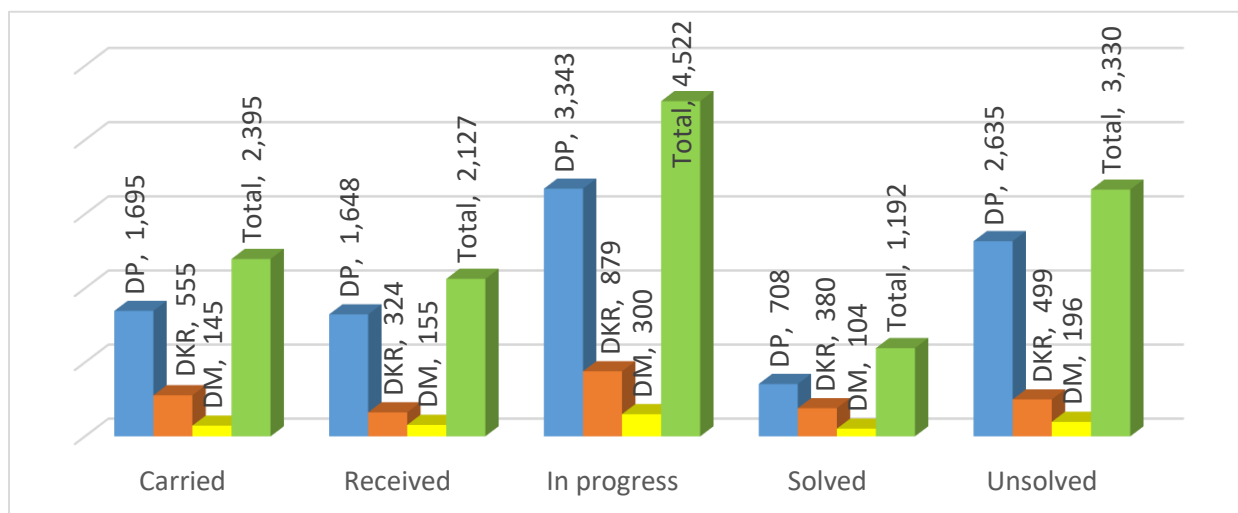


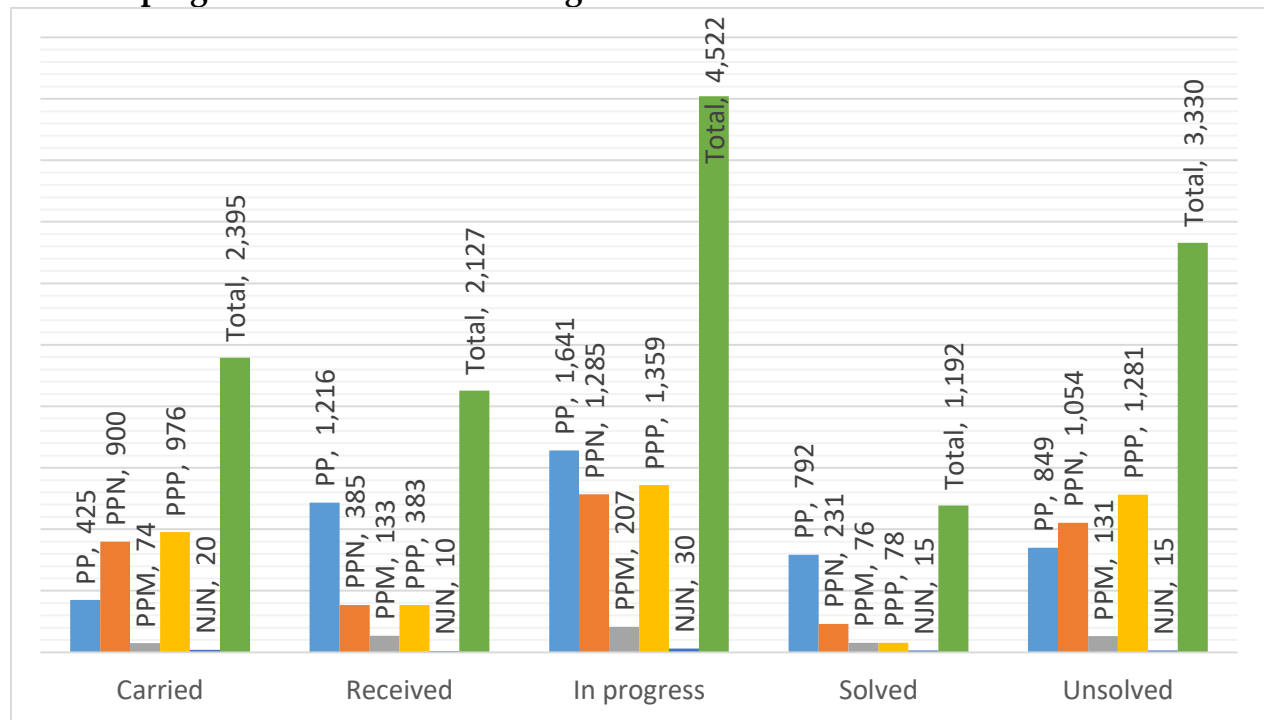
Chart 40: At work and solved cases by department at BP Gjakovë

From these data, we may see that GD of the Basic Prosecution Office in Gjakovë has solved 940 cases less than received or 42.96% of the cases that received. In general, GD at BP Gjakovë solved 708 cases or 21.17% of the cases at work.

In SCD, 56 **more** cases solved than received or 117.28% of the cases that received. In general, SCD at BP Gjakovë has solved 380 cases, or 43.23% of the cases that have been at work.

JD has solved 51 cases **less** than were received or 67.09%, of the cases that received at work, while in general 104 cases or 34.66% of the cases that at work were solved during the first half of 2022.

### Cases in progress and solved according to records



Graph 41: Cases at work and solved by registers at the BP of Gjakove

Based on these data, we can conclude that in BP Gjakovë, in the PP register, 424 cases solved **less** than were received or 65.13% of the received cases. Calculated with the total number of cases that were at work, 792 or 48.26% of all cases at work solved.

In the PPN register, 154 cases solved **less** than were received or 60% of the cases that received. Calculated with the total number of cases that have been at work, 231 cases or 17.97% of all cases at work solved.

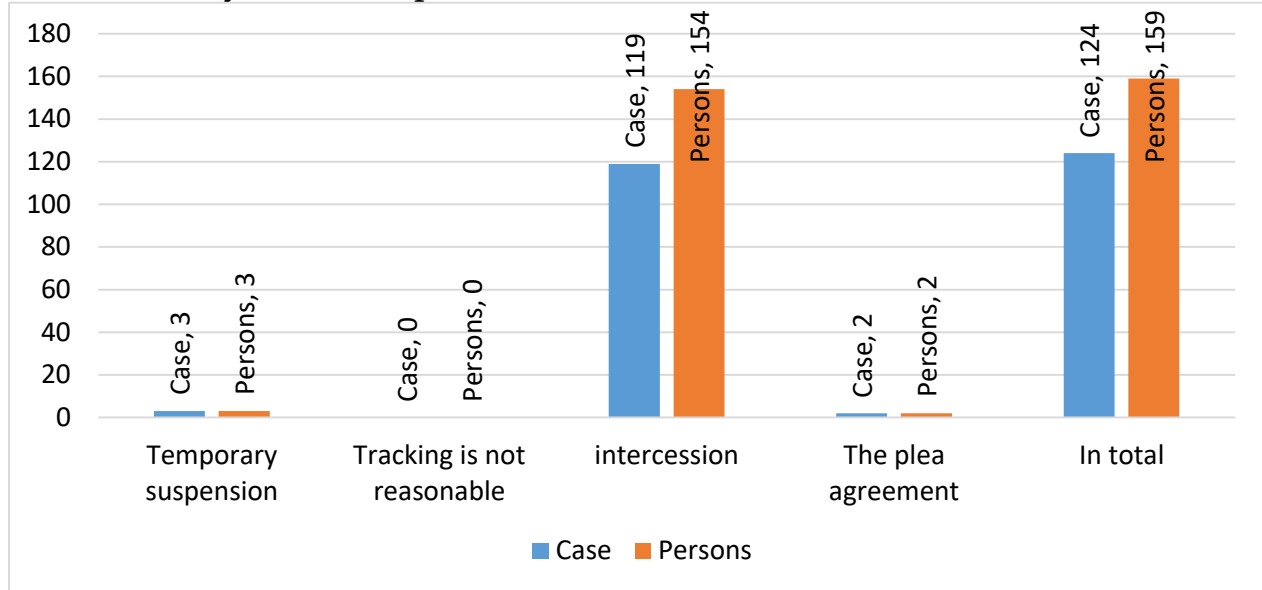
In the PPM register, 57 cases solved **less** than were received or 57.14% of the cases received in the work, while calculated with the total cases that were in the work, 76 or 36.71% of all the cases in the work solved.

In the PPP register, 305 cases solved **less** than received or 20.36% of the received cases or in total 78 cases were solved or 5.73% of all cases in the work.

In the ILA register, 5 **more** cases solved than were received or 150% of the cases received at work, while in total 15 cases or 50% of all cases at work have been solved.



**Cases solved by alternative procedures:**



Graph 42: Cases solved by alternative procedures at BP Gjakovë

**6.10 Basic Prosecution Office in Mitrovica**

The Basic Prosecution Office in Mitrovica during the first six months of 2022 had 9,642 cases-criminal reports, of which according to the departments the situation is as follows:

**Work in progress and solved by departments**

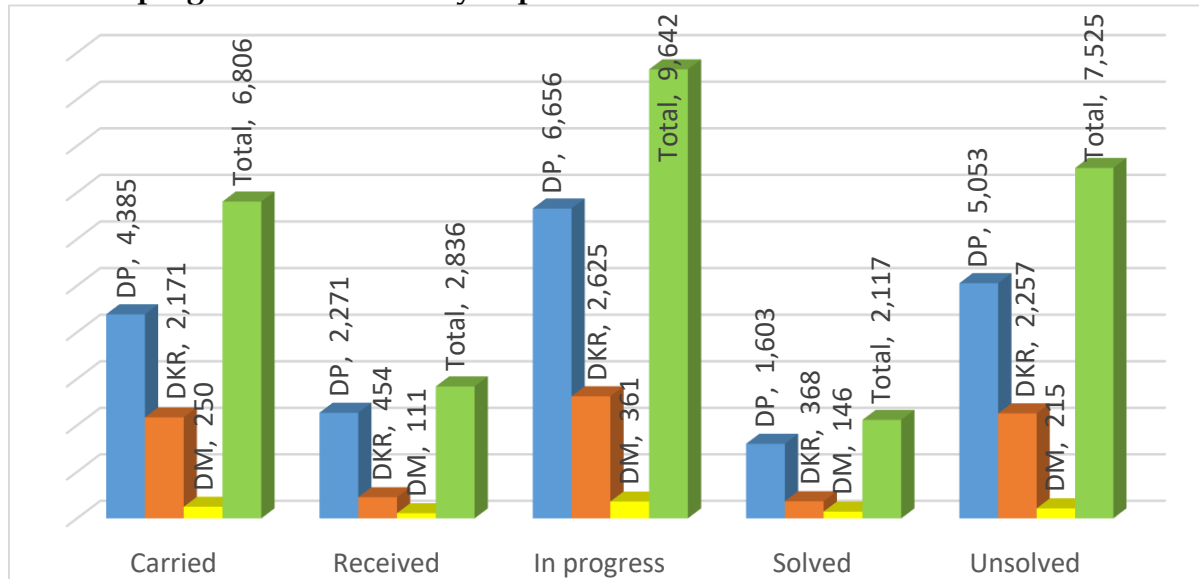


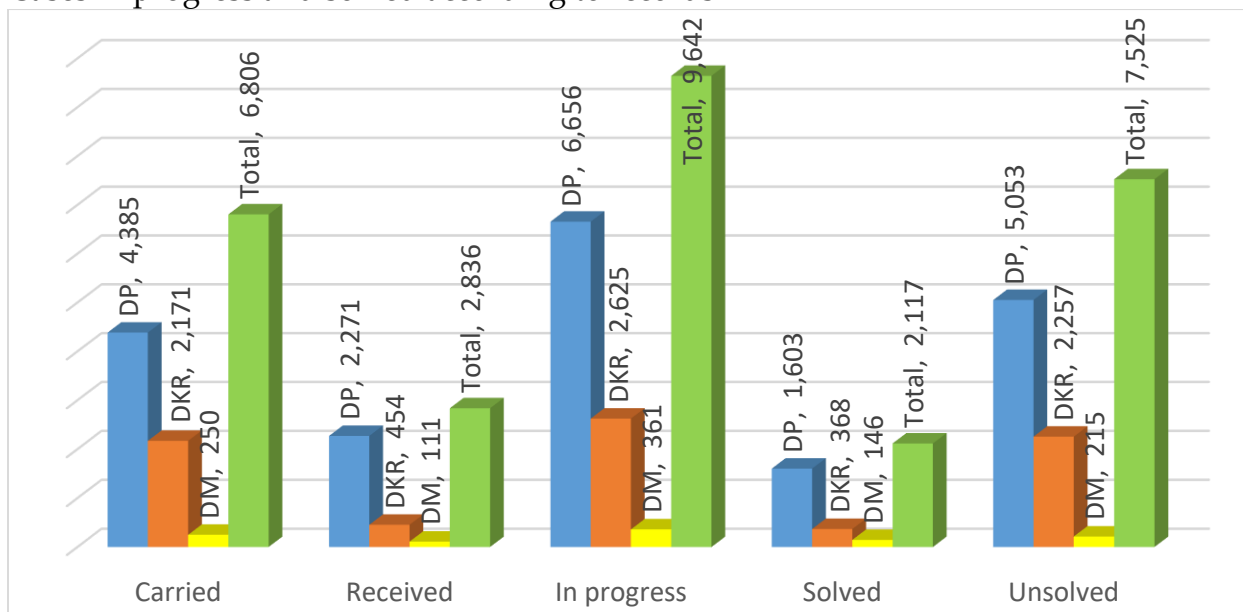
Chart 43: Worked and solved cases by department at BP Mitrovica

These data show that the Basic Prosecution Office in Mitrovica in GD has solved 668 cases **less** than were received or 70.58% of the received cases. In general, in GD, BP Mitrovica has solved 1,603 cases or 24.08% of the cases it had at work.

In SCD, 86 cases solved **less** than were received or 81.05% of the cases that received. In general, in SCD, BP Mitrovica has solved 368 cases, or 14.01% of the cases that were in the work

JD has solved 35 **more** cases than were received or 131.53% of the cases that received at work. In total, the JD has solved 146 cases or 40.44% of the cases that have been pending.

Cases in progress and solved according to records



Graph 44: Cases in progress and solved according to records at BP Mitrovica

Based on these data, we can conclude that in BP Mitrovica, 202 **less** cases solved in the PP register than were received or 88.49% of received cases. In total, 1,553 cases were solved or 48.97% of all cases in the work.

In the PPN register, 130 **less** cases or 68.67% of the cases received at work solved. Calculated with the total number of cases that have been in work, 285 cases or 12.54% of all cases in work solved.

In the PPM register, 51 cases solved **more** than were received or 153.68% of the cases received at work, while calculated with the total number of cases that were at work, 146 cases solved or 45.62% of all cases at work. In the PPP register, 430 **less** cases or 22.93% of received cases were resolved, while 128 cases were resolved or 3.33% of all cases at work.

In the ILA register, 8 cases were solved **less** than 38.46% of the received

cases were received, or a total of 5 cases or 11.90% of all cases in the work were solved.

Cases solved by alternative procedures:

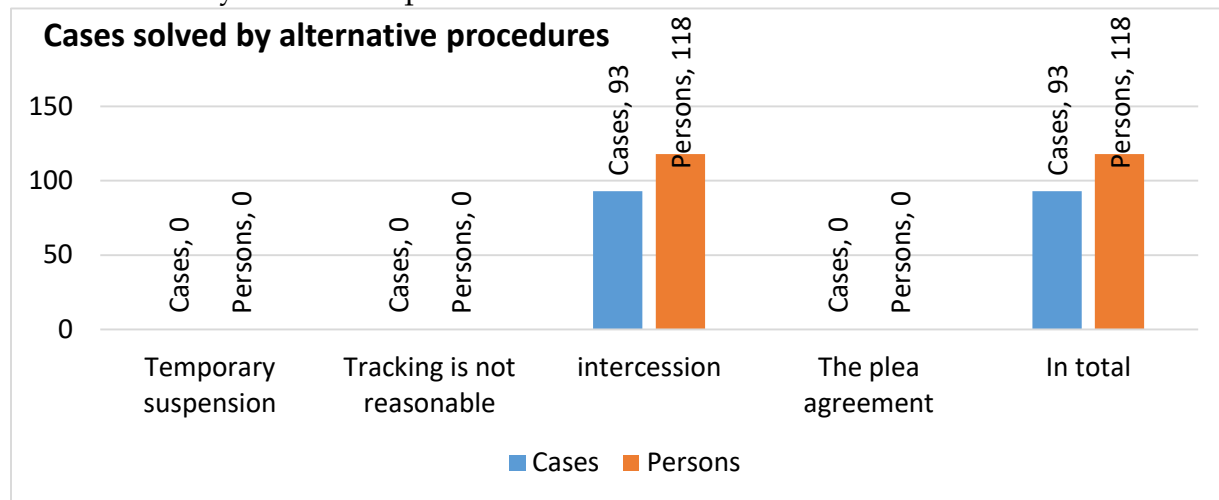


Chart 45: Cases solved by alternative procedures at BP Mitrovica

## 7. Criminal reports according to departments within the basic prosecution offices

During the first six months of 2022, the BPs in all departments had 102,609 reports-criminal cases (PP, PPM, ILA, PPN, PPP) at work, including those inherited from previous years.

In the following, the reports-criminal cases received at work, solved and unsolved show:

- Inherited at the beginning of the reporting period were 80,220 or 78.18%, reports - criminal cases.
- Received to work 22,389 or 21.82%, reports-criminal cases;
- Solved or processed in the competent bodies 17,347 or 16.90% reports - criminal cases or 328 more than were received;
- Unsolved at the end of the reporting period 85,262 or 83.10% of reports - criminal cases (from the total number of reports - cases at work).

From this it results that the basic prosecutions have solved 5,042 cases **less** than were received or 86.64% of the received cases, while regarding the resolution of the cases of major perpetrators (PP) the prosecutions have solved 1,643 reports-criminal cases or 13.36% less that they have received.

The following reflects the total number of criminal reports/cases in the Basic Prosecution Offices:

Work report of the State Prosecutor for the first semester of 2022

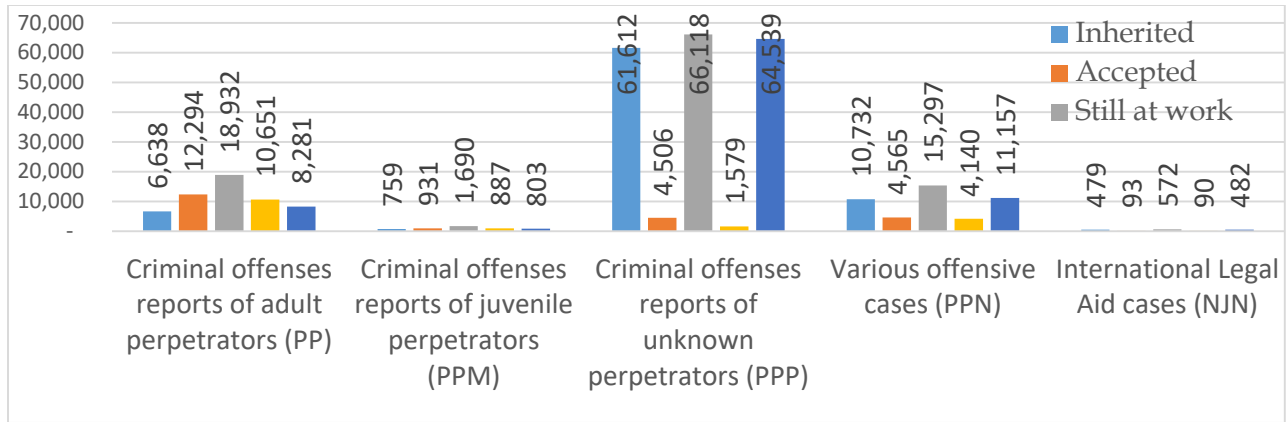


Chart 46: criminal reports –cases in SCD, JD and GD of all basic prosecutions (PP, PPM, ILA, PPN, PP)

Reports – criminal cases at work (102,609) belong to the following:

- Departments of serious crimes 11,947 or 11.65%;
- Departments for juveniles 2,253 or 2.19% and
- General departments 88,409 or 86.16%.

The structure of complaints - unsolved criminal cases received in solved and unsolved cases at the end of the first half of 2022, according to the departments of the Criminal Investigation Department, looks as follows:

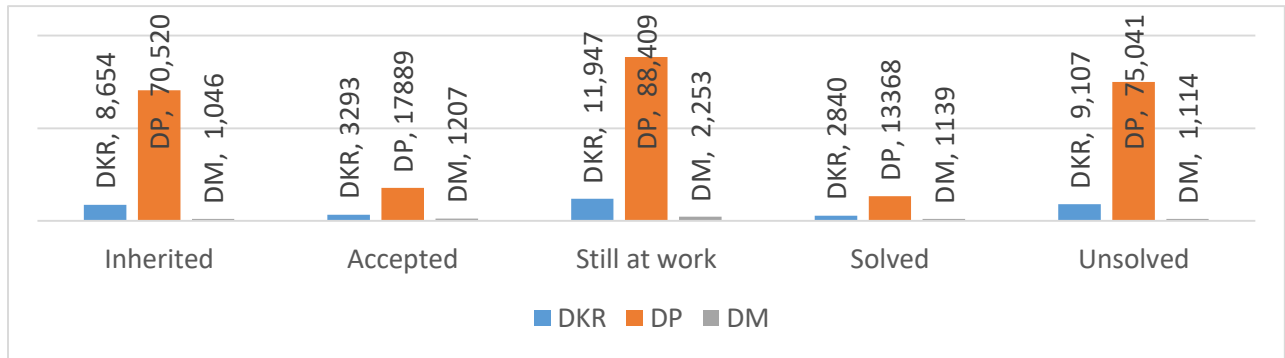
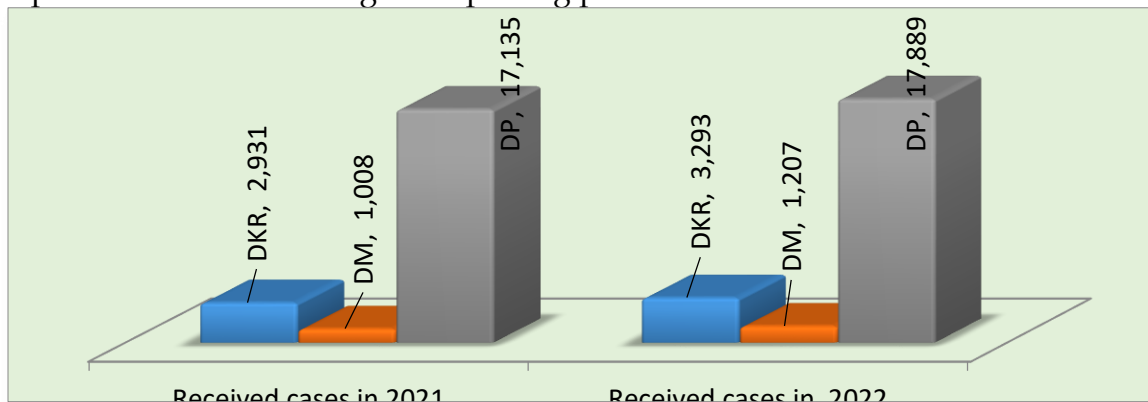


Chart 47: Reports – pending and a)Ditted criminal cases, by departments

In the following graph, the difference in the number of cases received in the three departments of BPs during the reporting period between 2021 and 2022 is reflected.



Graph 48: The difference in reports-criminal cases received in the three departments during the six months of 2021 and 2022.

In SCD, the number of criminal reports received at work during the first half of 2022, compared to the same period of 2021, has increased by 362 criminal reports or 12.35%.

In JD, the number of criminal reports received at work during the first half of 2022, compared to the same period of 2021, has increased by 199 criminal reports or 19.74%.

In GD, the number of criminal reports received at work during the first half of 2022, compared to the same period of 2021, has increased by 754 criminal reports or 4.40%.

The difference in the number of cases solved in the three departments of BPs during the first semester between 2021 and 2022 is as follows:

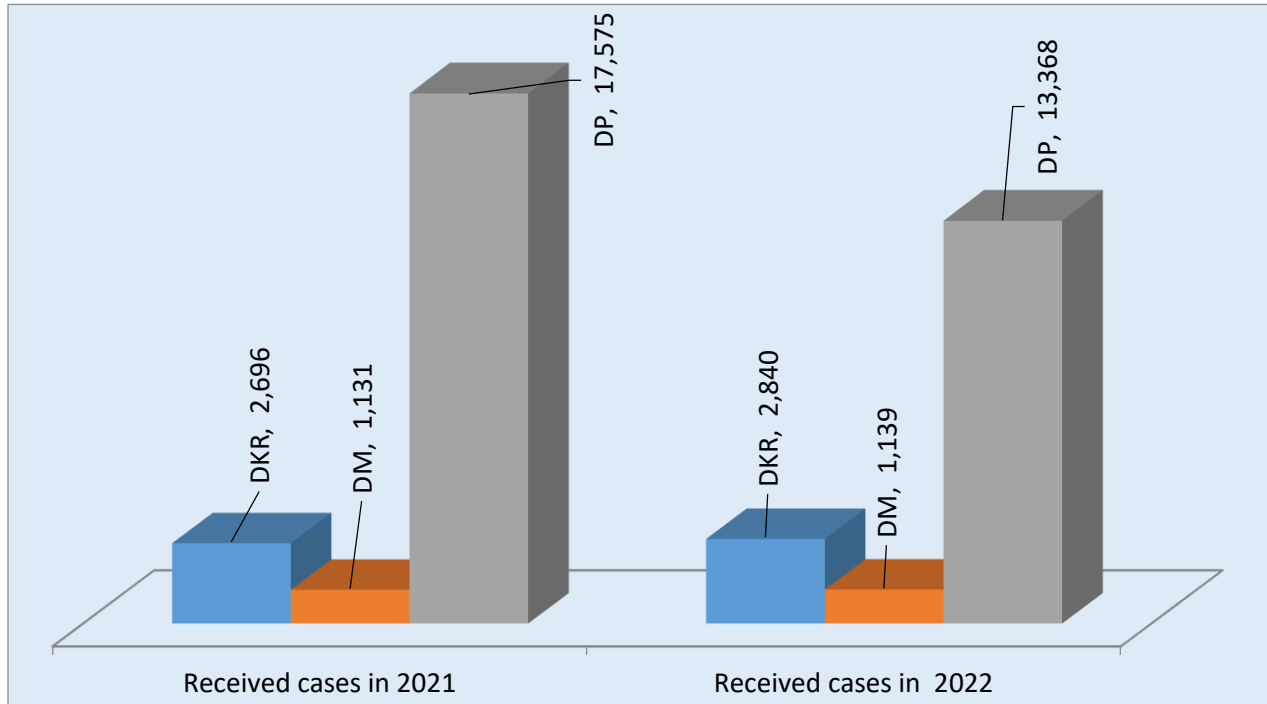


Chart 49: The difference in cases solved in the three departments during the first semester between 2021 and 2022.

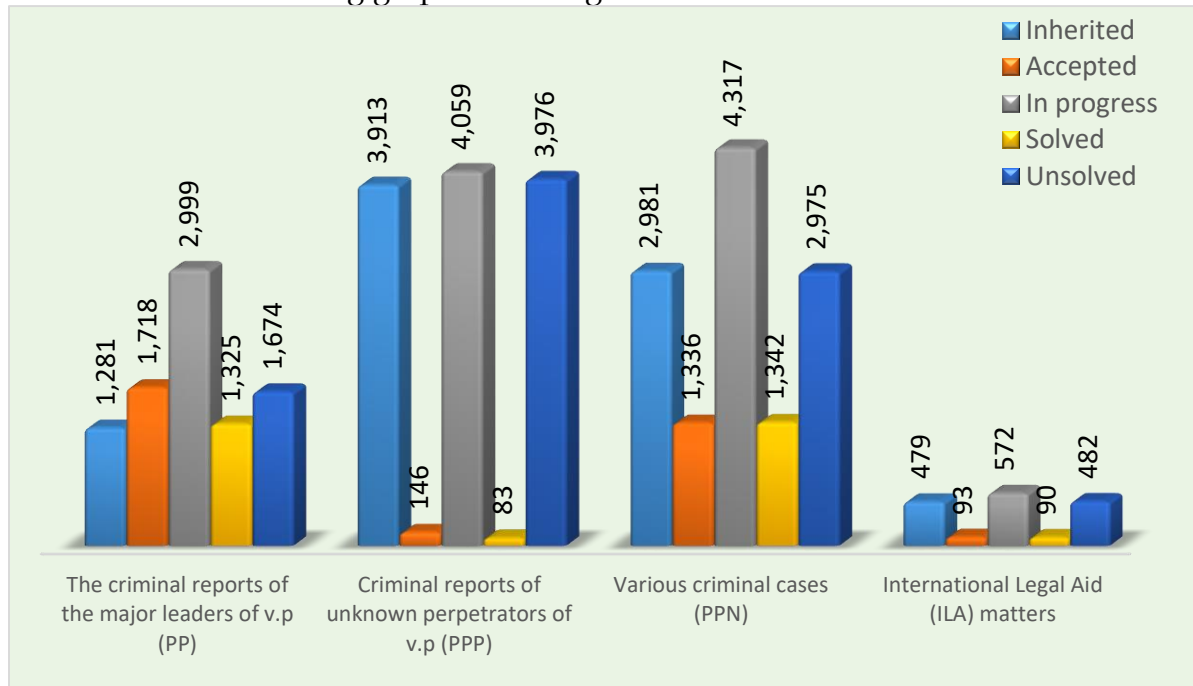
In the SCD, the number of reports-criminal cases solved during the first half of 2022, compared to the same period of 2021, has increased by 144 or 5.34%;

In JD, the number of reports-criminal cases solved during the first half of 2022, compared to the same period of 2021, has increased by 8 or 0.70%, and

In GD, the number of reports-criminal cases solved during the first half of 2022, compared to the same period of 2021, has decreased by 4,207 or 23.93%.

### 7.1. Serious crimes departments of the basic Prosecution offices

During the reporting period, the SCDs of the BPs had 11,947 reports-criminal cases, as reflected in the following graph for all registers:



Chart

50: Reports - criminal cases in SCD of all basic prosecutions (PP, ILA, PPN, PPP)

The following reflects the number of pending criminal reports-cases at the beginning of 2022, and the number of those received to work during the reporting period for each SCD of BPs.

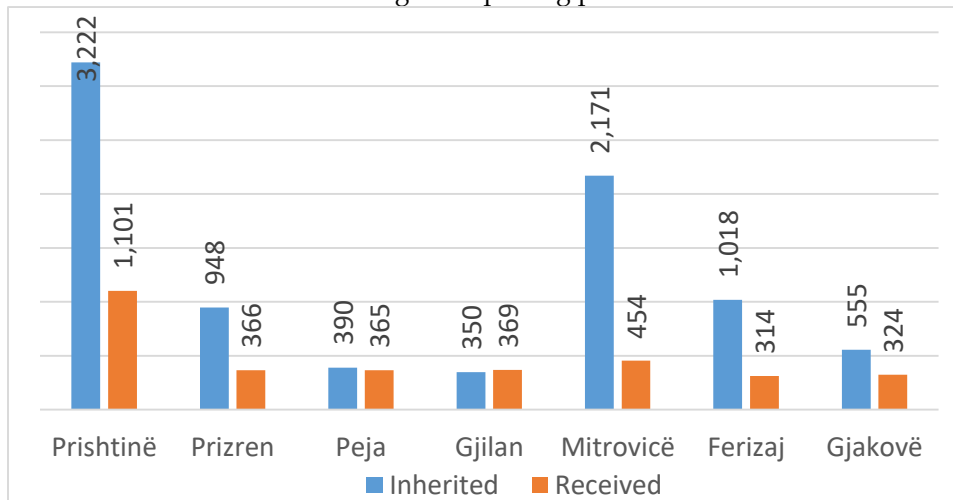


Chart 51: Reports - criminal cases pending at the beginning of the reporting period and cases received during the first half of 2022.

The following graph shows all types of reports-criminal cases at work, solved and those remaining at the end of the reporting period for each SCD of BPs.

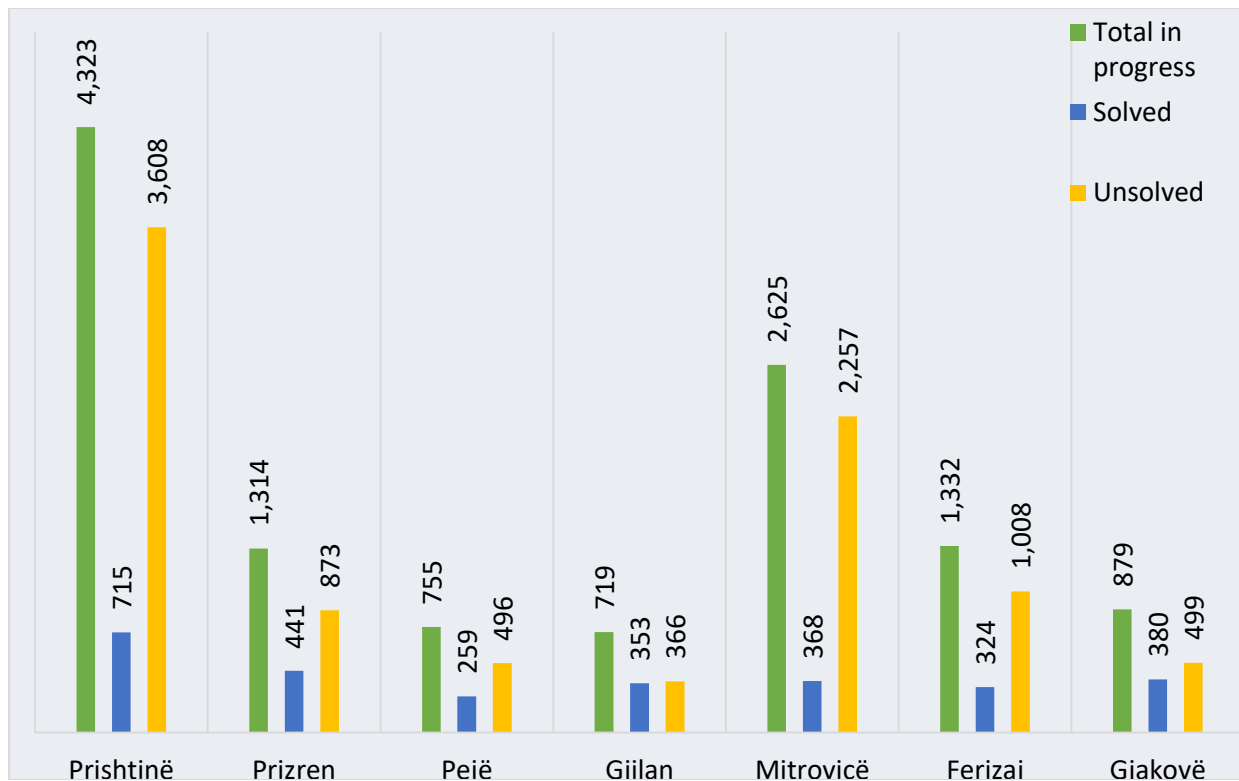
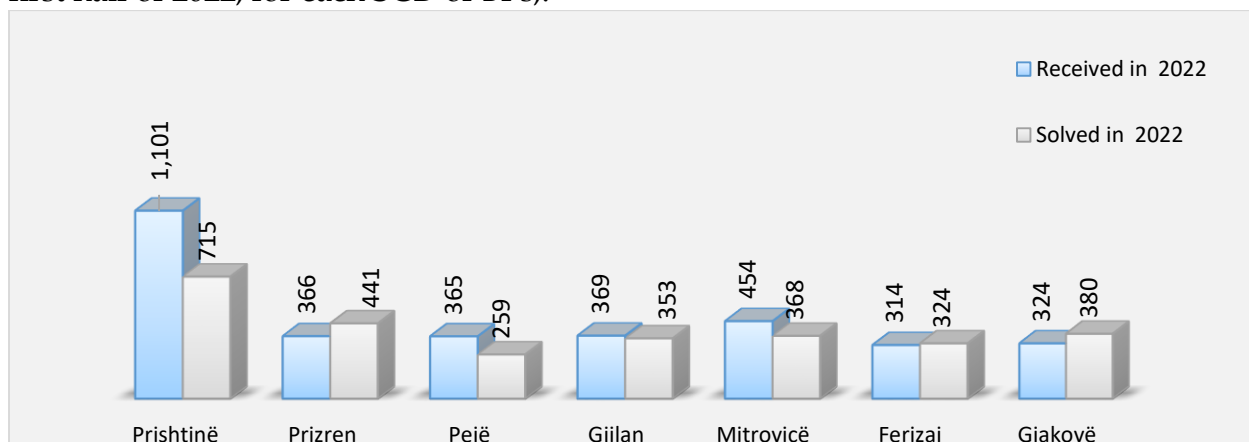


Chart 52: Reports-criminal cases at work, solved and unsolved for each Prosecution office during the first six months of 2022

In the following, the number of reports-criminal cases received and solved during the first half of 2022, for each SCD of BPs,.



Graph 53: Reports - criminal cases received and solved in the first half of 2022

According to the graph above, it results that 33.43% of the reports-cases received at work belong to the SCD in the BP of Prishtina, while 66.57% belong to the SCD of other BPs.

The following graph reflects the criminal reports for the major perpetrators (PP) inherited from the previous year, received, in progress, solved and those remaining at the end of the reporting period for each SCD of the BPs, according to the prosecutions.

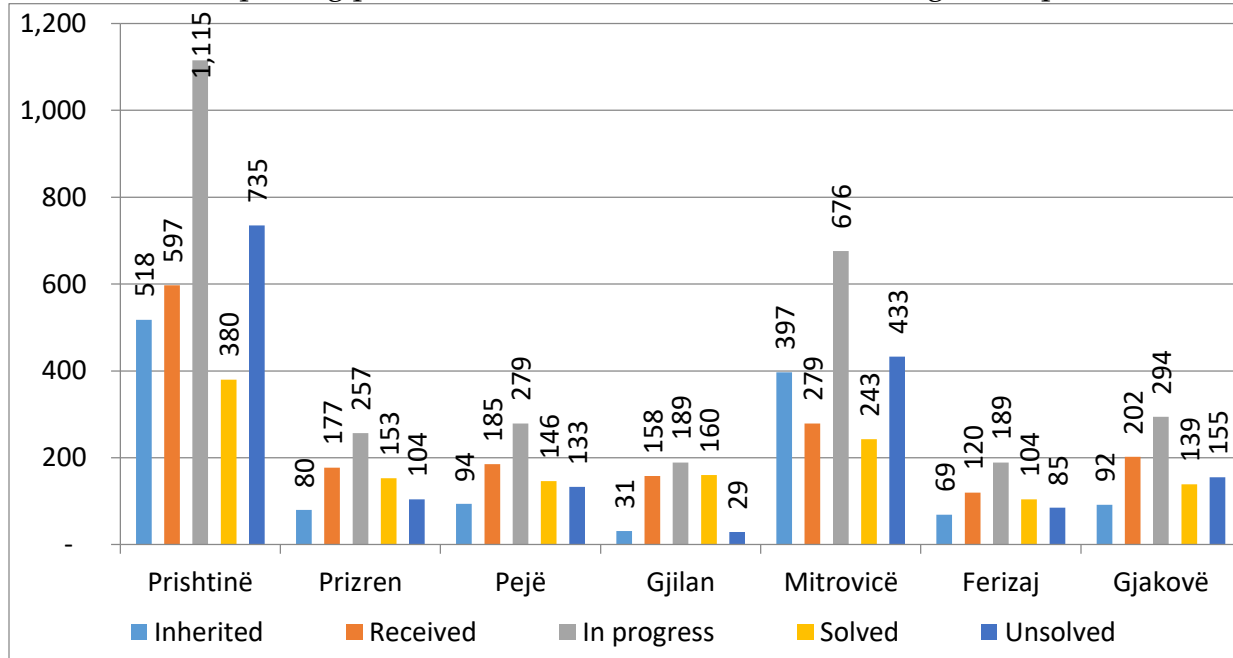


Chart 54: Criminal reports for major perpetrators (PP) inherited from the previous year, received, pending, solved and those remaining at the end of the reporting period for each SCD of BPs.

**The SCDs of the BPs in the resolution of reports-criminal cases above and below the norm determined by Administrative Instruction, for each prosecutor for the reporting period, is as follows:**

- SCD of BP in Prizren has solved 38 reports-criminal cases or 2 reports-criminal cases above the six-month norm;
- SCD of BP in Peja - 40 reports-criminal cases or 4 reports-criminal cases above the six-month norm;
- SCD of BP in Gjilan - 61.33 reports-criminal cases or 25.33 reports-criminal cases above the six-month norm;
- SCD of BP in Mitrovica - 51.80 reports-criminal cases or 15.8 reports-criminal cases above the six-month norm; AND
- SCD of BP in Gjakova - 82 reports-criminal cases or 46 reports-cases above the six-month norm;



**The SCDs of the BPs that have solved the criminal charges against a prosecutor below the norm determined by the instruction, for the reporting period are as follows:**

- SCD of BP in Ferizaj – 32.75 reports-criminal cases or 3.25 reports-criminal cases under the six-month norm,
- SCD of BP in Prishtina – 35.25 reports-criminal cases or 0.75 reports-criminal cases below the six-month norm;

Unsolved reports-criminal cases at the end of the first half of 2022, compared to the same period of 2021, and in the SCD of BPs has increased by 486 reports-criminal cases or by 5.63%.

### **7.1.1. The method of solving the criminal reports of the perpetrators of major criminal offenses (PP) by the SCD**

Of the criminal reports that have been at work (2,999 with 7,638 persons), SCD prosecutors have completed 1,325 criminal reports or 44.18% with 2,533 persons or 33.16% of the persons.

The criminal charges that have been pending, the prosecutors have solved in the following ways:

- 5 or 0.20% of the persons completed with a direct indictment;
- 738 or 29.13% of persons solved by dismissal of the criminal charges.

The investigative procedure initiated against 2,337 persons. The cases of 364 or 15.57% of persons were unsolved investigations from the previous period, while the decision to investigate 1,973 or 84.43% of persons taken during the reporting period:

After completion of the investigation:

- The indictment was filed against 1,220 or 48.16%, persons;
- Investigations have been closed against 432 or 17.06%, persons;
- Assignment of cases in the competence of 138 persons or 5.45%.

At the end of the six months period of 2022, the investigations against 685 persons remained unfinished. During the reporting period, SCD prosecutors submitted 362 requests for detention, of which the courts approved 304 or 83.97% of them.

### **7.1.2 Court decisions regarding prosecutors' accusatory acts**

During this period, the SCDs of the basic courts, deciding according to the indicting acts of the prosecutors of the SCDs of the BPs, have taken 810 judicial decisions, as follows, by:

- Proclaimed guilty and sentenced with a guilty verdict 738 persons 91.11%;
- Imposed compulsory treatment measures 1 person or 0.12%;
- Dropped the indictment against 12 persons or 1.48%;

- Rejected the indictment against 17 persons or 2.10% and
- 42 persons or 5.19% acquitted.

SCD prosecutors have filed 192 appeals against the court decisions, of which 161 or 83.85% of the appeals filed only because of the decision on the sentence.

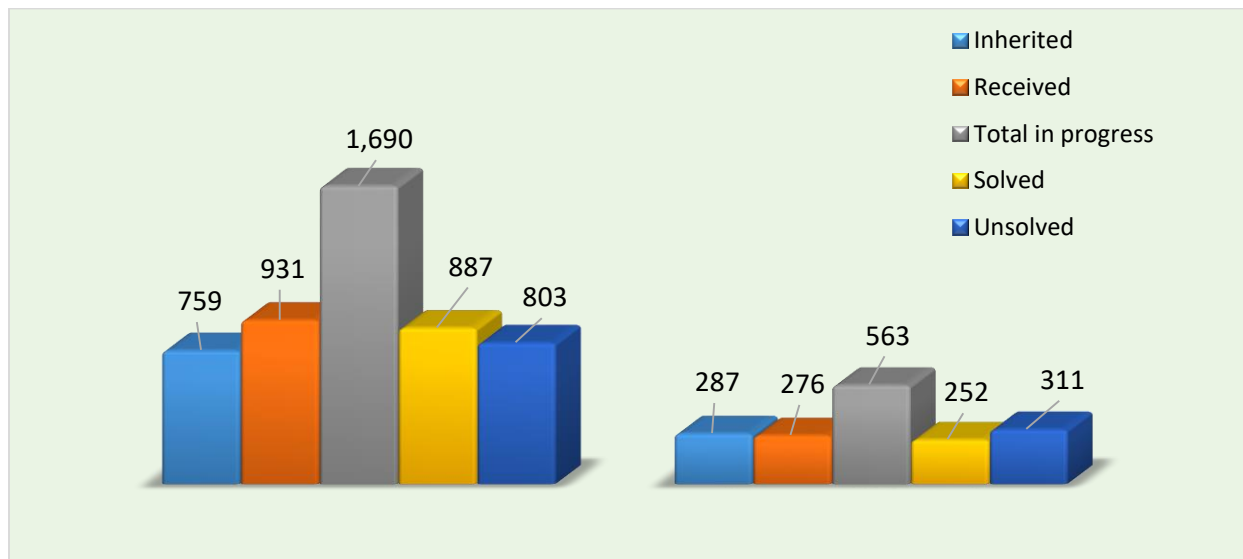
## 7.2. Juvenile departments of the basic prosecution offices

During the reporting period, JDs of BPs had 2,254 criminal reports at work, of **which:**

- Inherited at the beginning of the reporting period were 1,046 or 46.43% reports - criminal cases;
- Received to work are 1,207 or 53.57% case reports;
- Solved 1,139 or 50.55% reports-case and
- Unsolved at the end of the reporting period are 1,115 or 49.45% reports-cases.

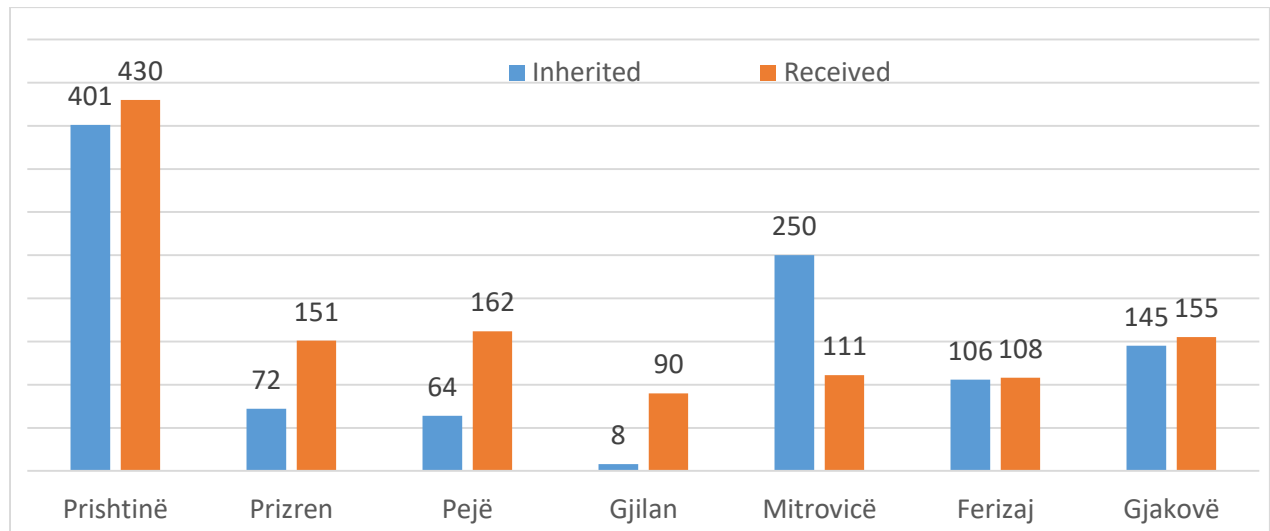
If we take as a basis only the number of cases received in this period, the JDs of BPs have managed to solve 68 reports-criminal cases less than they received or 5.63%.

The following shows the total number of reports-criminal cases in JD of all basic prosecutions in all registers:



Graph 55: Reports - criminal cases in JD of all basic prosecutions (PPM, PPN/M)

The following graphs reflect the number of pending criminal charges at the beginning of 2022 and those received e to work in the JD of BPs during the reporting period.



Graph 56: Unsolved reports-criminal cases at the beginning of 2022 and received during the first half of 2022 in all JD of all BPs

The following graph shows all types of reports-criminal cases at work, solved and those remaining at the end of the reporting period during the reporting period for each JD of BPs.

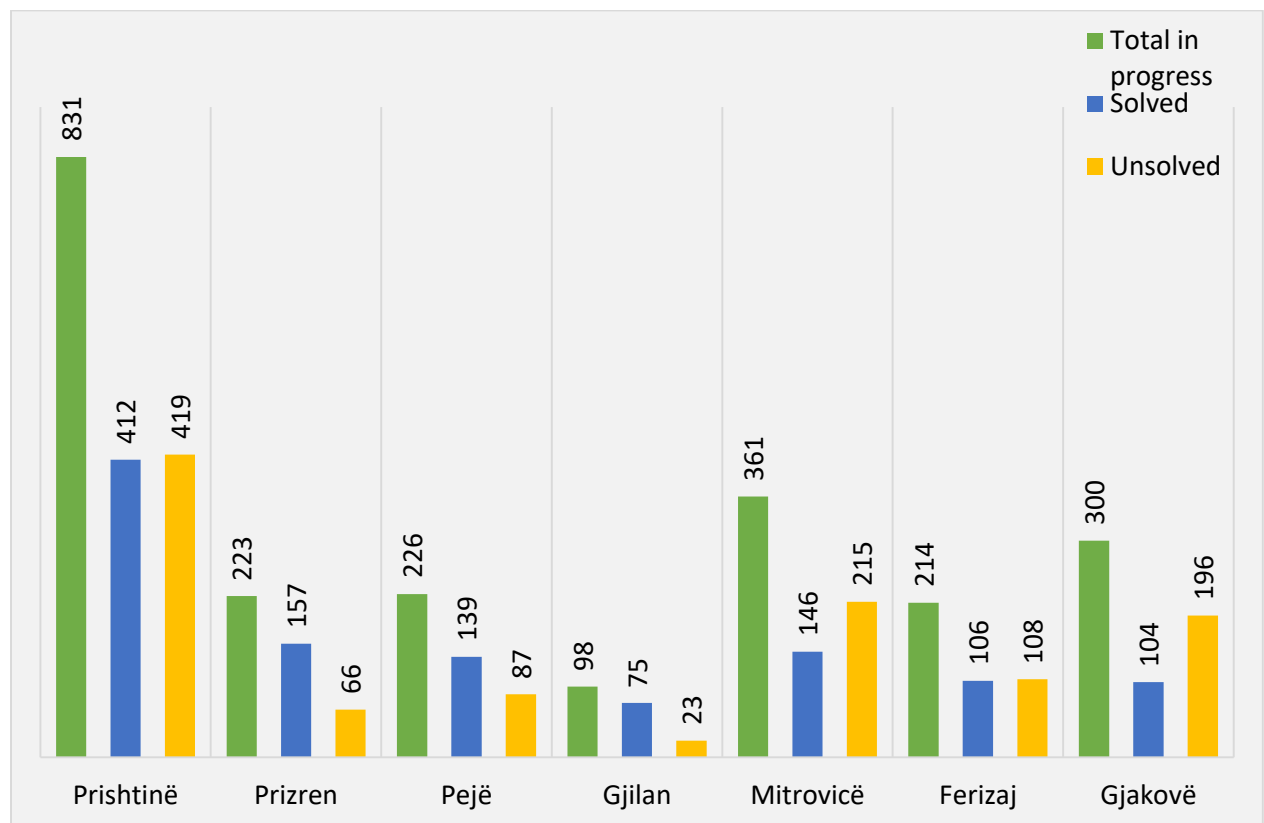


Chart 57: Reports - criminal cases received, solved and unsolved at the end of the period in the JD of BPs.

The following graph reflects the criminal reports for juvenile offenders (PPM) inherited from the previous year, received, pending, solved and those remaining at the end of the reporting period for each JD of BPs.

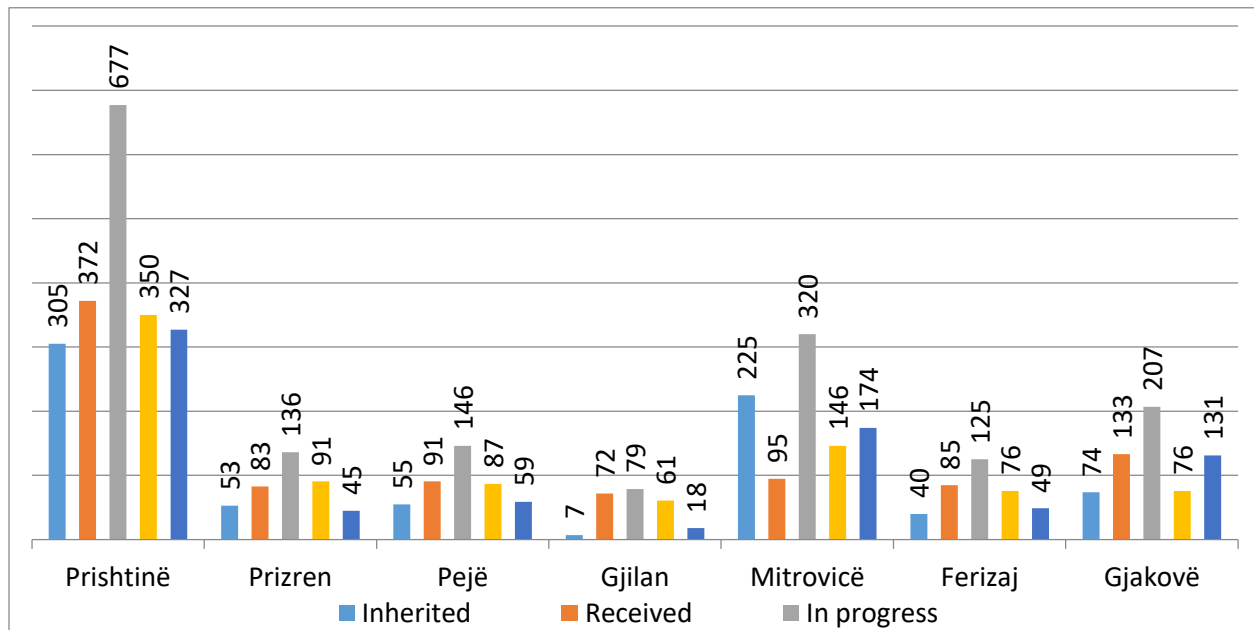


Chart 58: Criminal reports for juvenile offenders (PPM) inherited from the previous year, received, pending, solved and those remaining at the end of the reporting period for each JD of BPs.

The graph below shows the number of criminal complaints received and solved for the first half of 2022 for each JD of BPs.

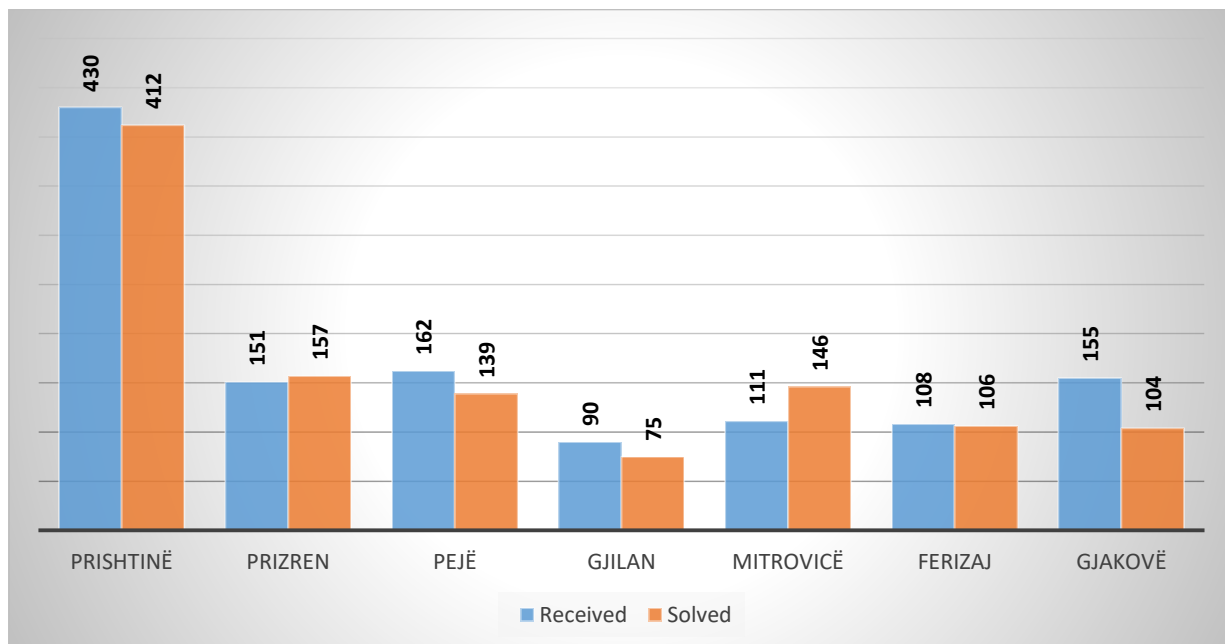


Chart 59: Reports - criminal cases received and completed in the first half of 2022, for each JD of BPs.

The number of reports-unsolved criminal cases at the end of the first half of 2022, compared to the same period of 2021, has decreased by 48 or 4.12%.

**JDs of BPs that have solved criminal charges against a prosecutor above the norm determined by instruction, for the reporting period is as follows:**

- JD of BP in Gjakova – 80 criminal reports or 20 criminal reports above the six-month norm;
- JD of BP in Ferizaj – 80 criminal reports or 20 criminal reports above the six-month norm;
- JD of BP in Prizren – 78.5 criminal reports or 18.5 criminal reports above the six-month norm;

**JDs of BPs that have solved criminal charges per prosecutor below the norm determined by the instruction, for the reporting period is as follows:**

- JD of BP Gjilan – 31.5 criminal reports or 28.5 criminal reports below the annual six-month norm;
- JD of BP Mitrovica – 48.67 reports-criminal cases or 11.33 criminal reports under the six-month norm;
- JD of BP in Prishtina – 51.14 criminal reports or 8.86 reports below the six-month norm;
- JD of BP in Peja – 49.5 criminal reports or 10.5 criminal reports below the six-month norm;

### **7.2.1 The method of solving the criminal reports of minor perpetrators of criminal offenses (PPM) in JD**

Out of 1,690 criminal reports against juveniles with 2,659 persons, who were at work during this period, prosecutors of the JD of BPs have solved 887 criminal reports with 1,249 juveniles:

- For 191 or 15.29% of juveniles, preparatory procedures have not started (principle of opportunity);
- For 83 or 6.65% of juveniles, the preparatory procedure has been stopped;
- Criminal charges were filed against 215 or 17.22% of juveniles;
- For 106 or 8.49% of juveniles, it is proposed to impose the measure of diversity by the prosecutor;
- For 81 or 6.48% of juveniles, it is proposed to impose disciplinary measures;
- For 320 or 25.62% of juveniles, it is proposed to impose the measure of increased supervision;

- For 159 or 12.73%, of juveniles, it is proposed to impose an institutional measure;
- For 9 or 0.72%, of juveniles, it is proposed to impose imprisonment for juveniles;
- For 11 or 0.88%, of juveniles, it is proposed to impose the mandatory treatment measure;
- For 10 or 0.80% of juveniles, mediation is proposed;
- For 14 or 1.12% of juveniles, the order for work for general benefit has been proposed and
- For 50 or 4% of juveniles, the cases solved in a different way.

### **7.2.2 Court decisions regarding the prosecutors' proposals on juveniles**

The JDs of the basic courts, acting according to the proposals of the prosecutors of the JDs of the BPs, have taken the following court decisions against 422 persons:

- Judgments for the imposing punishment against juveniles obtained against 23 or 5.45% of persons;
- Rulings on the imposing educational measures taken against 344 or 81.52% of persons, and
- Rulings on the termination of the procedure for juveniles taken against 55 or 13.03% of persons.

### **7.2. General departments of basic prosecutions**

During the reporting period, the GD of the BPs had 88,409 reports - criminal cases, of which:

- Inherited at the beginning of the reporting period were 70,520 or 79.77% reports - cases;
- Received to work are 17,889 or 20.23% reports-cases;
- Solved 13,368 or 15.12% reports-criminal cases and
- Unsolved at the end of the reporting period 75,041 or 84.88% of the reports - criminal cases that were pending.

Based on the number of reports-cases received in this period, GDs of BPs managed to solve 4,521 or 25.27% less reports-criminal cases than they did received at work or 15.12% of cases at work.

The number of pending reports-criminal cases at the end of the first half of 2022, compared to the same period of 2021, has increased by 6,516 criminal reports-cases or 9.5%.

Below is reflected the total number of reports-criminal cases in the GD of all basic prosecutions for all registers:

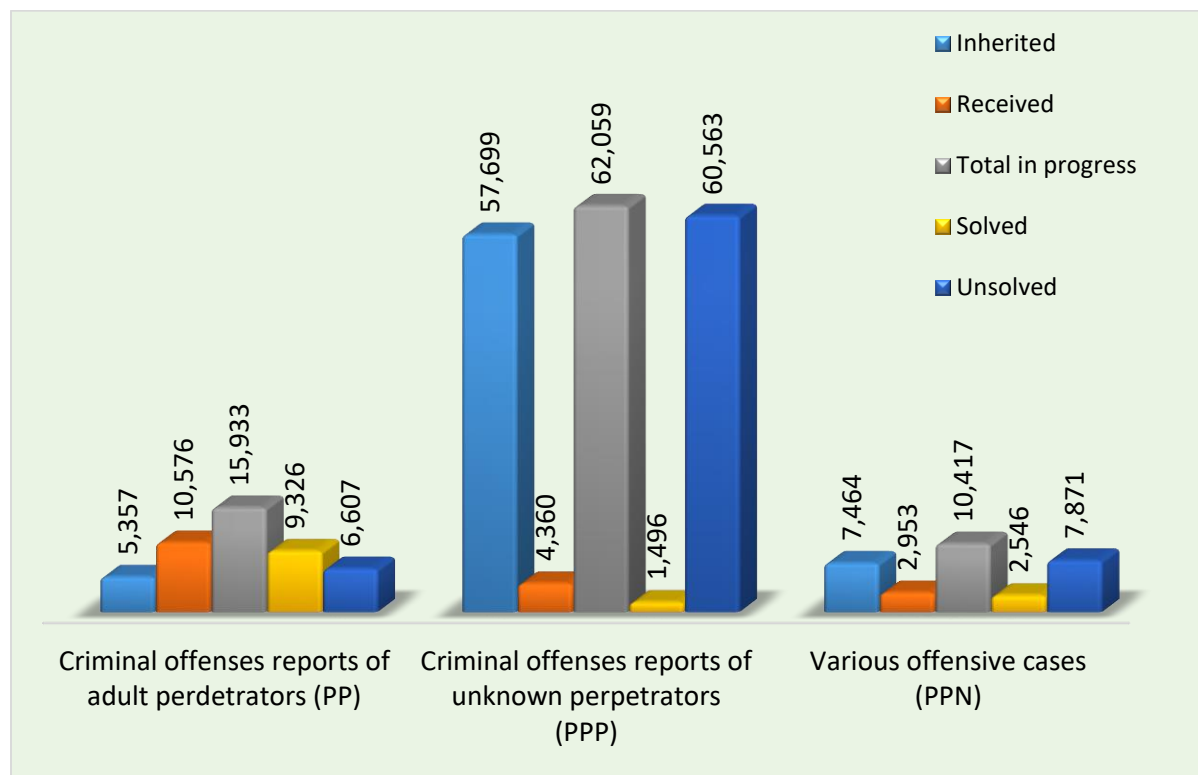
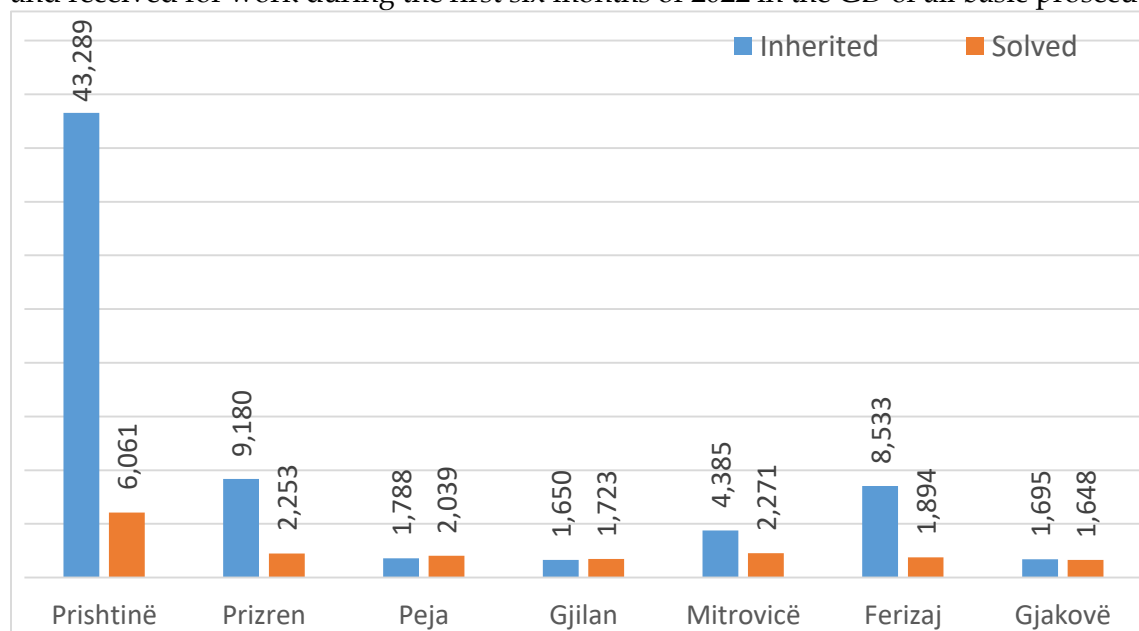


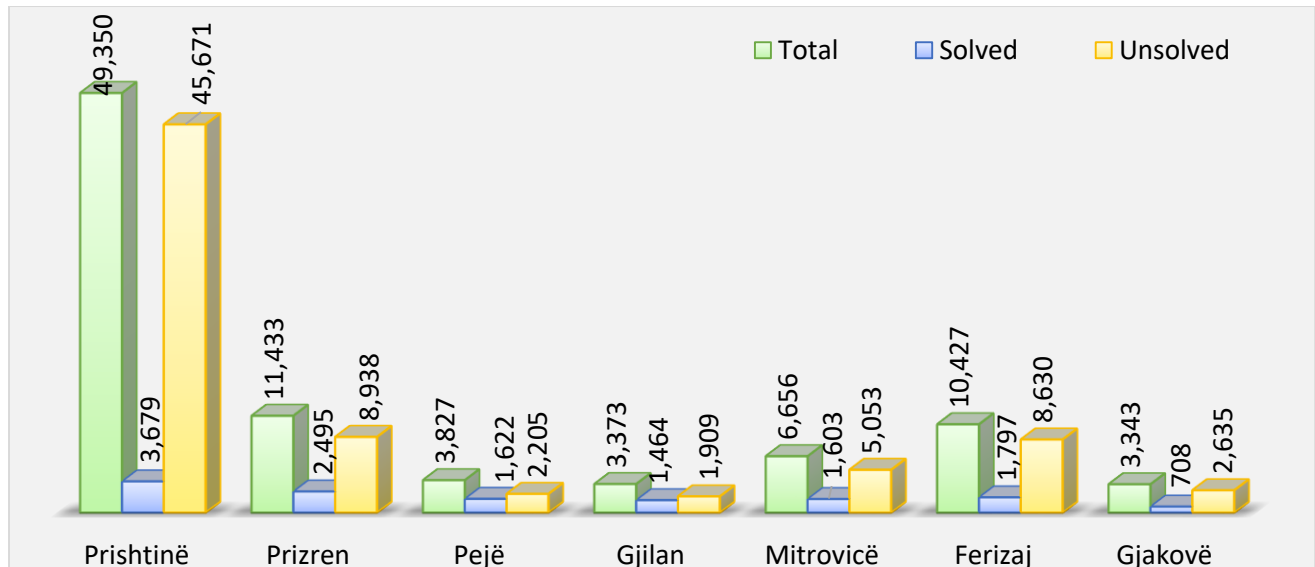
Chart 60: Reports - criminal cases in the GD of all basic prosecutions (PP, PPP, PPN)

The following reflects the number of pending criminal reports-cases at the beginning of 2022 and received for work during the first six months of 2022 in the GD of all basic prosecutions:



Graph 61: Reports - pending criminal cases at the beginning of 2022 and received in the GD of BPs

The following graph shows all types of reports-criminal cases at work, solved and those unsolved at the end of the reporting period, for each GD of BPs.



Graph 62: Reports - criminal cases received, solved and unsolved in the GD of BPs

The following graph reflects the criminal charges at work, solved and those unsolved at the end of the reporting period, for major perpetrators (PP) for each GD of BPs.

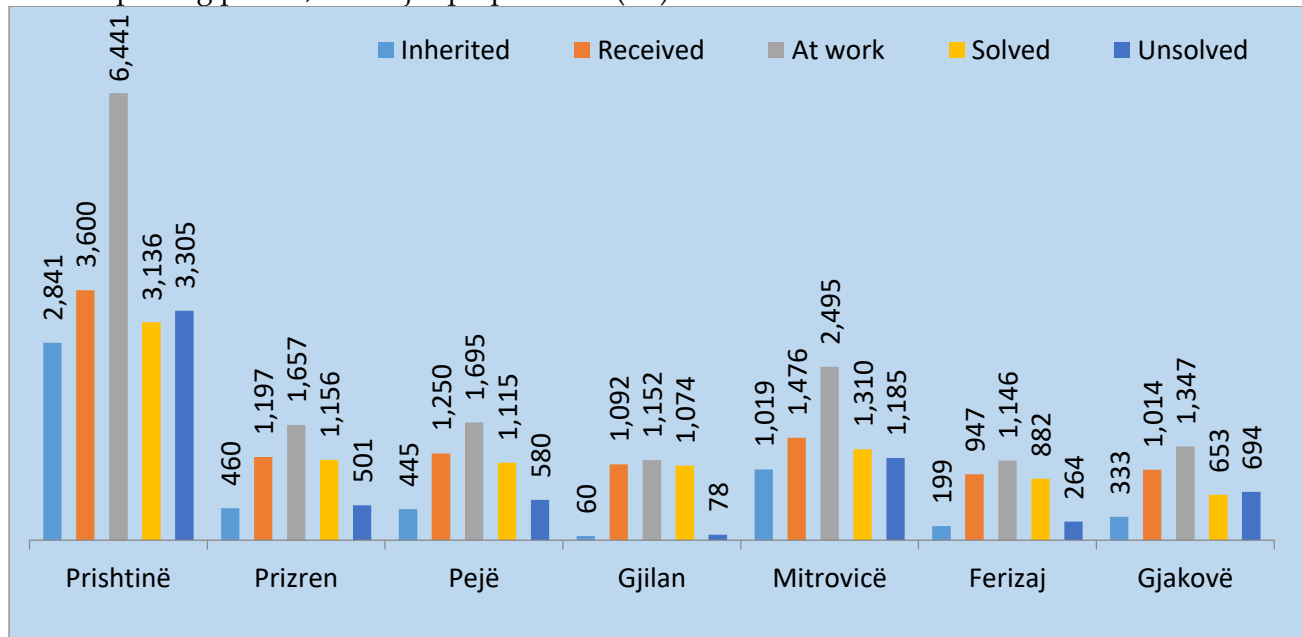


Chart 63: Criminal reports for adult perpetrators (PP) inherited, received, at work, solved and those remaining at the end of the reporting period for each GD of BPs.



The graph below shows the number of criminal complaints received and solved during the first six months in 2022, for each GD of the BPs.

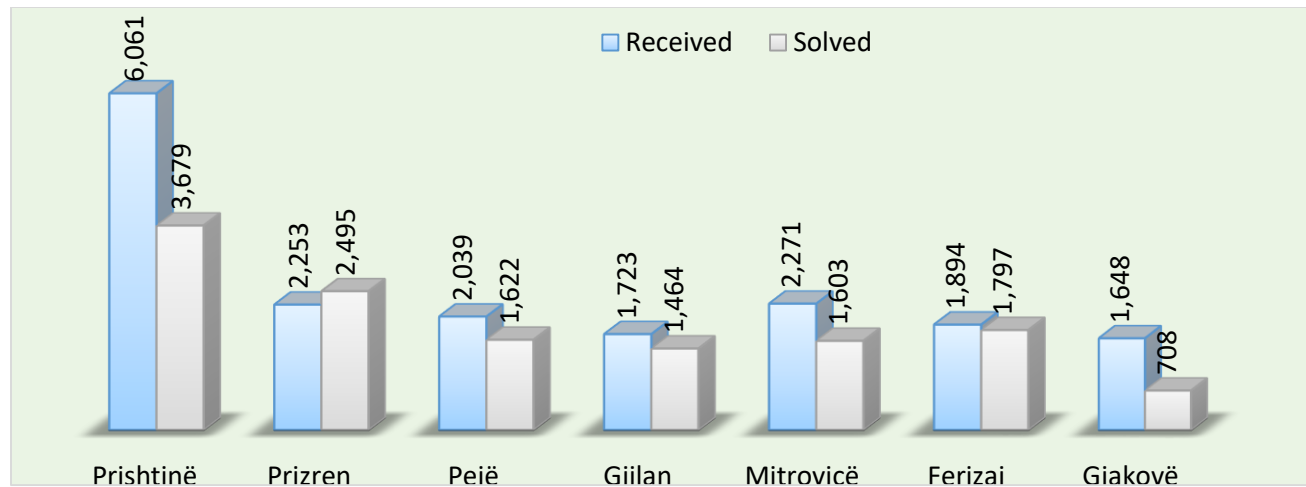


Chart 64: Reports – criminal cases received and solved during the first half of 2022, for GD of BPs

As can be seen in the graph above, the GD of BP in Prishtina has received 33.88% of the total number of reports-criminal cases, while all GDs of other BPs have received 66.12% of reports-criminal cases.

Likewise, regarding solved cases, the BP in Prishtina has managed to select 27.52% of the criminal reports, while the other BPs have 72.48%.

**GDs of BPs that have solved criminal reports-cases per prosecutor, above the norm as defined by the instruction for the reporting period, is as follows:**

- GD of BP in Prishtina – 139.20 criminal reports for each prosecutor or 1.20 reports-criminal cases above the norm;
- GD of BP in Gjiilan – 186.33 reports-criminal cases or 48.33 reports-criminal cases above the norm;

**GDs of BPs who have solved criminal reports-cases for a prosecutor, under the norm as defined by the instruction for the reporting period, is as follows:**

- GD of BP in Gjakova – 73.33 reports-criminal cases or out of 64.66 reports-criminal cases above the norm.
- GD of BP in Prizren – 90 reports-criminal cases or out of 48 reports-criminal cases below the norm;
- GD of BP in Peja – 116.8 reports-criminal cases or out of 21.20 reports-criminal cases below the norm.

- GD of BP in Mitrovica – 133.7 reports-criminal cases or 4.30 reports below the norm;
- GD of BP in Ferizaj – 81.25 reports-criminal cases or 56.75 reports-criminal cases below the norm;

Unsolved reports-criminal cases at the end of the first half of 2022, compared to the same period of 2021, and in the GD of BPs has decreased by 6,516 reports-criminal cases or by 9.50%.

### **7.3.1. The manner of solving the criminal reports of the perpetrators of major criminal offenses (PP) by the GD**

In the reporting period, GD of BPs had 15,933 criminal reports on 24,958 persons with known perpetrators from the PP register.

Of the number of cases at work, 5,357 or 33.62% were pending criminal reports from previous years, while 10,576 or 66.38% of criminal reports received at work during the reporting period.

From the number of criminal reports at work, in the reporting period, the BP managed to proceed to the courts with 9,326 criminal reports against 10,970 persons.

The solved criminal reports of 10,970 persons have ended as follows:

- 3,993 or 36.40% of the persons were charged directly;
- 1,527 or 13.92% of persons were charged with an indictment with a request for the issuance of a punitive order;
- By dropping the criminal report, 1,942 or 17.70% of the persons and
- The cases of 57 or 0.52% of persons completed with the proposal for the imposition of measures for compulsory treatment.

After completion of the investigation:

- The indictment was filed against 2,744 or 25% of the persons;
- Investigations have been closed against 482 or 4.40% of persons;
- The cases of 225 or 2.05% of persons assigned to the competence.

The investigative procedure opened against 4,776 persons; the cases of 1,368 or 28.64% of the persons were unsolved investigations from the previous period, while against 3,408 or 71.35% of the persons the decision to investigate taken during the reporting period.

During the reporting period, GD prosecutors in BP have submitted 727 requests for detention, of the submitted requests; the basic courts have approved 615 or 84.59% of the submitted requests.

### 7.3.2. Court decisions regarding prosecutors' accusatory acts

The basic courts, acting according to the accusatory acts of the GD prosecutors, have taken 6,862 court decisions, as follows;

- 4,954 or 72.19% of persons were declared guilty and convicted by guilty verdict;
- The cases of 1,502 or 21.89% of the persons ended with a judgment with a punitive order;
- The measure of compulsory treatment imposed on 51 or 0.75% of persons.
- Dismissal of the indictment against 132 or 1.93% of persons;
- Rejected the indictment against 106 persons or 1.54% of persons and
- 117 or 1.70% of persons were acquitted of the incriminating acts;

Prosecutors of GDs have submitted 281 complaints regarding court decisions. Of them, 242 or 85.81% presented only because of the decision on the sentence. During the first six months of 2022, the courts issued 1,477 rulings due to the statute of limitations.

## 8. The workload of prosecutors and prosecutions with cases

The workload of prosecutors by department for each basic Prosecution office is shown in the table below:

Table 4: The average of received cases, cases in progress, solved and unsolved for 1 prosecutor in relation to the Norm according to the AJDinistrative Instruction for all departments of BP

Prosecutor office	Department	No. of prosecutor	The average of received cases, cases in progress, solved and unsolved for 1 prosecutor in relation to the Norm according to the Administrative Instruction								
			Norms according to UA		Total cases received	Received cases		Total solved cases	Solved Cases		Monthly
			Yearly	Monthly		Yearly	Monthly		Yearly	Monthly	
Prishtinë	SCD	13	66	6	657	50.54	8.42	423	32.54	2.96	966
	JD	7	110	10	379	54.14	9.02	358	51.14	8.52	339
	GD	24	253	23	3,784	157.67	26.28	3,202	133.42	22.24	5692
Prizren	SCD	5	66	6	200	40.00	6.67	190	38.00	6.33	166
	JD	2	110	10	92	46.00	7.67	99	49.50	8.25	48
	GD	14	253	23	1,287	91.93	15.32	1,260	90.00	15.00	971
Pejë	SCD	4	66	6	207	51.75	8.63	160	40.00	6.67	169
	JD	2	110	10	100	50.00	8.33	94	47.00	7.83	63

	GD	10	253	23	1,325	132.50	22.08	1,168	116.80	19.47	718
Gjilan	SCD	3	66	6	183	61.00	10.17	184	61.33	10.22	61
	JD	2	110	10	74	37.00	6.17	63	31.50	5.25	19
	GD	6	253	23	1,150	191.67	31.94	1,118	186.33	31.06	179
Mitrovicë	SCD	5	66	6	300	60.00	10.00	259	51.80	8.63	604
	JD	3	110	10	97	32.33	5.39	146	48.67	8.11	179
	GD	9	253	23	1,535	170.56	28.43	1,337	148.56	24.76	1449
Ferizaj	SCD	4	66	6	143	35.75	5.96	131	32.75	5.46	166
	JD	1	110	10	88	88.00	14.67	80	80.00	13.33	56
	GD	12	253	23	1,017	84.75	14.13	975	81.25	13.54	764
Gjakovë	SCD	2	66	6	217	108.50	18.08	164	82.00	13.67	192
	JD	1	110	10	136	136.00	22.67	80	80.00	13.33	139
	GD	9	253	23	1,065	118.33	19.72	660	73.33	12.22	847

From the data in this table, it can be seen that SCD in BP have received an average of 60.25 reports-criminal cases per one (1) prosecutor, for each month out of 10.04 reports-criminal cases per prosecutor, which means that SCD prosecutors have received cases above the monthly rate of 4.04 reports - criminal cases.

The graph below shows the structure of reports-criminal cases received in a month for a prosecutor.

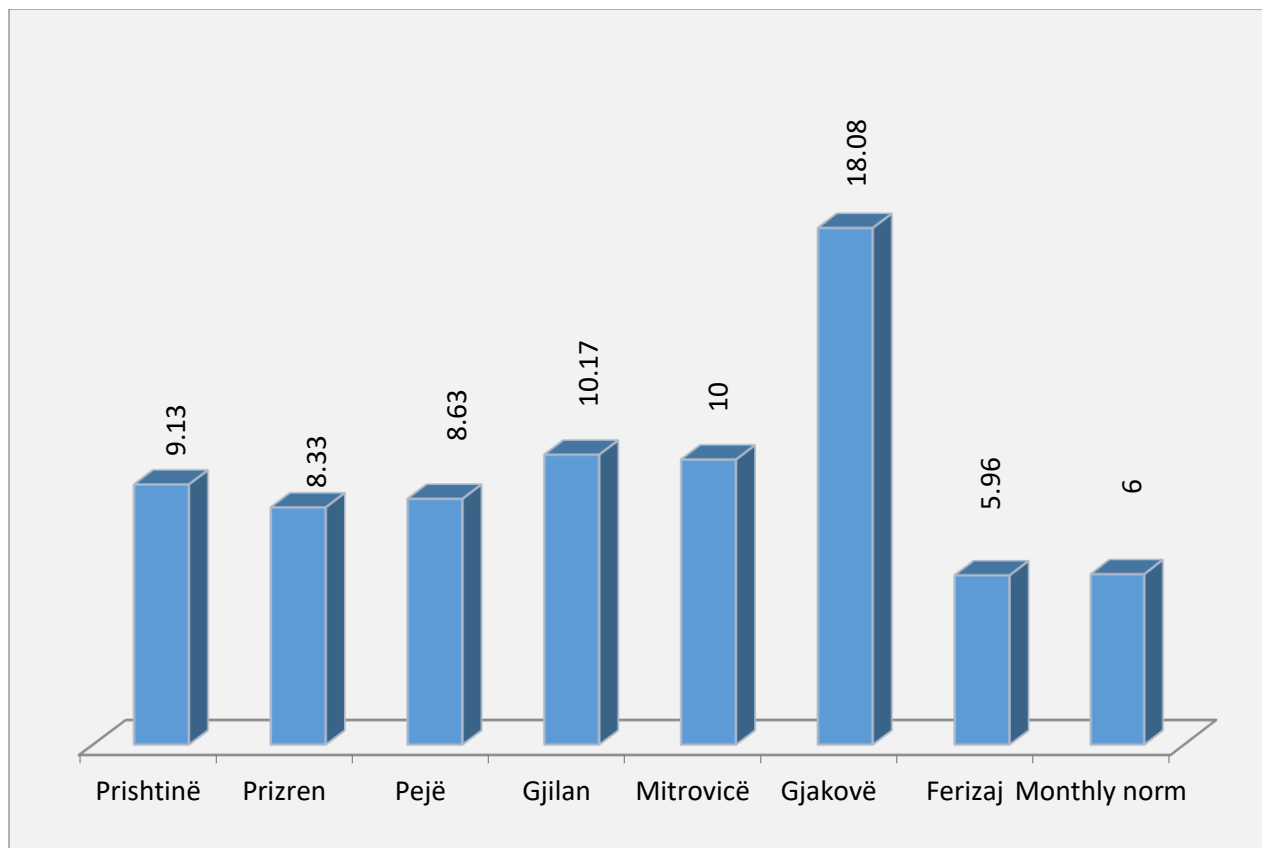
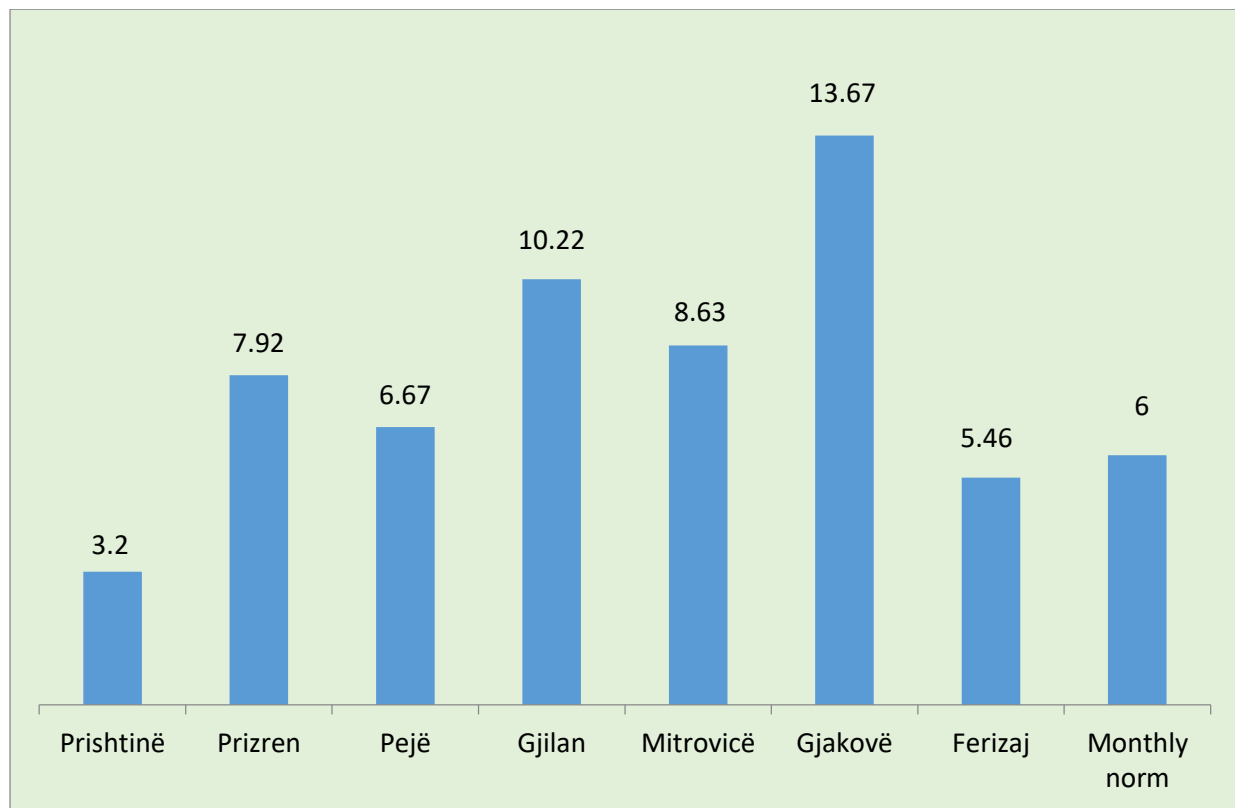


Chart 65: Reports-criminal cases received in a month for a prosecutor in the SCD of the BP

The prosecutors of the SCDs of the BPs in the reporting period have solved on average from 50.09 criminal case reports or 7.97 reports per prosecutor per month or 1.97 criminal case reports above the norm determined by the instruction.

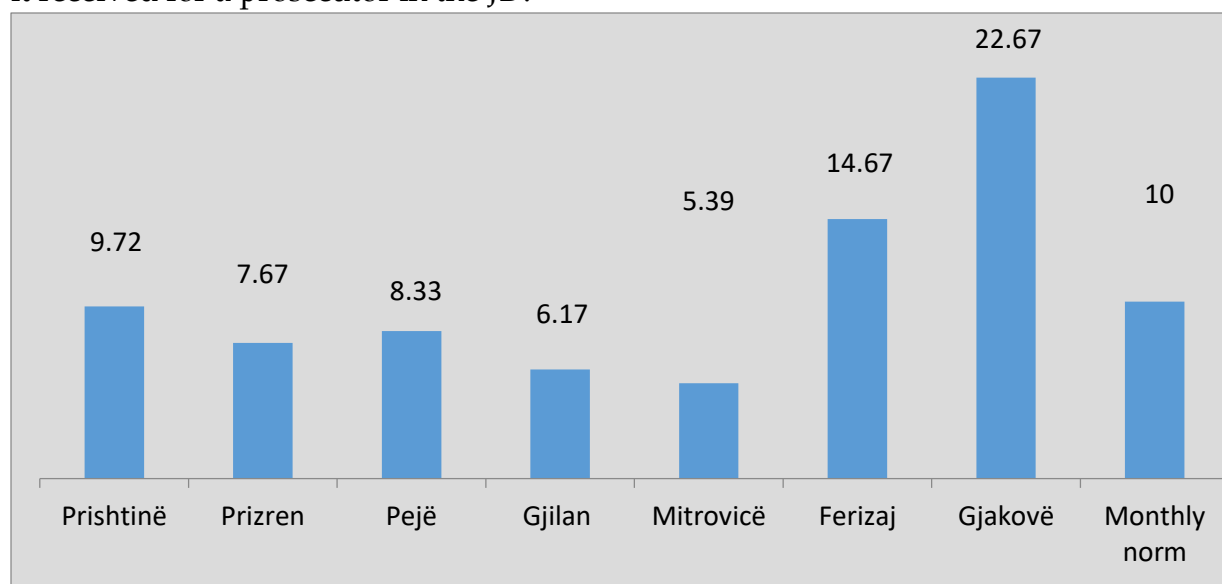
The graph below reflects the structure of criminal reports-cases solved in a month for a prosecutor.



Graph 66: Reports-criminal cases solved during a month for a prosecutor

In the reporting period, on average, each prosecutor of the JD of BPs received 63.95 criminal reports or 10.66 per month or 0.66 criminal reports above the annual rate according to the guidelines.

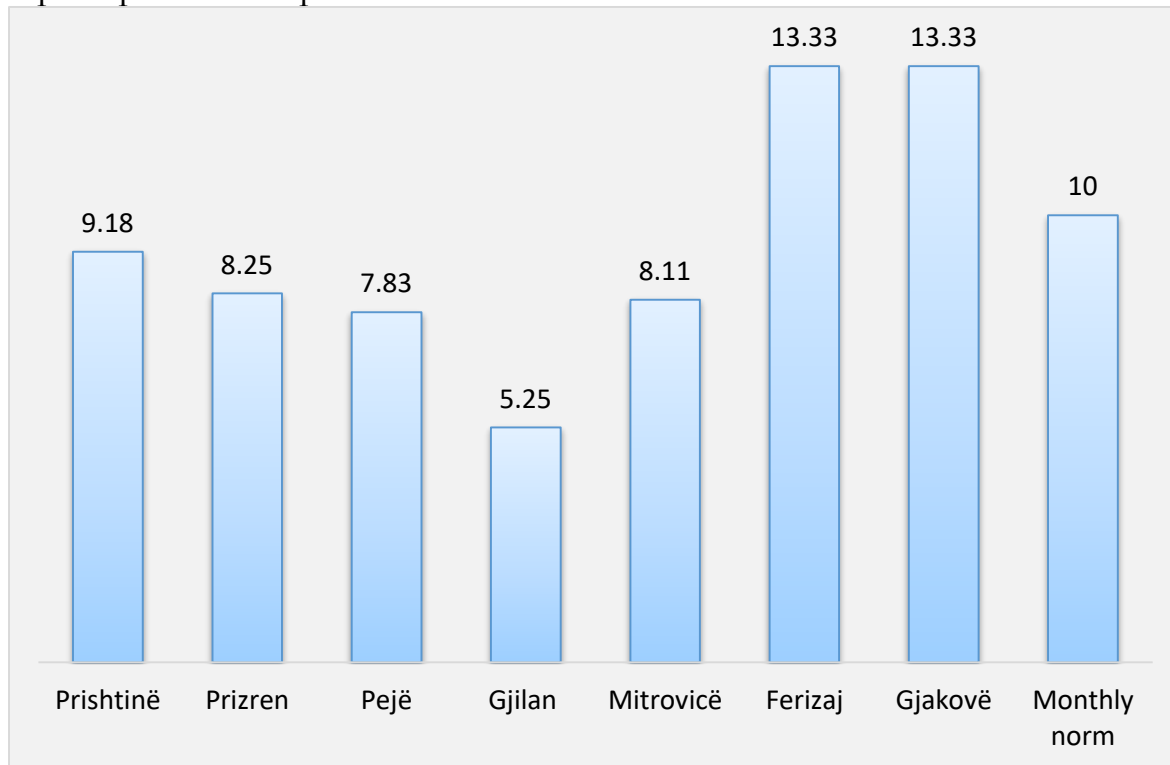
The graph below shows the average for each BP of how many criminal reports per month it received for a prosecutor in the JD.



Graph 67: Average for each JD of BP for reports-criminal cases received per month for one prosecutor.

In the reporting period, prosecutors of the JD of BPs on average solved 55.96 criminal reports or 9.33 reports per month for 1 prosecutor or 0.67 reports below the average rate according to the guide.

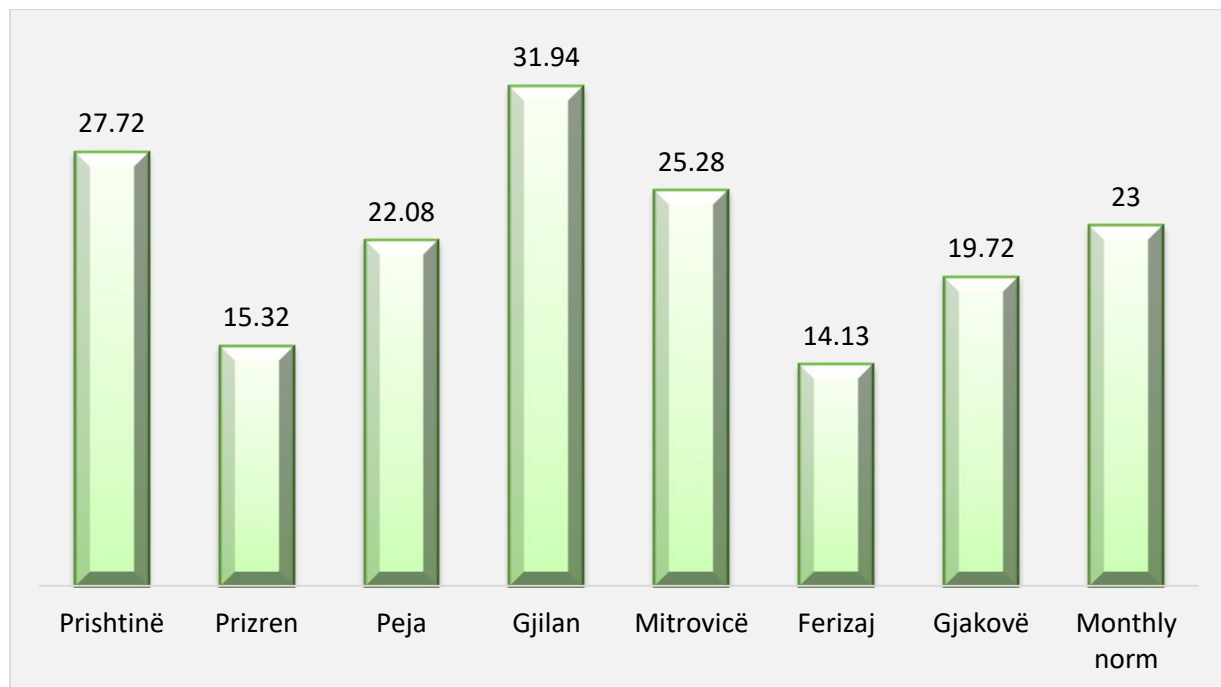
The following graph shows the average for each JD of BPs of how many criminal reports per month a prosecutor has solved.



Graph 68: Average for each JD of BPs about criminal charges solved per month for a prosecutor

In 2022, prosecutors of the GD of BPs have received an average of 133.89 reports - criminal cases or 22.31 cases per month per prosecutor or 0.69 reports - criminal cases below the annual norm.

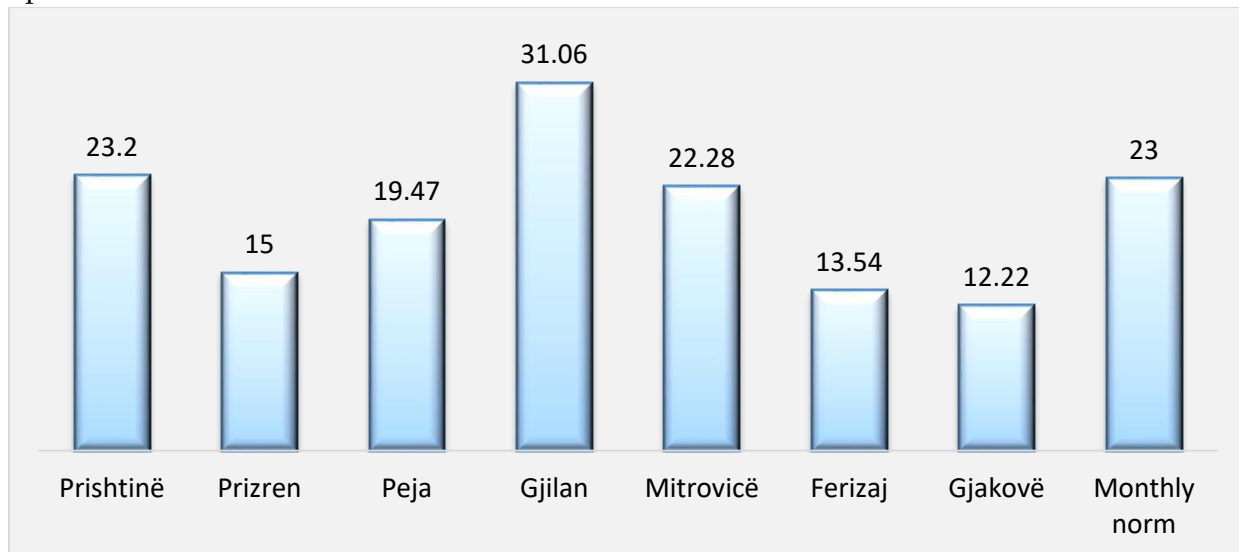
The graph below shows the average for each BP, how many criminal reports per month received per prosecutor.



Graph 69: The average number of criminal reports-cases received per month for a prosecutor in each GD of BPs.

During the reporting period, each prosecutor of the GD of BPs solved an average of 117.23 criminal reports or 19.54 for each month per prosecutor or 3.76 reports-criminal cases under the monthly norm.

Below are graphically the data for the average of monthly criminal reports solved by a prosecutor for each GD of BPs.



Graph 70: The average for each GD of the BPs of how many criminal reports a month solved by a prosecutor



## **9. The Office for Victims advocacy and Assistance**

The Office for Victim Protection and Assistance (OVAA) operates within the Office of the Chief State Prosecutor. The mandate of OVAA is to represent the interests of victims in the justice system in Kosovo.

During the first six months of 2022, the OVAA handled 1,338 cases. From all cases at work, domestic violence cases have dominated with a total of 20 cases and 15 cases of rape. Other cases are sexual abuse under the age of 16 with 2 cases, sexual abuse 1 cases, incitement to sexual acts with false promise of marriage 1 case, sexual assault 1 cases, enabling prostitution 2 cases, robbery 3 cases, attempted robbery 1 case, murder 6 cases, attempted murder 2 cases, extramarital union under 16 years 9 cases, cohabitation under 16 years 2 cases, child abandonment 2 cases, child abuse 1 case, missing persons 3 cases, and harassment 1 case.

In the framework of the OVAA, the Help Line Operator works with operators, who are engaged for 24 hours and with a public number and free of charge, to provide victims and the public a confidential reporting mechanism various criminal offenses of abuse, information about victims and other persons regarding their rights, provision of necessary information for existing services and existing numbers. 213 calls were received via the Call Center Help Line.

## **10. Interception Liaison Unit**

Based on the Law (No. 05/L-030) for interception of electronic communications, the Liaison Unit activates or interrupts the interception of terminal equipment after the lawful interception order issued by the competent courts under the administration and control of the Chief State Prosecutor.

The functioning of the Liaison Unit as defined by Regulation no. 01/2016, where the procedure of the legal interception process reflects, the rights and obligations of authorized officials for the implementation of the surveillance procedure based on high professional standards and the successful implementation of hidden surveillance measures.

For this purpose, the Chief State Prosecutor has authorized the prosecutor for the administration and control of the liaison unit and support staff professionally trained for the technical management of the equipment.

The Liaison Unit in cooperation with the electronic communications operators IPKO and PTK Vala has established and functionalized the management terminal and other equipment in the offices of this unit, which are necessary for the performance of the tasks defined by law.